

**NATIONAL STATISTICS OFFICE OF GEORGIA**

# **DOMESTIC TOURISM STATISTICS**

## **I QUARTER, 2022**



14.06.2022

## DOMESTIC TOURISM SURVEY

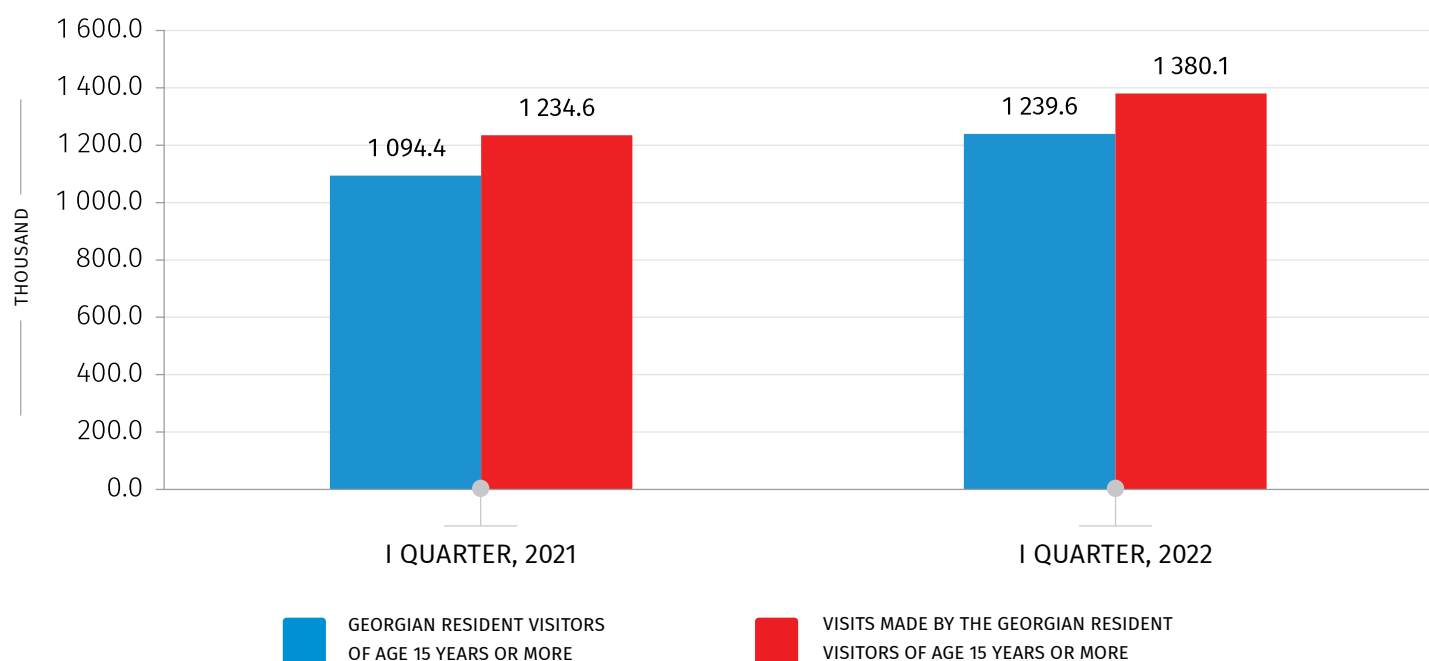
(I QUARTER, 2022)

In the I quarter of 2022 the monthly average number of Georgian resident visitors aged 15 years or more equaled to 1 239.6 thousand, whose monthly average number of visits on the territory of Georgia corresponded to 1 380.1 thousand units. The monthly average number of visitors has increased by 13.3% in comparison to the corresponding data for the I quarter of the previous year.

The chart 1 illustrates the monthly average number of Georgian resident visitors of age 15 years or more and number of visits made by them.

CHART №1

### DISTRIBUTION OF THE MONTHLY AVERAGE NUMBER OF GEORGIAN RESIDENT VISITORS OF AGE 15 YEARS OR MORE AND VISITS MADE BY THEM ON THE TERRITORY OF GEORGIA



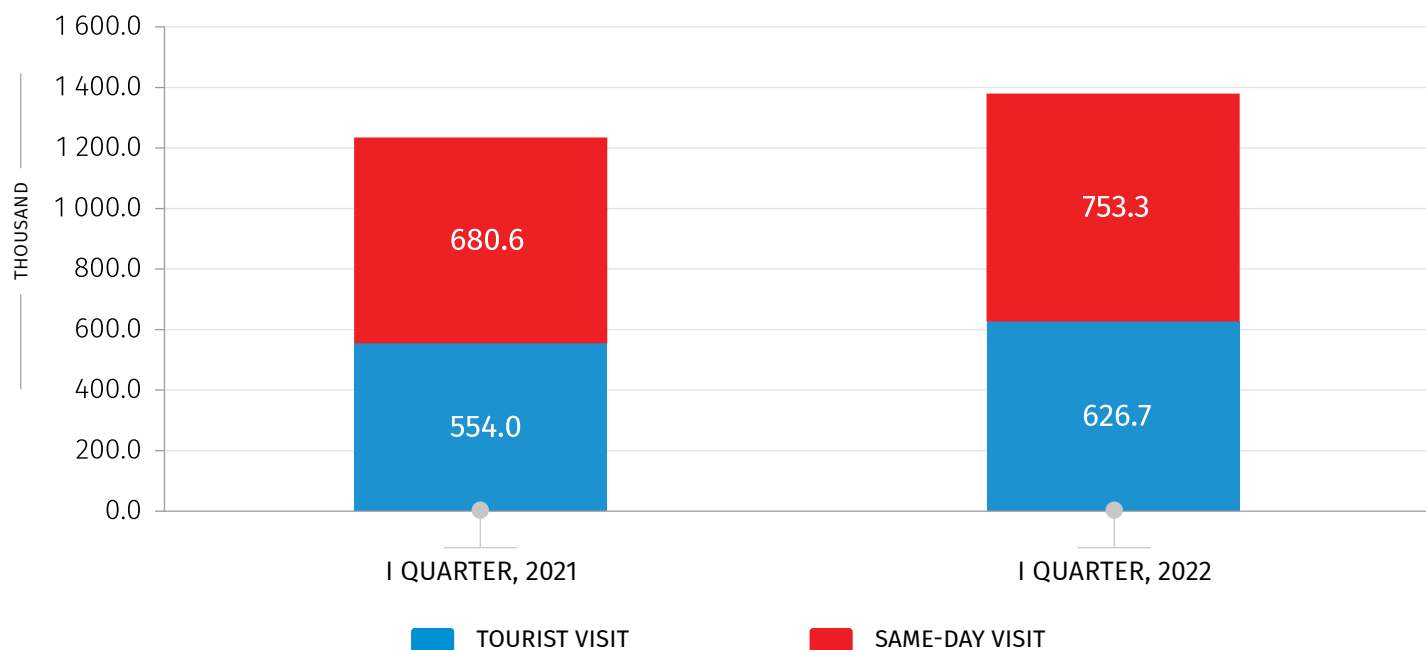
In the I quarter of 2022, the monthly average number of tourist visits of Georgian residents amounted to 626.7 thousand, which is 13.1 percent higher than the indicator of relevant period of the previous year. The chart 2 illustrates the distribution of monthly average number of visits made by Georgian resident visitors by the type of visit.

## NATIONAL STATISTICS OFFICE OF GEORGIA

14.06.2022

CHART №2

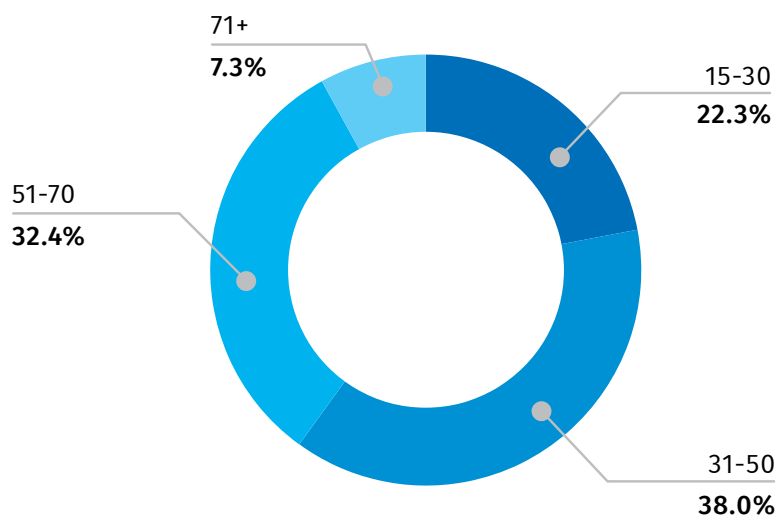
### DISTRIBUTION OF THE MONTHLY AVERAGE NUMBER OF VISITS MADE BY THE GEORGIAN RESIDENTS OF AGE 15 YEARS OR MORE ON THE TERRITORY OF GEORGIA BY THE TYPE OF VISIT



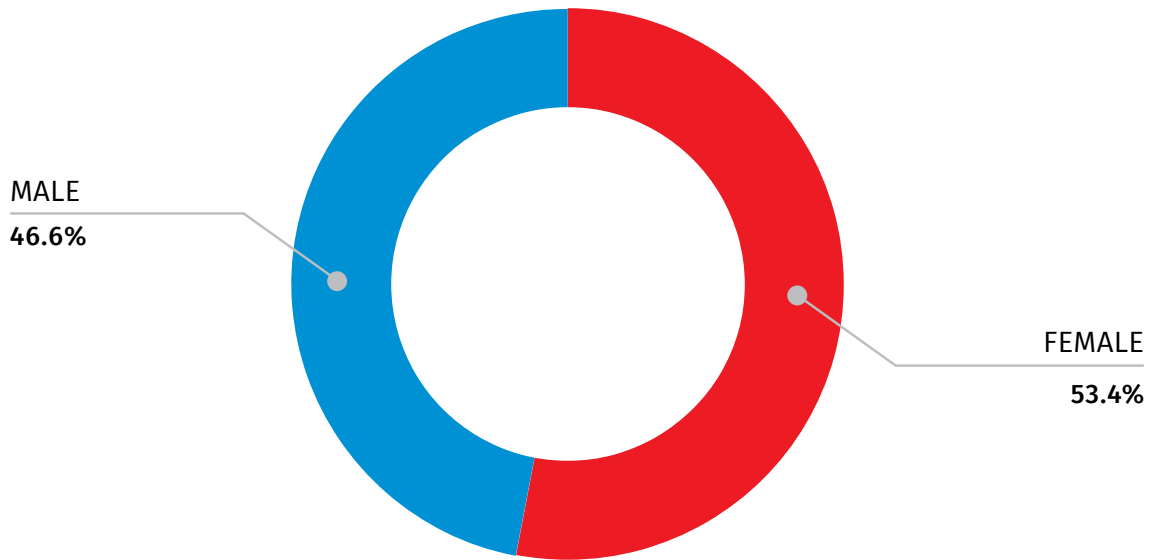
In the I quarter of 2022, 38.0 percent of the visitors belonged to the age group of 31-50 years. Herewith, women accounted for 53.4 percent of the total number of visitors.

CHART №3

### DISTRIBUTION OF THE MONTHLY AVERAGE NUMBER OF GEORGIAN RESIDENT VISITORS OF AGE 15 YEARS OR MORE BY THE AGE GROUPS IN I QUARTER, 2022 YEAR



**DISTRIBUTION OF THE MONTHLY AVERAGE NUMBER OF GEORGIAN RESIDENT VISITORS OF AGE 15 YEARS OR MORE BY GENDER IN I QUARTER, 2022 YEAR**



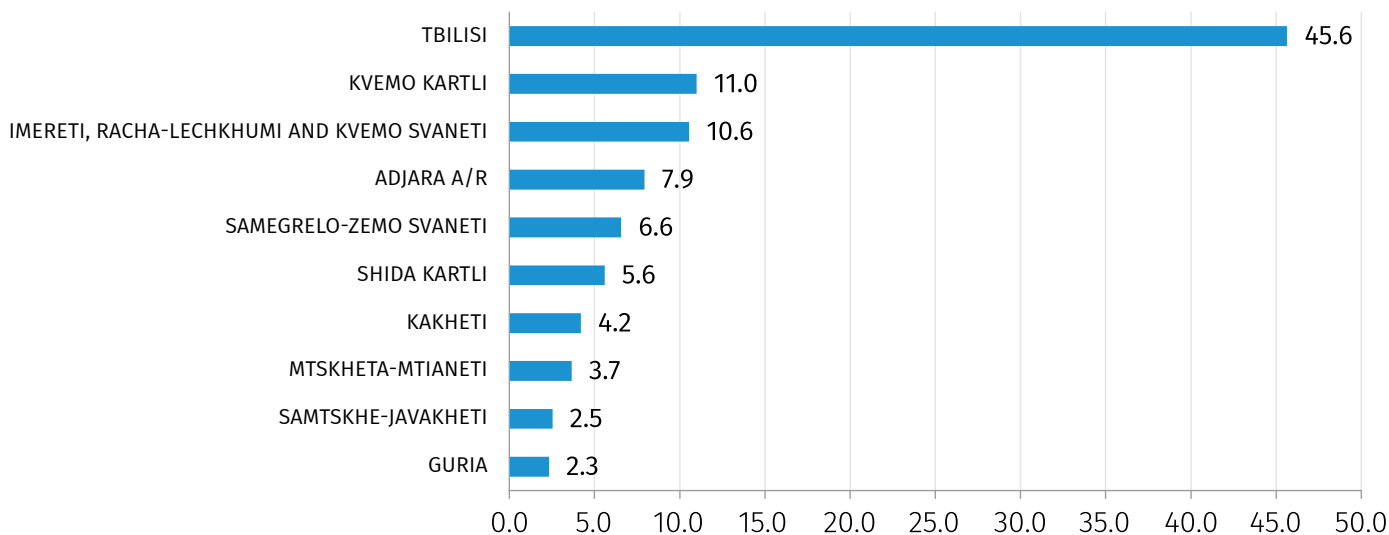
According to the survey results, 45.6 percent of visitors are the residents of Tbilisi, 11.0 percent - Kvemo Kartli region, 10.6 percent - Imereti, Racha-Lechkhumi and Kvemo Svaneti region, while the rest of the regions are represented by the lower share in the structure.

The chart 5 illustrates the distribution of the monthly average number of Georgian residents of age 15 years or more by the place of residence.

14.06.2022

CHART №5

### DISTRIBUTION OF THE MONTHLY AVERAGE NUMBER OF GEORGIAN RESIDENT VISITORS OF AGE 15 YEARS OR MORE BY THE PLACE OF RESIDENCE IN I QUARTER, 2022 YEAR, %



In the I quarter of 2022, the main purpose of majority visits (51.9 percent) was visiting friends/relatives.

TABLE №1

### DISTRIBUTION OF THE MONTHLY AVERAGE NUMBER OF VISITS MADE BY THE GEORGIAN RESIDENTS OF AGE 15 YEARS OR MORE ON THE TERRITORY OF GEORGIA BY THE MAIN PURPOSE OF THE VISIT IN I QUARTER, 2022 YEAR, THOUSAND

MAIN PURPOSE	NUMBER OF VISITS	SHARE, %
Visiting friends/relatives	716.3	51.9
Visiting other house (cottage, etc.)	182.3	13.2
Shopping	178.3	12.9
Health and Medical Care	128.8	9.3
Holiday, Leisure, Recreation	80.6	5.8
Business or Professional	48.0	3.5
Other	46.0	3.3
<b>TOTAL</b>	<b>1 380.1</b>	<b>100.0</b>

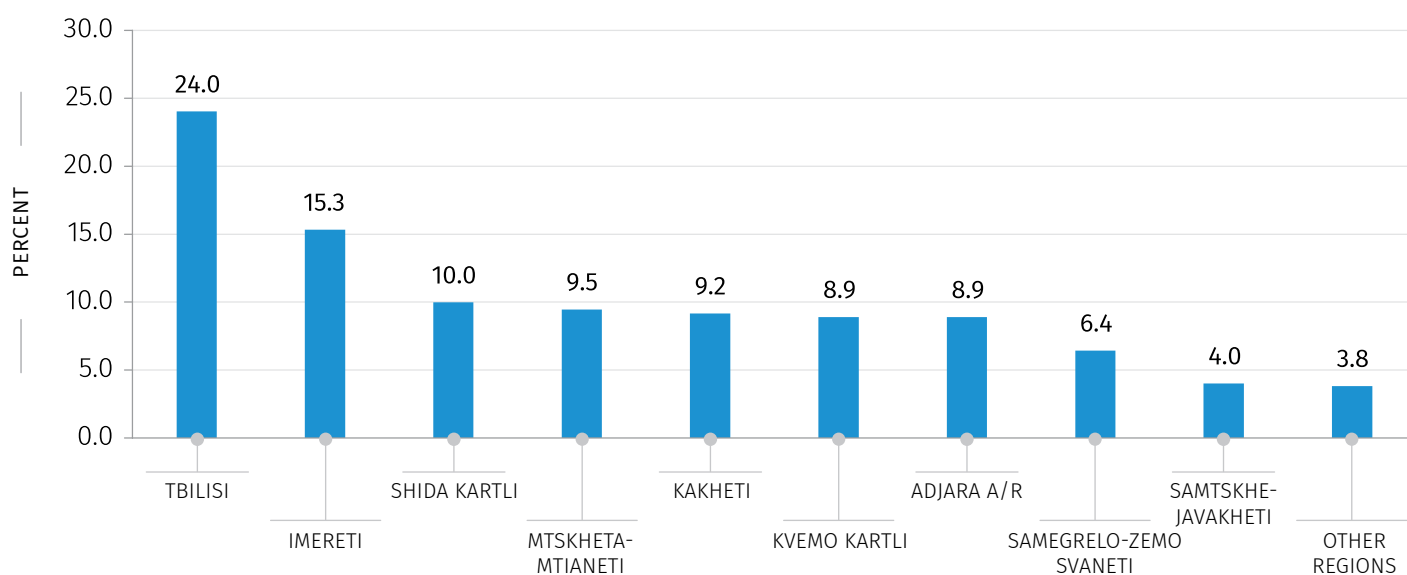
## NATIONAL STATISTICS OFFICE OF GEORGIA

14.06.2022

In the reporting period majority of the visits comes on Tbilisi (average 331.9 thousand visits per month) and Imereti region (211.7 thousand visits per month). The chart 6 shows the monthly average number of visits by the visited regions.

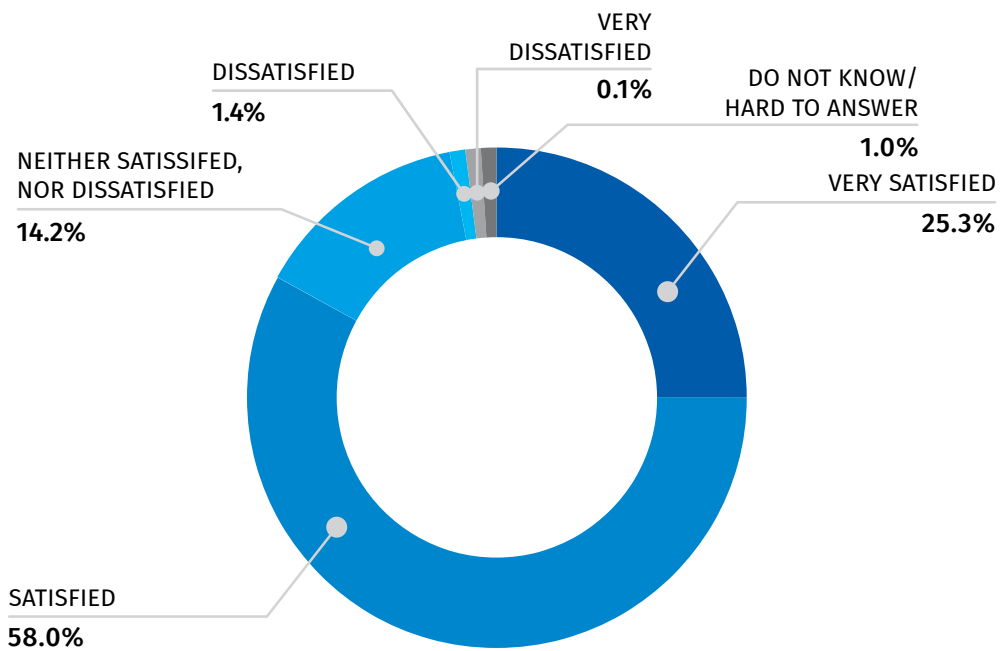
CHART №6

**DISTRIBUTION OF THE MONTHLY AVERAGE NUMBER OF VISITS MADE BY THE GEORGIAN RESIDENTS OF AGE 15 YEARS OR MORE ON THE TERRITORY OF GEORGIA BY THE VISITED REGIONS IN I QUARTER, 2022 YEAR**



The chart 7 illustrates the distribution of the number of visits carried out by Georgian residents of age 15 years or more by the level of satisfaction.

**DISTRIBUTION OF THE MONTHLY AVERAGE NUMBER OF VISITS MADE  
BY THE GEORGIAN RESIDENTS OF AGE 15 YEARS OR MORE ON THE TERRITORY OF GEORGIA  
BY THE SATISFACTION LEVEL IN I QUARTER, 2022 YEAR**



In the I quarter of 2022, the monthly average expenditure during the visits equaled to 210.0 million GEL. This indicator is 14.0 percent higher than the indicator of the relevant period of the previous year. As for the average expenditure per visit it has been increased by 2.0 percent and equaled to 152.2 GEL.

14.06.2022

TABLE №2

**DISTRIBUTION OF THE MONTHLY AVERAGE EXPENDITURE SPENT BY GEORGIAN RESIDENT VISITORS  
OF AGE 15 YEARS OR MORE DURING THE VISITS ON THE TERRITORY OF GEORGIA  
BY EXPENDITURE CATEGORIES IN I QUARTER, 2022 YEAR**

EXPENDITURE CATEGORIES	EXPENDITURE (MLN. GEL)	SHARE, %	AVERAGE EXPENDITURE PER VISIT (GEL)
Shopping	71.5	34.0	51.8
Transport	48.0	22.9	34.8
Foods and drinks	43.9	20.9	31.8
Accommodation	10.3	4.9	7.5
Holiday, leisure, recreation, cultural and sporting activities	1.4	0.7	1.0
Other expenditure	34.9	16.6	25.3
<b>TOTAL EXPENDITURE</b>	<b>210.0</b>	<b>100.0</b>	<b>152.2</b>

**Notice:** The discrepancy between the totals and the sum in some cases can be explained by using rounded data.

**CONTACT PERSONS:**

Aleksandre Arabuli, Tel.: (+995 32) 236 72 10 (200), ელ. ფოსტა: [aarabuli@geostat.ge](mailto:aarabuli@geostat.ge)

Mariam Kavelashvili, Tel.: (+995 32) 236 72 10 (020), ელ. ფოსტა: [mkavelashvili@geostat.ge](mailto:mkavelashvili@geostat.ge)