

NATIONAL STATISTICS OFFICE OF GEORGIA

**PRODUCER PRICE INDEX FOR
INDUSTRIAL PRODUCTS
IN GEORGIA
2022 MAY**



20.06.2022

PRODUCER PRICE INDEX FOR INDUSTRIAL PRODUCTS IN GEORGIA

MAY 2022

In May 2022 the Producer Price Index for Industrial Products decreased by 1.2 percent compared to the previous month, while compared to May 2021 the index growth amounted to 14.2 percent.

The prices for **products from mining and quarrying** decreased by 7.8 percent **compared to April 2022**, resulting in a -0.61 percentage point contribution to the overall monthly PPI change. Within the group a noteworthy price decrease was registered for metal ores (-9.5 percent). In the same period the prices for **manufactured products** decreased by 0.3 percent, contributing -0.25 percentage points to the monthly index change. Within the group a noteworthy price decrease was registered for metal ores (-4.0 percent). Besides, the prices decreased for **electricity, gas, steam and air conditioning** by 4.4 percent, contributing -0.35 percentage points to the monthly index change.

The **annual PPI** rate was mainly affected by price changes for the following products:

- **Products from mining and quarrying:** the prices were 9.3 percent lower, contributing -0.73 percentage points to the overall annual index change. Within the group the prices were lower for the subgroup of metal ores (-15.7 percent);
- **Manufactured products:** the prices increased by 19.6 percent, contributing 15.55 percentage points to the overall annual index growth. There was a notable increase in the prices for the following subgroups: food products (15.0 percent), chemicals and chemical products (189.7 percent) and basic metals (35.5 percent);
- **Electricity, gas, steam and air conditioning:** the annual price decrease amounted to 7.5 percent, which contributed -0.72 percentage points to the annual index change;
- **Water supply, sewerage, waste management and remediation services:** the annual price increase amounted to 5.3 percent, which contributed 0.13 percentage points to the annual index growth.

NATIONAL STATISTICS OFFICE OF GEORGIA

20.06.2022

The following table presents the Producer Price Index (compared to the previous month and the corresponding month of the previous year) and the relevant contributions of the products to the changes in the overall index:

PRODUCER PRICE INDEX FOR INDUSTRIAL PRODUCTS IN GEORGIA MAY 2022

| CODE | GROUPS | OVER APRIL 2022 | CONTRIBUTIONS* TO MONTHLY CHANGES | OVER MAY 2021 | CONTRIBUTIONS* TO MONTHLY CHANGES |
|----------|---|--------------------|---|------------------|---|
| | TOTAL | 98.8 | -1.25 | 114.2 | 14.23 |
| B | Mining and quarrying | 92.2 | -0.61 | 90.7 | -0.73 |
| 05 | Coal and lignite | 100.0 | 0.00 | 114.9 | 0.02 |
| 06 | Crude petroleum and natural gas | 99.2 | 0.00 | 134.8 | 0.05 |
| 07 | Metal ores | 90.5 | -0.60 | 84.3 | -0.93 |
| 08 | Other mining and quarrying products | 99.1 | -0.01 | 109.5 | 0.13 |
| C | Manufactured products | 99.7 | -0.25 | 119.6 | 15.55 |
| 10 | Food products | 100.6 | 0.19 | 115.0 | 3.60 |
| 11 | Beverages | 98.5 | -0.26 | 96.5 | -0.68 |
| 12 | Tobacco products | 100.0 | 0.00 | 100.0 | 0.00 |
| 13 | Textiles | 99.3 | 0.00 | 85.5 | -0.06 |
| 14 | Wearing apparel | 100.2 | 0.00 | 103.0 | 0.05 |
| 15 | Leather and related products | 99.9 | 0.00 | 106.6 | 0.01 |
| 16 | Wood and of products of wood and cork, except furniture; articles of straw and plaiting materials | 99.0 | -0.01 | 117.3 | 0.15 |
| 17 | Paper and paper products | 104.1 | 0.04 | 131.5 | 0.29 |
| 18 | Printing and recording services | 98.1 | -0.01 | 71.7 | -0.37 |
| 19 | Coke and refined petroleum products | 106.0 | 0.02 | 146.5 | 0.20 |
| 20 | Chemicals and chemical products | 100.9 | 0.03 | 289.7 | 6.25 |
| 21 | Basic pharmaceutical products and pharmaceutical preparations | 96.7 | -0.05 | 86.8 | -0.25 |
| 22 | Rubber and plastic products | 99.7 | -0.01 | 106.2 | 0.19 |
| 23 | Other non-metallic mineral products | 101.5 | 0.13 | 112.4 | 1.17 |
| 24 | Basic metals | 96.0 | -0.34 | 135.5 | 4.09 |

* Individual contributions may not sum up to the total changes in the index due to rounding.

NATIONAL STATISTICS OFFICE OF GEORGIA

20.06.2022

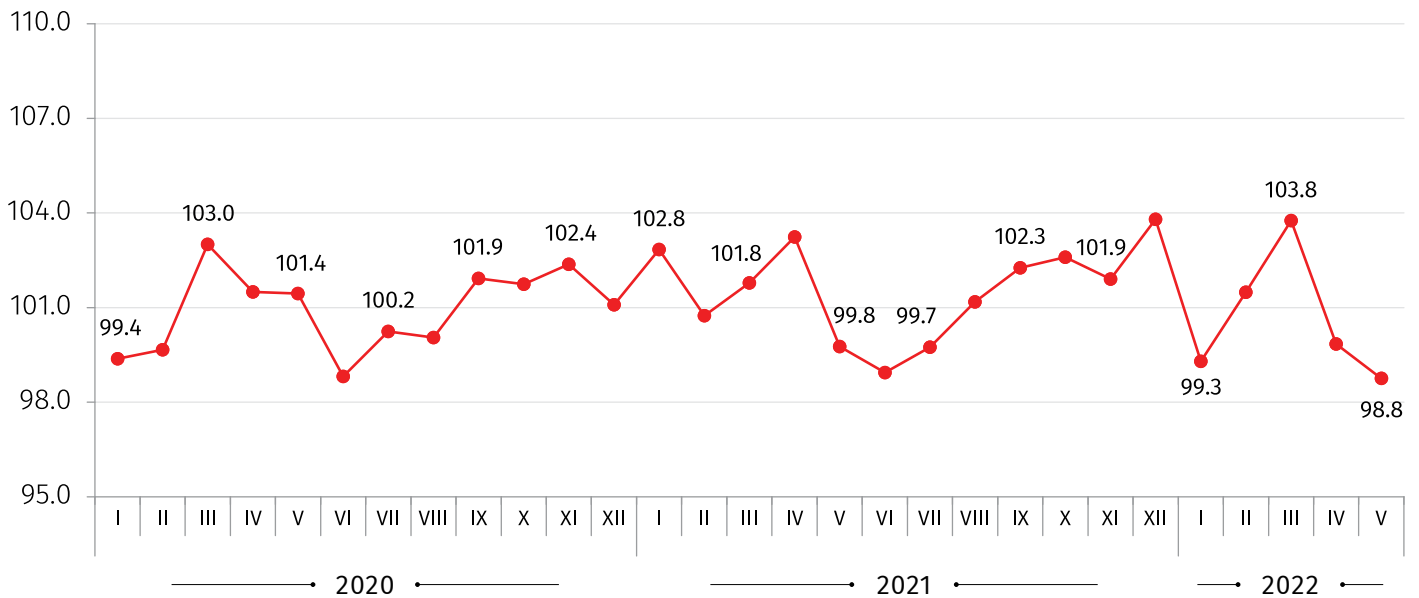
| CODE | GROUPS | OVER APRIL 2022 | CONTRIBUTIONS* TO MONTHLY CHANGES | OVER MAY 2021 | CONTRIBUTIONS* TO MONTHLY CHANGES |
|----------|--|--------------------|---|------------------|---|
| 25 | Fabricated metal products, except machinery and equipment | 100.5 | 0.01 | 118.7 | 0.46 |
| 27 | Electrical equipment | 104.3 | 0.03 | 140.1 | 0.22 |
| 28 | Machinery and equipment n.e.c. | 104.5 | 0.00 | 113.1 | 0.01 |
| 30 | Other transport equipment | 100.0 | 0.00 | 93.1 | -0.03 |
| 31 | Furniture | 100.3 | 0.00 | 112.4 | 0.17 |
| 32 | Other manufactured goods | 92.5 | -0.02 | 92.6 | -0.02 |
| 33 | Repair and installation services of machinery and equipment | 100.0 | 0.00 | 110.3 | 0.12 |
| D | Electricity, gas, steam and air conditioning | 95.6 | -0.35 | 92.5 | -0.72 |
| 35 | Electricity, gas, steam and air conditioning | 95.6 | -0.35 | 92.5 | -0.72 |
| E | Water supply, sewerage, waste management and remediation services | 98.5 | -0.03 | 105.3 | 0.13 |
| 36 | Natural water, water treatment and supply services | 100.0 | 0.00 | 101.8 | 0.03 |
| 38 | Waste collection, treatment and disposal services; materials recovery services | 95.9 | -0.03 | 112.4 | 0.10 |

* Individual contributions may not sum up to the total changes in the index due to rounding.

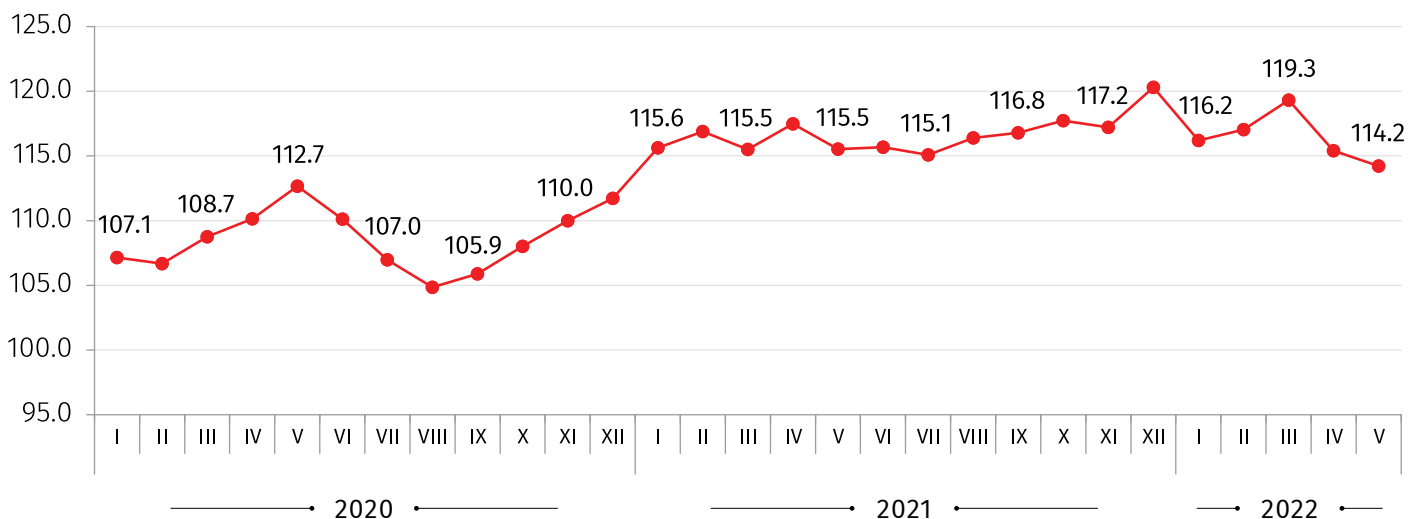
NATIONAL STATISTICS OFFICE OF GEORGIA

20.06.2022

PRODUCER PRICE INDEX FOR INDUSTRIAL PRODUCTS (PREVIOUS MONTH=100)



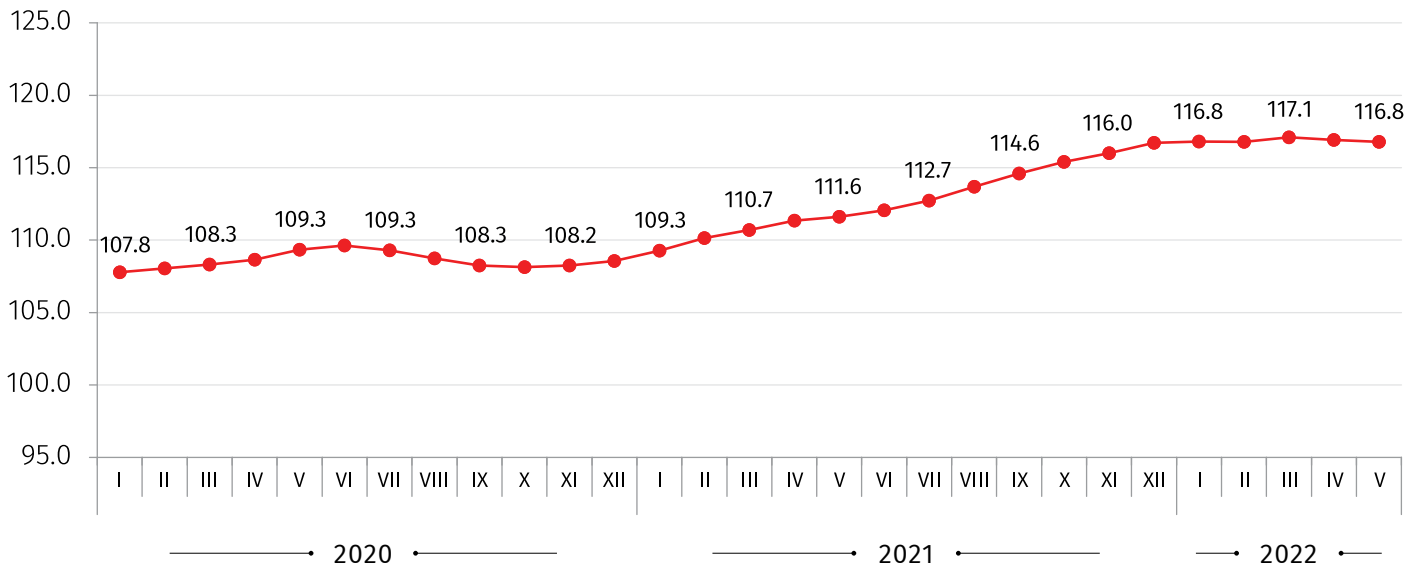
PRODUCER PRICE INDEX FOR INDUSTRIAL PRODUCTS (THE SAME MONTH OF THE PREVIOUS YEAR =100)



NATIONAL STATISTICS OFFICE OF GEORGIA

20.06.2022

PRODUCER PRICE INDEX FOR INDUSTRIAL PRODUCTS (12 MONTH AVERAGE OVER THE PREVIOUS 12 MONTH AVERAGE)



CONTACT PERSON:

Giorgi Tetrauli, Tel: (+995 32) 236 72 10 (400). E-mail: gtetrauli@geostat.ge

Mariam Kavelashvili. Tel: (+995 32) 236 72 10 (020). E-mail: mkavelashvili@geostat.ge