



NATIONAL STATISTICS OFFICE OF GEORGIA

SURVEY OF WATER SUPPLY ENTERPRISES

2021

27.06.2022 | www.geostat.ge

27.06.2022

SURVEY OF WATER SUPPLY ENTERPRISES

(2021)

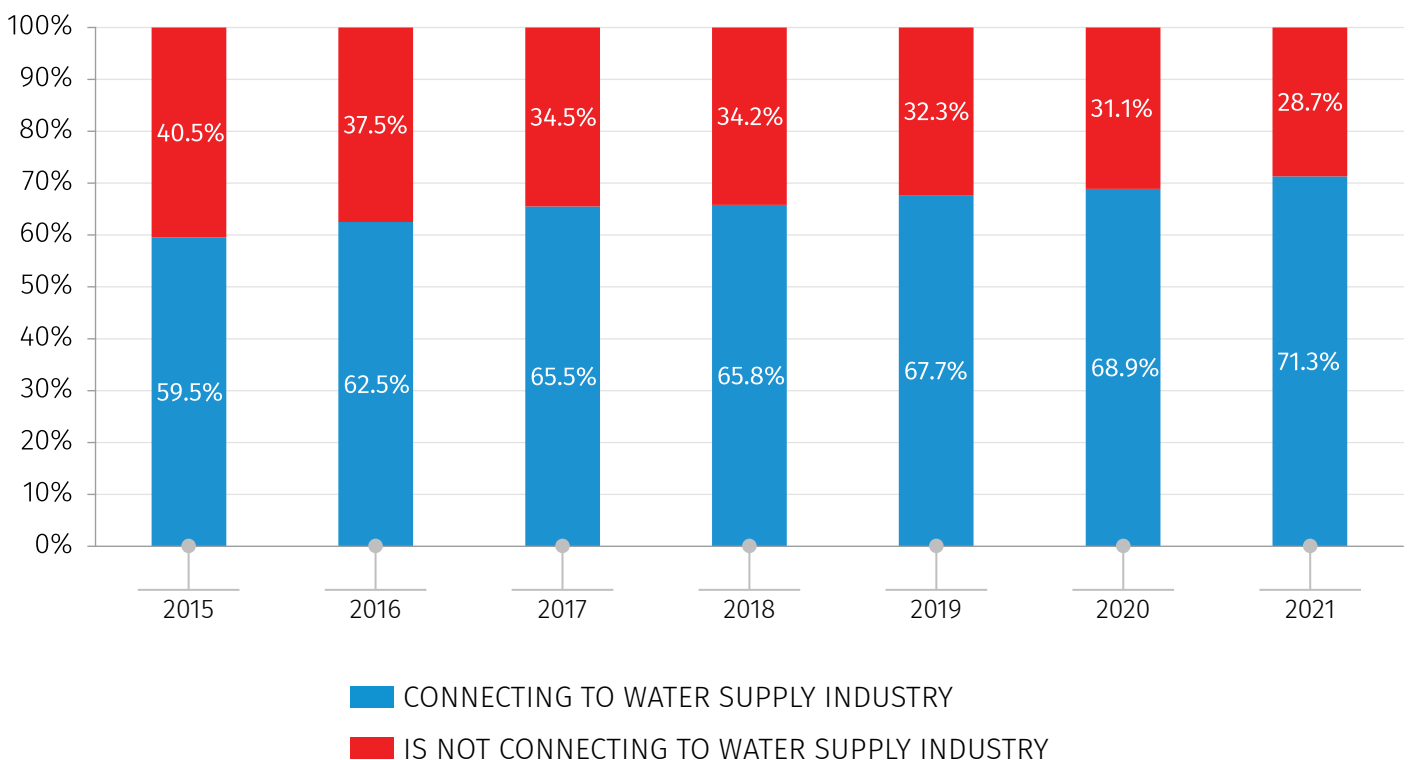
The survey results showed that in 2021, 25 enterprises were involved in water supply activities in Georgia. The volume of water provided to households amounted to 210.1 million cubic metres which is 8.3 percent lower compared to 2020. As of December 31, 2021, the number of population connected to water supply industry amounted to 2.63 million (71.3 %) which is 2.4 percent higher compared to 2020.

The chart below presents the share of population connected to water supply industry in 2015-2021 (chart №1).

CHART №1

POPULATION CONNECTING TO THE WATER SUPPLY INDUSTRY

(%)



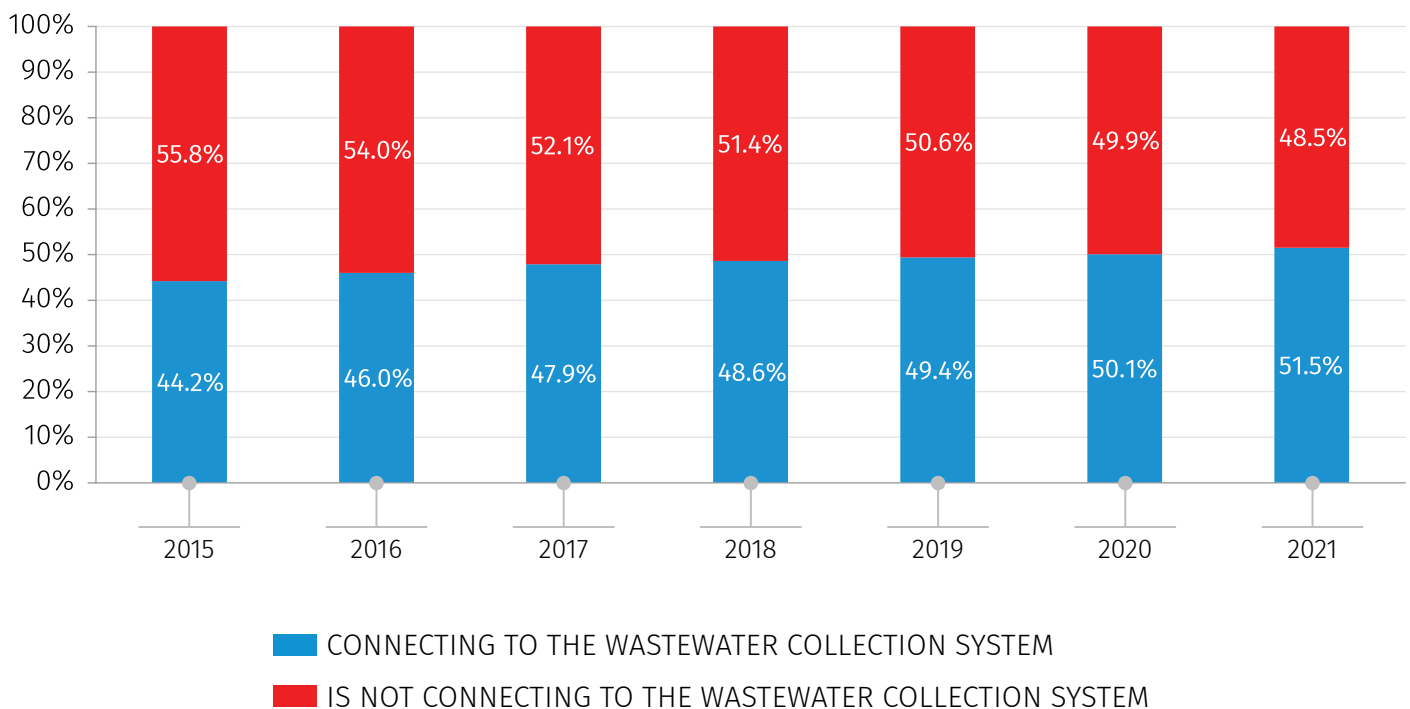
27.06.2022

In 2021, the number of population connected to a wastewater collecting system increased by 1.8 percent compared to the year prior and amounted to 1.9 million (51.5 %), while the number of population connected to wastewater treatment facilities increased by 0.3 percent compared to previous year and reached 1.36 million (37.0 % of total population).

The charts below present the share of population connected to a wastewater collecting system (chart №2) and the share of population connected to wastewater treatment facilities (chart №3) in 2015-2021.

CHART №2

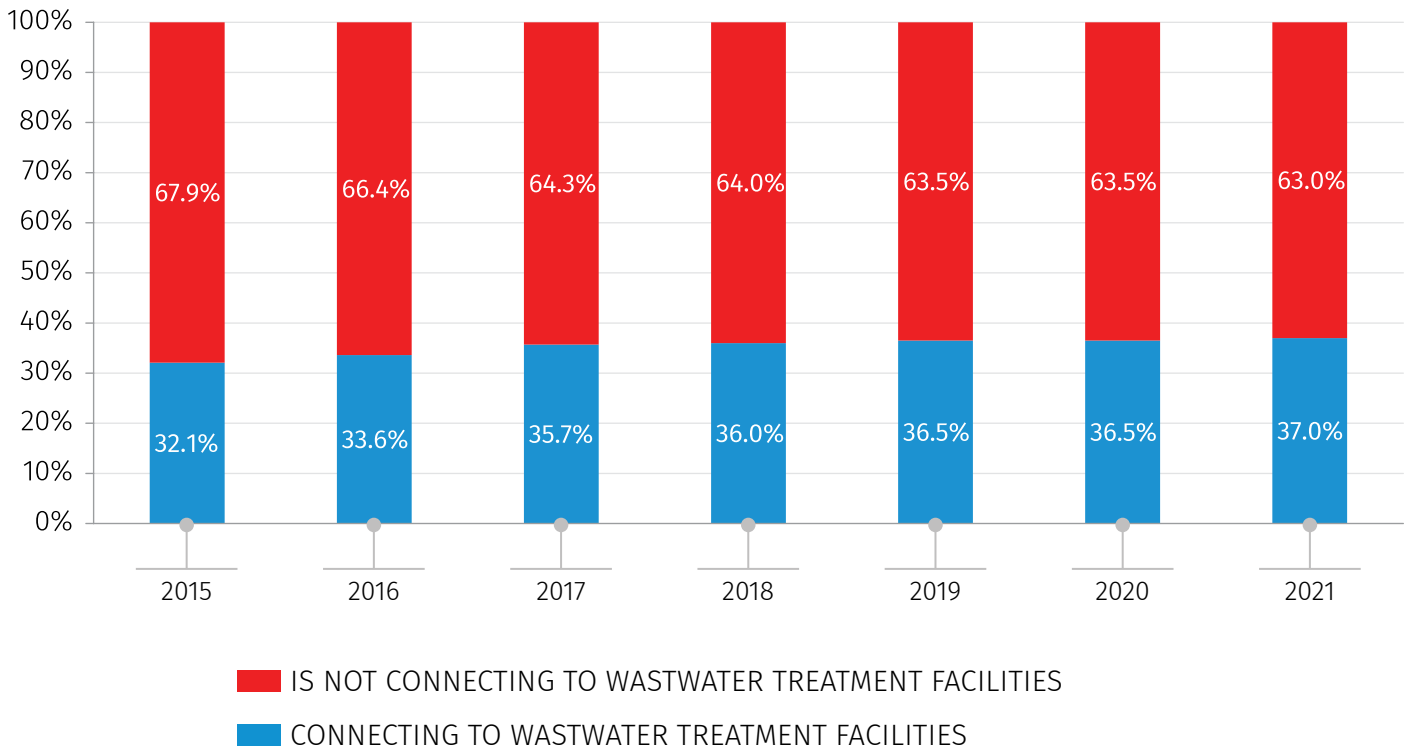
POPULATION CONNECTED TO THE WASTEWATER COLLECTION SYSTEM
(%)



27.06.2022

CHART №3

POPULATION CONNECTED TO WASTEWATER TREATMENT FACILITIES
(%)



CONTACT PERSONS:

Giorgi Sanadze, Tel: (+995 32) 2367210 (500), E-mail: gsanadze@geostat.ge

Mariam Kavelashvili, Tel: (+995 32) 2367210 (020), E-mail: mkavelashvili@geostat.ge