

## NATIONAL STATISTICS OFFICE OF GEORGIA

19.07.2022

ANNEX №1

### GEORGIAN EXTERNAL TRADE BY COUNTRIES IN JANUARY-JUNE 2022\* (THSD. US DOLLARS)

	EXPORTS (FOB)	IMPORTS (CIF)	BALANCE
<b>EXTERNAL TRADE – TOTAL</b>	<b>2 558 748.2</b>	<b>5 918 615.2</b>	<b>-3 359 867.0</b>
Of which:			
<b>EU COUNTRIES</b>	<b>432 880.0</b>	<b>1 316 678.9</b>	<b>-883 798.9</b>
Austria	1 003.8	32 504.0	-31 500.2
Belgium	16 875.4	57 240.7	-40 365.3
Bulgaria	225 977.0	113 873.7	112 103.2
Croatia	93.2	4 633.8	-4 540.6
Cyprus	1 446.5	2 985.0	-1 538.4
Czech Republic	7 153.5	61 533.3	-54 379.8
Denmark	1 580.5	12 146.7	-10 566.2
Estonia	2 542.2	4 169.2	-1 627.0
Finland	501.6	10 853.3	-10 351.7
France	19 680.0	94 016.2	-74 336.2
Germany	30 657.3	267 991.5	-237 334.2
Greece	3 080.6	24 118.6	-21 038.0
Hungary	2 110.1	25 605.4	-23 495.4
Ireland	2 221.2	8 022.8	-5 801.6
Italy	28 895.3	122 385.1	-93 489.7
Latvia	5 125.2	16 684.8	-11 559.7
Lithuania (Lietuva)	19 049.2	19 696.9	-647.7
Luxembourg	11.3	4 239.5	-4 228.2
Malta	9.1	7 931.7	-7 922.6
Netherlands	12 341.9	87 146.1	-74 804.3
Poland	22 287.8	86 474.5	-64 186.7
Portugal	463.9	6 572.4	-6 108.5
Romania	19 919.3	137 526.2	-117 606.9
Slovakia	707.0	7 010.8	-6 303.8
Slovenia	96.1	12 695.5	-12 599.3
Spain	8 218.6	72 568.0	-64 349.4
Sweden	832.6	16 053.3	-15 220.8
<b>CIS COUNTRIES</b>	<b>1 017 628.6</b>	<b>1 637 179.3</b>	<b>-619 550.7</b>
Armenia	198 312.3	279 693.9	-81 381.6
Azerbaijan	287 020.8	345 170.9	-58 150.1
Belarus	24 085.9	35 848.0	-11 762.1
Kazakhstan	79 208.4	16 289.9	62 918.5
Kyrgyzstan	19 039.6	1 455.1	17 584.5

## NATIONAL STATISTICS OFFICE OF GEORGIA

19.07.2022

	EXPORTS (FOB)	IMPORTS (CIF)	BALANCE
Moldova	6 461.7	3 837.1	2 624.6
Russia	256 482.7	705 732.4	-449 249.7
Tajikistan	5 925.7	170.7	5 755.1
Turkmenistan	10 332.9	102 221.2	-91 888.3
Ukraine	86 902.9	125 673.5	-38 770.6
Uzbekistan	43 855.6	21 086.6	22 769.1
<b>OTHER COUNTRIES</b>	<b>1 108 239.6</b>	<b>2 964 757.0</b>	<b>-1 856 517.4</b>
Afghanistan	4.3	9.1	-4.8
Albania	124.3	4 706.8	-4 582.5
Algeria	3.0	46.0	-43.0
Argentina	626.4	9 299.2	-8 672.9
Australia	772.9	463.2	309.7
Bahamas	-	6.9	-6.9
Bahrain	104.8	16.1	88.7
Bangladesh	-	1 888.6	-1 888.6
Belize	-	995.5	-995.5
Bhutan	89.5	-	89.5
Bolivia	-	19.2	-19.2
Bosnia and Herzegovina	13.3	283.3	-270.1
Brazil	274.5	84 175.7	-83 901.2
Burkina Faso	286.4	-	286.4
Burundi	979.4	-	979.4
Cambodia	-	7.5	-7.5
Canada	3 028.6	11 064.8	-8 036.2
Chile	0.2	61 921.9	-61 921.7
China	400 012.2	522 493.3	-122 481.1
Colombia	-	369.4	-369.4
Costa Rica	0.1	613.5	-613.4
Dominica	-	6.1	-6.1
Dominican Republic	-	12.4	-12.4
Ecuador	34.6	14 029.8	-13 995.2
Egypt	2 238.1	9 781.1	-7 543.1
Ethiopia	34.7	-	34.7
Faroe Islands	-	351.4	-351.4
Franch Southern Territories	-	1.9	-1.9
Gabon	-	19 403.9	-19 403.9
Gambia	-	3.0	-3.0
Ghana	8 632.0	17.7	8 614.3
Honduras	210.2	-	210.2
Hong Kong SAR of China	2 400.9	94 187.4	-91 786.6

## NATIONAL STATISTICS OFFICE OF GEORGIA

19.07.2022

	EXPORTS (FOB)	IMPORTS (CIF)	BALANCE
Iceland	14.7	2 339.4	-2 324.6
India	23 068.6	46 551.2	-23 482.6
Indonesia	3.4	63 901.7	-63 898.4
Iran	13 355.3	99 982.7	-86 627.4
Iraq	11 936.3	2 600.5	9 335.8
Israel	9 697.7	7 958.5	1 739.2
Japan	8 548.7	107 673.6	-99 124.9
Jordan	4 807.4	330.3	4 477.1
Kenya	311.8	155.7	156.1
Korea Republic of	5 741.7	41 908.8	-36 167.1
Kuwait	672.2	15.0	657.2
Lebanon	186.2	441.5	-255.3
Libya	1 616.5	-	1 616.5
Liechtenstein	-	117.2	-117.2
Malawi	-	432.7	-432.7
Malaysia	563.5	8 110.2	-7 546.8
Maldives	-	9.2	-9.2
Mali	2 163.5	-	2 163.5
Mauritania	746.2	-	746.2
Mauritius	-	19.4	-19.4
Mexico	2 884.1	6 745.1	-3 861.0
Monaco	-	17.7	-17.7
Mongolia	1 301.7	-	1 301.7
Montenegro	115.8	18 661.8	-18 546.0
Morocco	428.0	157.8	270.2
Mozambique	4 531.9	226.3	4 305.5
Myanmar	-	36.3	-36.3
Nepal	223.2	11.3	211.9
New Zealand	-	1 133.0	-1 133.0
Niger	0.2	3.5	-3.3
Nigeria	3 757.8	181.8	3 576.0
North Macedonia	132.9	1 571.4	-1 438.5
Norway	1 083.1	6 127.4	-5 044.3
Oman	164.9	576.4	-411.5
Pakistan	61.8	4 476.7	-4 414.9
Panama	893.4	-	893.4
Paraguay	-	2 776.8	-2 776.8
Peru	86 798.4	44.8	86 753.6
Philippines	353.7	489.7	-136.0
Qatar	928.7	1 476.0	-547.2





## NATIONAL STATISTICS OFFICE OF GEORGIA

19.07.2022

	EXPORTS (FOB)	IMPORTS (CIF)	BALANCE
Reunion	-	18.9	-18.9
San Marino	-	220.8	-220.8
Saudi Arabia	13 584.1	2 016.9	11 567.3
Senegal	1 370.0	-	1 370.0
Serbia	1 647.4	24 090.4	-22 443.0
Seychelles	124.6	599.6	-475.1
Singapore	5 067.9	19 800.5	-14 732.6
Sint Maarten (Dutch part)	223.4	-	223.4
Somalia	73.8	-	73.8
South Africa	206.8	2 582.0	-2 375.2
Sri Lanka	1.2	1 056.3	-1 055.1
State of Palestine	24.6	-	24.6
Sudan	49.2	6.5	42.7
Switzerland	49 759.9	50 548.0	-788.0
Syrian	130.8	207.3	-76.5
Taiwan Province of China	1 825.6	7 187.0	-5 361.4
Tanzania	3 863.2	431.4	3 431.8
Thailand	211.7	10 340.9	-10 129.2
Tunisia	1 003.7	220.8	782.9
Turkey	254 066.7	1 039 916.9	-785 850.2
Uganda	596.5	211.0	385.5
United Arab Emirates	12 832.5	96 866.7	-84 034.3
United Kingdom	6 770.9	46 781.3	-40 010.4
United States	146 079.7	380 418.2	-234 338.5
Uruguay	-	2 892.0	-2 892.0
Venezuela	767.7	-	767.7
Viet Nam	959.2	14 099.9	-13 140.7
Virgin Islands British	-	806.8	-806.8
Zambia	-	0.3	-0.3
Zimbabwe	35.0	0.3	34.7

\*Preliminary data.

19.07.2022

- Sources:**
-  LEPL Revenue Service of Ministry of Finance of Georgia;
  -  Georgian State Electrosystem JSC;
  -  Electrosystem Commercial Operator JSC;
  -  Georgian Gas Transportation Company LTD.

**Explanation of symbols:**

- Not applicable;
- 0.0 Negligible magnitude;
- \* Data are preliminary and subject to revisions;
- ... Data are confidential

**Notice:**

1. The discrepancy between the totals and the sum in some cases can be explained by using rounded data;
2. Information does not cover the data of Simplified Customs Declarations (Form #4);
3. Information does not cover non-organized trade also occupied territories of Abkhazian Autonomous Republic and Tskhinvali region;
4. According to the international methodology there are some differences in coverage of trade flows between external merchandise trade statistics and customs statistics. Diplomatic temporary transit and analogous goods are excluded from the database of external merchandise trade statistics.

**THE PRELIMINARY DATA WILL BE REVISED ACCORDING TO THE GEOSTAT'S REVISION POLICY  
(BASED ON THE REGULAR REVISION PRINCIPLE) AS A RESULT OF ADJUSTING  
DATA BY RESPONDENTS/ADMINISTRATIVE SOURCES.**

**CONTACT PERSONS:**

Maka Kalandarishvili Tel.: (+995 32) 236 72 10 (300)

E-mail: [mkalandarishvili@geostat.ge](mailto:mkalandarishvili@geostat.ge)

Mariam Kavelashvili Tel.: (+995 32) 236 72 10 (020)

E-mail: [mkavelashvili@geostat.ge](mailto:mkavelashvili@geostat.ge)