

NATIONAL STATISTICS OFFICE OF GEORGIA

PRODUCER PRICE INDEX FOR INDUSTRIAL PRODUCTS IN GEORGIA

2022 JUNE



20.07.2022

PRODUCER PRICE INDEX FOR INDUSTRIAL PRODUCTS IN GEORGIA

JUNE 2022

In June 2022 the Producer Price Index for Industrial Products decreased by 0.05 percent compared to the previous month, while compared to June 2021 the index growth amounted to 15.4 percent.

The prices for **products from mining and quarrying** decreased by 2.0 percent compared to May 2022, resulting in a -0.15 percentage point contribution to the overall monthly PPI change. Within the group a noteworthy price decrease was registered for metal ores (-2.8 percent). In the same period the prices for **manufactured products** increased by 0.2 percent, contributing 0.19 percentage points to the monthly index change. Within the group a noteworthy price increase was registered for food products (1.4 percent). Besides, the prices decreased for **electricity, gas, steam and air conditioning** by 0.4 percent, contributing -0.03 percentage points to the monthly index change.

The **annual PPI** rate was mainly affected by price changes for the following products:

- **Products from mining and quarrying:** the prices were 6.5 percent lower, contributing -0.57 percentage points to the overall annual index change. Within the group the prices were lower for the subgroup of metal ores (-11.6 percent);

- **Manufactured products:** the prices increased by 20.8 percent, contributing 16.56 percentage points to the overall annual index growth. There was a notable increase in the prices for the following subgroups: food products (17.1 percent), chemicals and chemical products (157.8 percent) and basic metals (29.8 percent);

- **Electricity, gas, steam and air conditioning:** the annual price decrease amounted to 7.0 percent, which contributed -0.66 percentage points to the annual index change;

- **Water supply, sewerage, waste management and remediation services:** the annual price increase amounted to 2.5 percent, which contributed 0.06 percentage points to the annual index growth.

NATIONAL STATISTICS OFFICE OF GEORGIA

20.07.2022

The following table presents the Producer Price Index (compared to the previous month and the corresponding month of the previous year) and the relevant contributions of the products to the changes in the overall index:

PRODUCER PRICE INDEX FOR INDUSTRIAL PRODUCTS IN GEORGIA JUNE 2022

CODE	GROUPS	OVER MAY 2022	CONTRIBUTIONS* TO MONTHLY CHANGES	OVER JUNE 2021	CONTRIBUTIONS* TO MONTHLY CHANGES
	TOTAL	100.0	-0.05	115.4	15.39
B	Mining and quarrying	98.0	-0.15	93.5	-0.57
05	Coal and lignite	100.0	0.00	114.9	0.02
06	Crude petroleum and natural gas	100.0	0.00	134.8	0.05
07	Metal ores	97.2	-0.16	88.4	-0.79
08	Other mining and quarrying products	101.2	0.01	110.7	0.15
C	Manufactured products	100.2	0.19	120.8	16.56
10	Food products	101.4	0.42	117.1	4.20
11	Beverages	99.1	-0.16	99.8	-0.08
12	Tobacco products	100.0	0.00	100.0	0.00
13	Textiles	114.6	0.04	99.4	-0.01
14	Wearing apparel	111.9	0.21	116.0	0.30
15	Leather and related products	101.4	0.00	108.1	0.01
16	Wood and of products of wood and cork, except furniture; articles of straw and plaiting materials	100.0	0.00	119.7	0.17
17	Paper and paper products	99.9	0.00	135.1	0.32
18	Printing and recording services	97.2	-0.02	65.2	-0.50
19	Coke and refined petroleum products	99.5	0.00	144.3	0.19
20	Chemicals and chemical products	98.2	-0.06	257.8	5.88
21	Basic pharmaceutical products and pharmaceutical preparations	109.2	0.14	107.0	0.11
22	Rubber and plastic products	100.1	0.00	106.1	0.19
23	Other non-metallic mineral products	101.8	0.17	114.3	1.36
24	Basic metals	94.3	-0.48	129.8	3.78

* Individual contributions may not sum up to the total changes in the index due to rounding.

NATIONAL STATISTICS OFFICE OF GEORGIA

20.07.2022

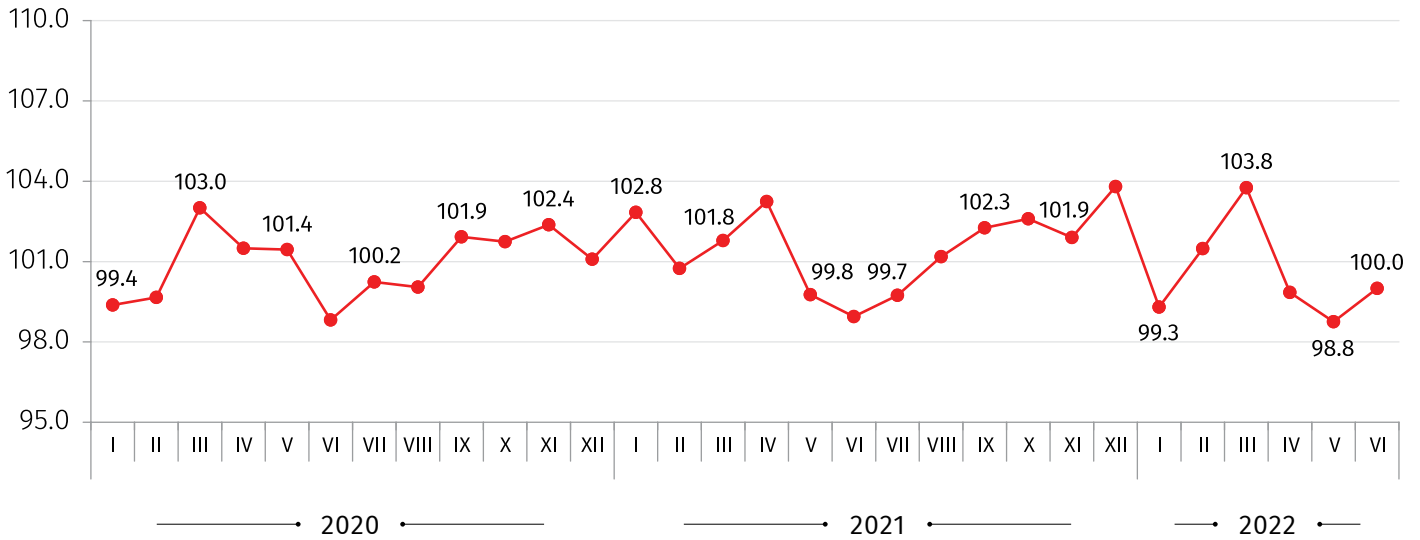
CODE	GROUPS	OVER MAY 2022	CONTRIBUTIONS* TO MONTHLY CHANGES	OVER JUNE 2021	CONTRIBUTIONS* TO MONTHLY CHANGES
25	Fabricated metal products, except machinery and equipment	98.5	-0.04	113.4	0.34
27	Electrical equipment	105.8	0.04	141.7	0.23
28	Machinery and equipment n.e.c.	89.0	-0.01	108.5	0.01
30	Other transport equipment	100.0	0.00	88.3	-0.05
31	Furniture	100.2	0.00	111.1	0.15
32	Other manufactured goods	97.9	-0.01	90.6	-0.03
33	Repair and installation services of machinery and equipment	90.9	-0.06	92.7	-0.03
D	Electricity, gas, steam and air conditioning	99.6	-0.03	93.0	-0.66
35	Electricity, gas, steam and air conditioning	99.6	-0.03	93.0	-0.66
E	Water supply, sewerage, waste management and remediation services	97.3	-0.06	102.5	0.06
36	Natural water, water treatment and supply services	100.0	0.00	101.8	0.03
38	Waste collection, treatment and disposal services; materials recovery services	92.4	-0.06	103.8	0.03

* Individual contributions may not sum up to the total changes in the index due to rounding.

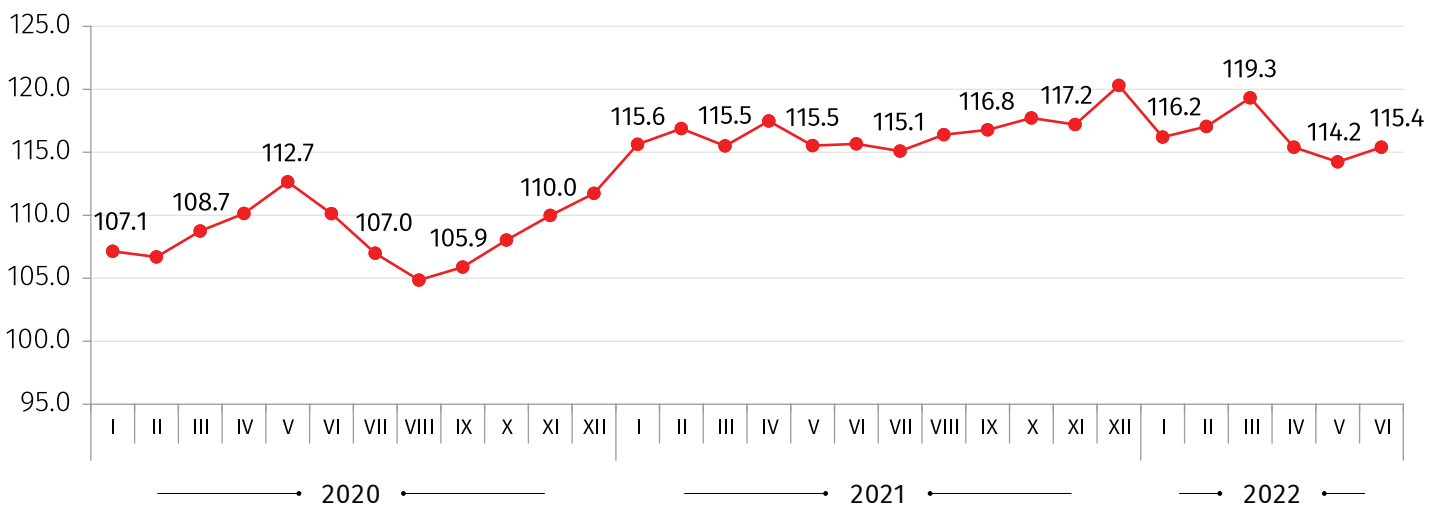
NATIONAL STATISTICS OFFICE OF GEORGIA

20.07.2022

PRODUCER PRICE INDEX FOR INDUSTRIAL PRODUCTS (PREVIOUS MONTH=100)

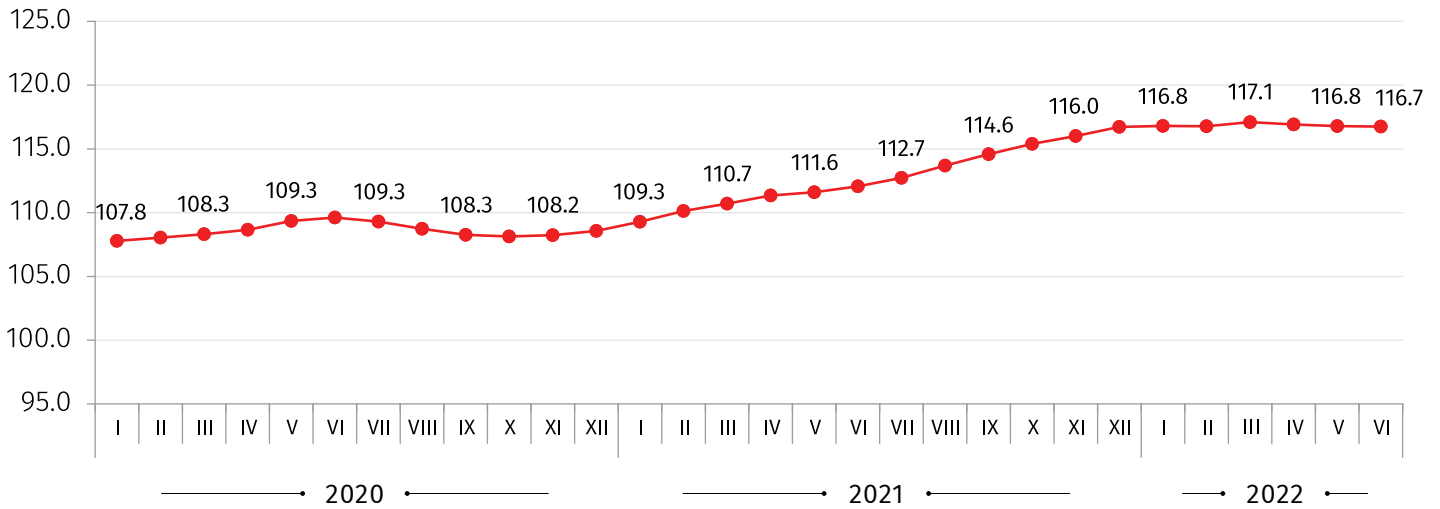


PRODUCER PRICE INDEX FOR INDUSTRIAL PRODUCTS (THE SAME MONTH OF THE PREVIOUS YEAR =100)



20.07.2022

PRODUCER PRICE INDEX FOR INDUSTRIAL PRODUCTS
(12 MONTH AVERAGE OVER THE PREVIOUS 12 MONTH AVERAGE)



CONTACT PERSON:

Giorgi Tetrauli, Tel: (+995 32) 236 72 10 (400). E-mail: gtetrauli@geostat.ge

Mariam Kavelashvili. Tel: (+995 32) 236 72 10 (020). E-mail: mkavelashvili@geostat.ge