



NATIONAL STATISTICS OFFICE OF GEORGIA

AGRICULTURE OF GEORGIA

2022

II QUARTER

**(PRELIMINARY DATA ON
ANIMAL HUSBANDRY)**



NATIONAL STATISTICS OFFICE OF GEORGIA

16.08.2022

AGRICULTURE OF GEORGIA

II QUARTER, 2022

(PRELIMINARY DATA ON ANIMAL HUSBANDRY)

According to the preliminary data, at the end of the II quarter of 2022 the number of bovine animals decreased by 1.8 percent compared to the II quarter of 2021 and reached 1.0 million heads. Of which, the total number of dairy cows and buffaloes equaled 470.9 thousand heads, which is 2.0 percent more than the same indicator of the previous year.

The total number of sheep and goats decreased by 23.0 percent and year-on-year amounted to 954.6 thousand heads.

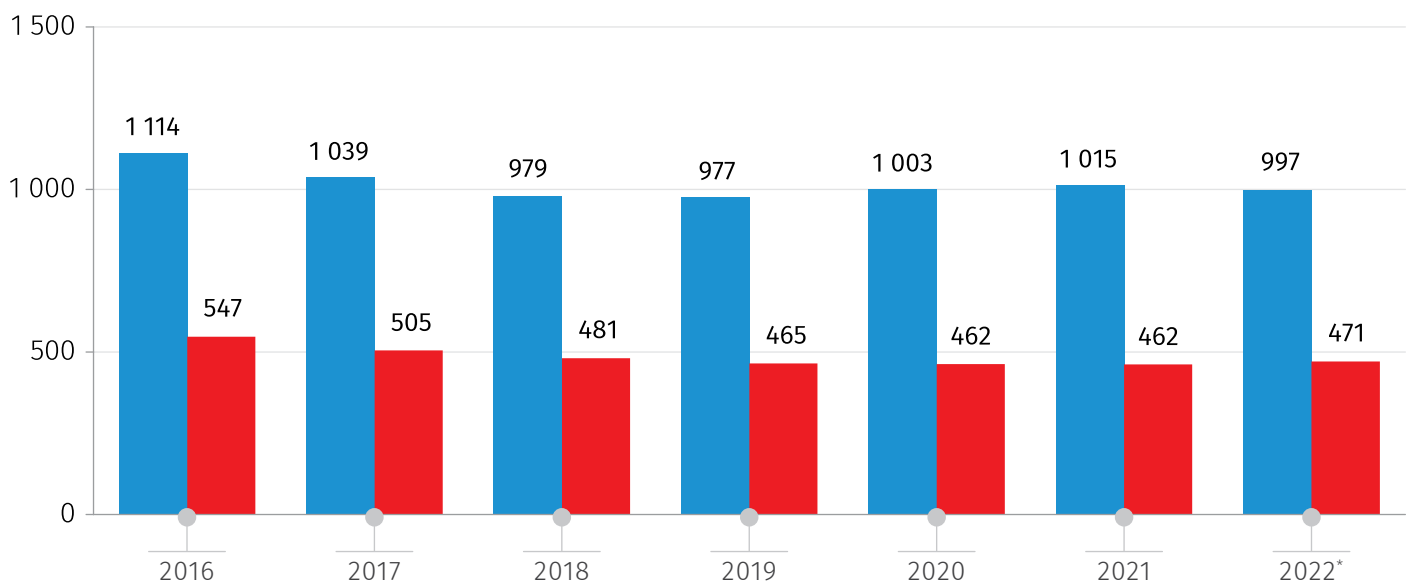
The number of pigs equaled to 194.8 thousand heads which is 5.9 percent less than at the same period of the previous year.

The number of poultry decreased by 8.2 percent compared to the same period of the previous year and equaled 11.1 million heads.

The charts below present the number of bovine animals, sheep and goats, pigs and poultry by the end of the II quarter of 2016-2022.

NUMBER OF BOVINE ANIMALS BY THE END OF THE SECOND QUARTER OF 2016-2022

(THS. HEADS)



* Preliminary data

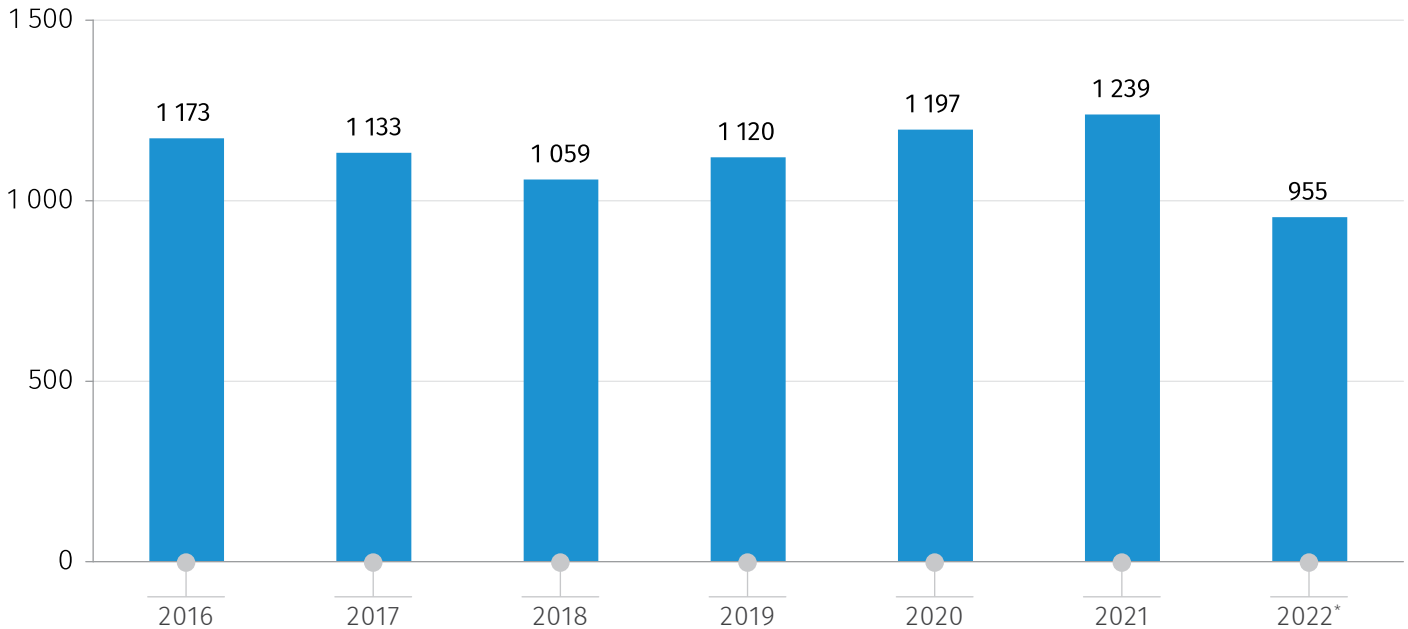
BOVINE ANIMALS

OF WICH DAIRY COWS AND BUFFALOES

NATIONAL STATISTICS OFFICE OF GEORGIA

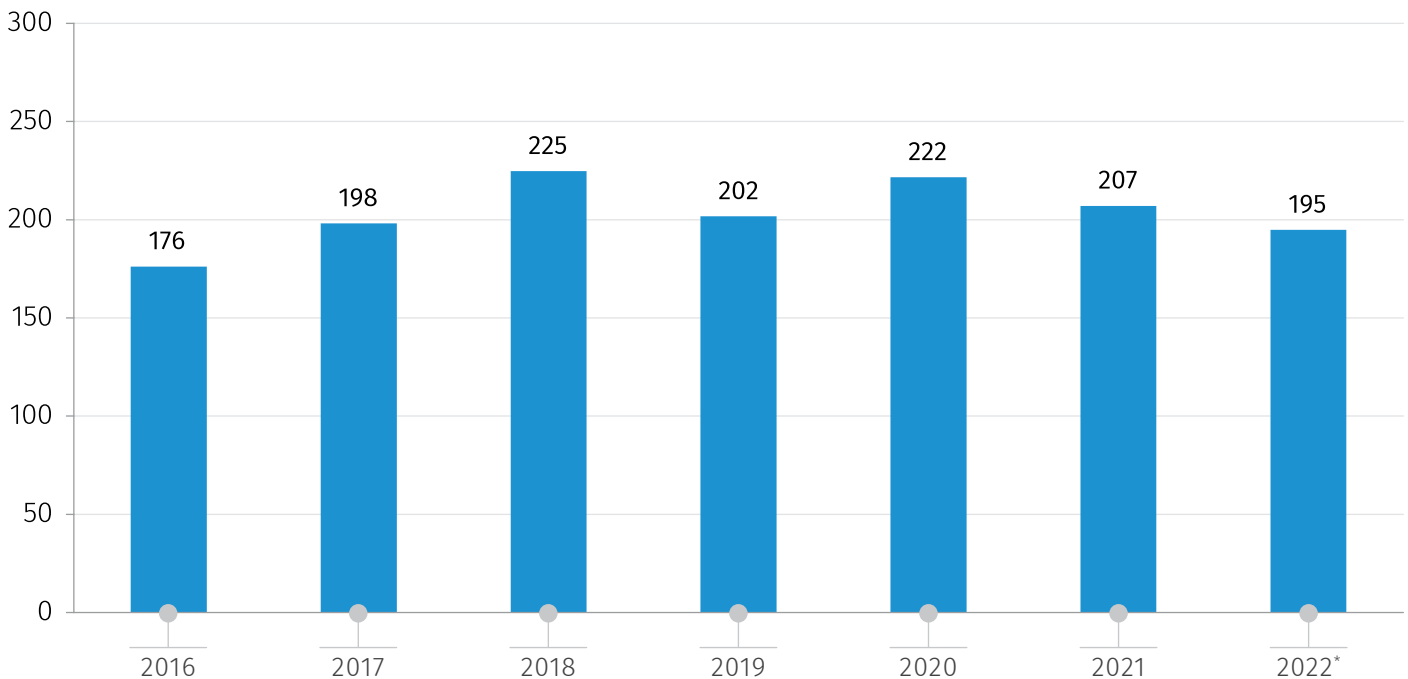
16.08.2022

NUMBER OF SHEEP AND GOATS BY THE END OF THE SECOND QUARTER OF 2016-2022 (THS. HEADS)



* Preliminary data

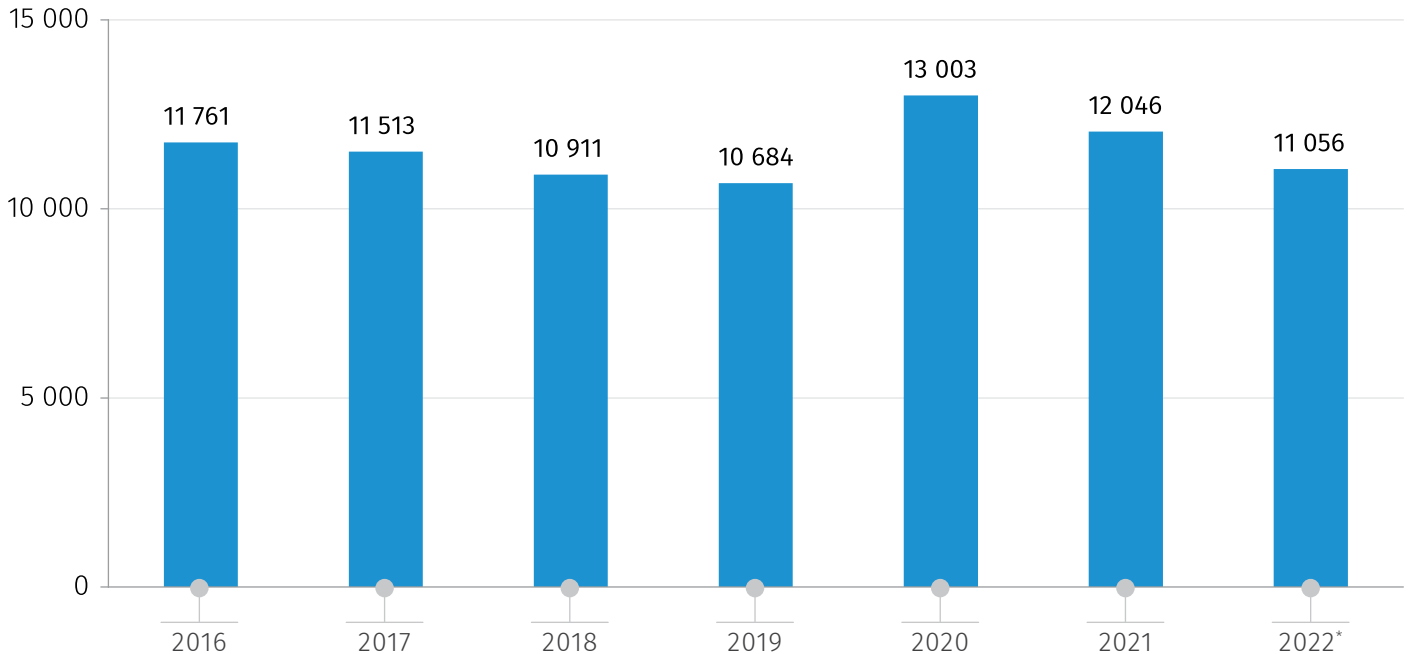
NUMBER OF PIGS BY THE END OF THE SECOND QUARTER OF 2016-2022 (THS. HEADS)



* Preliminary data

16.08.2022

NUMBER OF POULTRY BY THE END OF THE SECOND QUARTER OF 2016-2022
(THS. HEADS)



* Preliminary data

According to the preliminary data, in the II quarter of 2022 milk production increased by 1.0 percent compared to the same period of the previous year and amounted to 200.0 million litres.

Meat production decreased by 0.6 percent from the same period of the previous year and equaled 17.7 thousand tons.

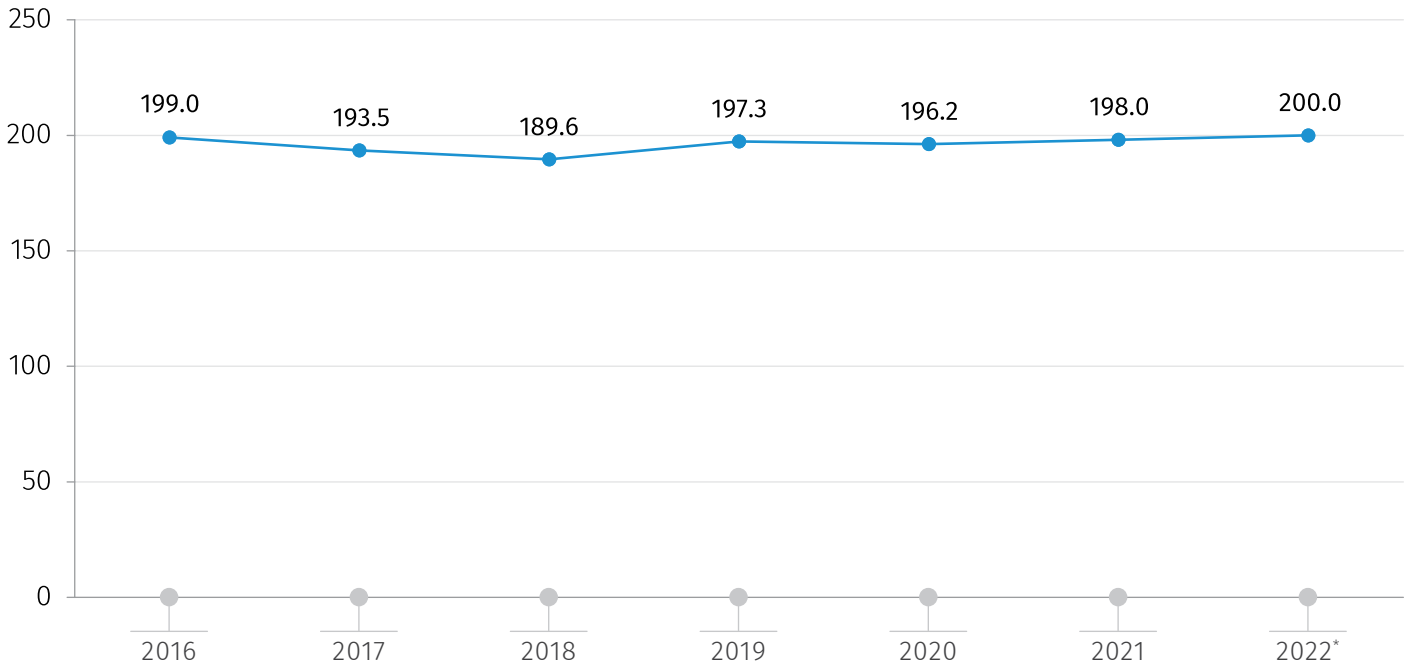
In the II quarter of 2022 egg production amounted to 167.7 million pieces which is 2.3 percent less than in the same period of the previous year.

The diagrams below present the volume of livestock products produced in the II quarter of 2016-2022.

NATIONAL STATISTICS OFFICE OF GEORGIA

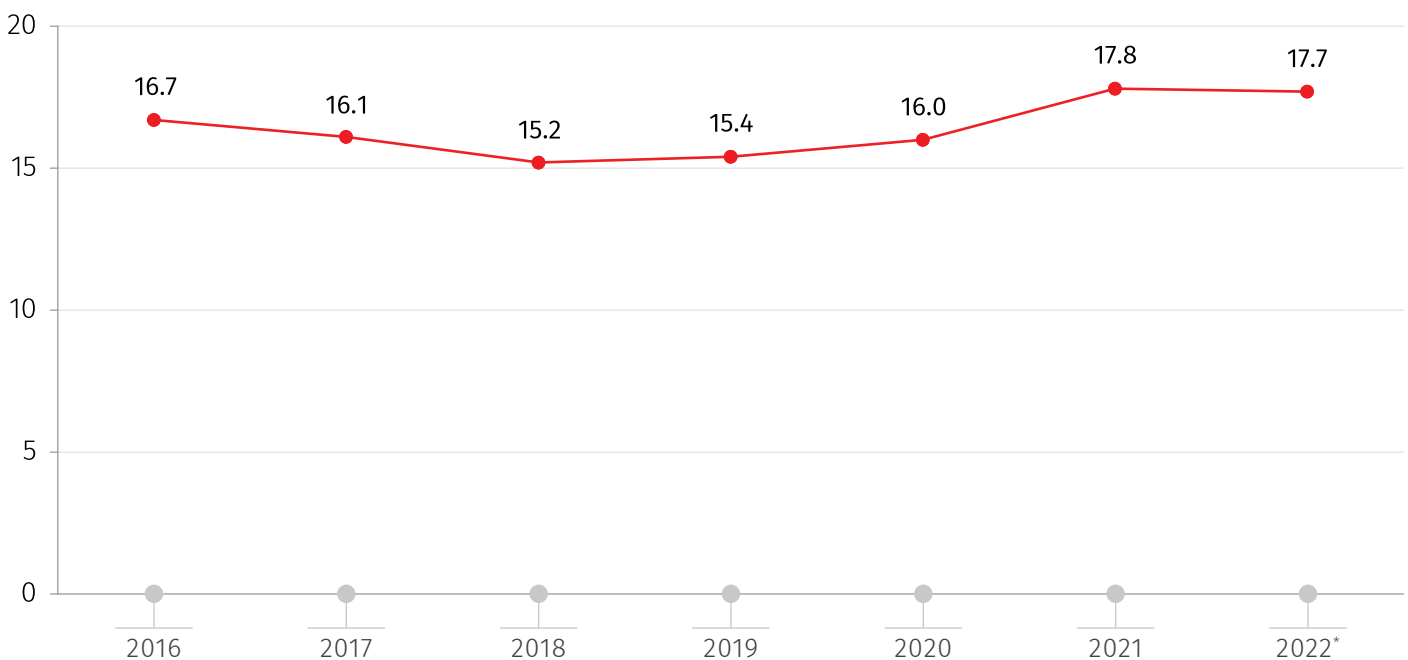
16.08.2022

MILK PRODUCTION IN THE SECOND QUARTER OF 2016-2022 (MILL. LITRES)



* Preliminary data

MEAT PRODUCTION IN THE SECOND QUARTER OF 2016-2022 (THS. TONS)

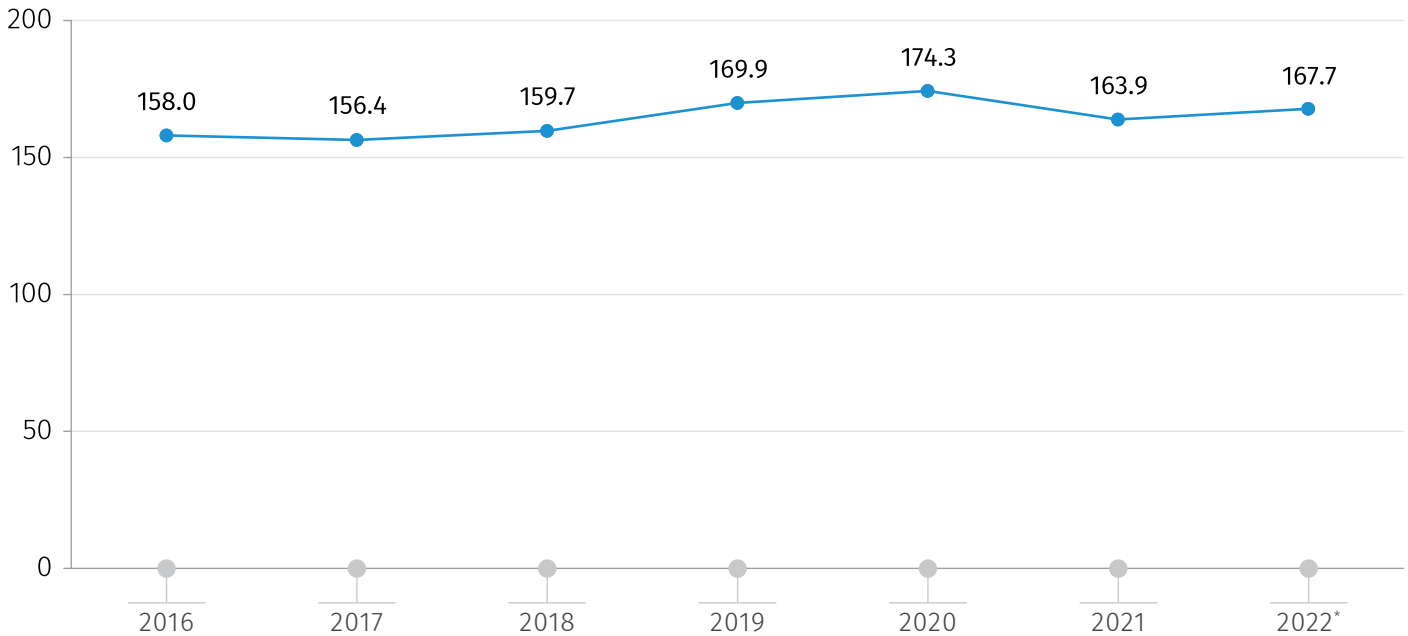


* Preliminary data

NATIONAL STATISTICS OFFICE OF GEORGIA

16.08.2022

EGG PRODUCTION IN THE SECOND QUARTER OF 2016-2022 (MILL. PIECES)



* Preliminary data

The following tables include data of 2021-2022 on the number of livestock and poultry, their export and import data, as well as production of livestock products in quarterly terms.

NUMBER OF LIVESTOCK AND POULTRY BY THE END OF THE QUARTER IN 2021-2022 (THS. HEADS)

	2021				2022*	
	I Q	II Q	III Q	IV Q	I Q	II Q
Bovine Animals	1 015.1	1 015.1	964.2	928.6	1 014.6	997.0
Of which dairy cows and buffaloes	457.3	461.6	456.3	451.7	468.5	470.9
Pigs	179.0	207.1	240.8	152.9	170.2	194.8
Sheep and Goats	1 298.2	1 239.1	998.6	956.8	987.0	954.6
Poultry	9 697.3	12 046.0	10 614.8	9 253.6	10 292.0	11 055.8

* Preliminary data

NATIONAL STATISTICS OFFICE OF GEORGIA

16.08.2022

EXPORT OF LIVESTOCK AND POULTRY IN 2021-2022 (THS. HEADS)

	2021				2022*	
	I Q	II Q	III Q	IV Q	I Q	II Q
Bovine Animals	16.1	11.1	20.7	33.4	18.4	25.6
Pigs	-	-	1.2	0.8	0.4	0.3
Sheep and Goats	26.3	52.4	145.4	28.6	27.3	27.3
Poultry	699.0	1 733.3	1 779.9	1 530.0	1 930.7	3 358.9

* Preliminary data

IMPORT OF LIVESTOCK AND POULTRY IN 2021-2022 (THS. HEADS)

	2021				2022*	
	I Q	II Q	III Q	IV Q	I Q	II Q
Bovine Animals	0.2	0.4	0.8	1.0	0.3	1.1
Pigs	10.2	11.6	17.6	20.9	18.8	23.3
Sheep and Goats	-	-	8.4	0.2	0.5	6.2
Poultry	1 287.5	1 996.0	1 954.1	2 366.9	1 733.8	1 219.8

* Preliminary data

PRODUCTION OF LIVESTOCK PRODUCTS IN 2021-2022

	2021				2022*	
	I Q	II Q	III Q	IV Q	I Q	II Q
Meat (ths. tons)	14.5	17.8	15.5	24.8	16.7	17.7
Milk (mill. litres)	111.1	198.0	176.1	102.7	112.2	200.0
Eggs (mill. pieces)	172.5	163.9	154.8	163.6	165.5	167.7

* Preliminary data

NATIONAL STATISTICS OFFICE OF GEORGIA

16.08.2022

Source: National Statistics Office of Georgia.

Explanation of symbols:

- Not applicable;

Final data of 2022 will be available on June 15, 2023

CONTACT PERSONS:

George Sanadze, Tel: (+995 32) 2 36 72 10 (500), E-mail: gsanadze@geostat.ge

Mariam Kavelashvili, Tel: (+995 32) 2 36 72 10 (020), E-mail: mkavelashvili@geostat.ge