

NATIONAL STATISTICS OFFICE OF GEORGIA

PRODUCER PRICE INDEX FOR INDUSTRIAL PRODUCTS IN GEORGIA

2022 JULY



19.08.2022

PRODUCER PRICE INDEX FOR INDUSTRIAL PRODUCTS IN GEORGIA

JULY 2022

In July 2022 the Producer Price Index for Industrial Products decreased by 2.8 percent compared to the previous month, while compared to July 2021 the index growth amounted to 12.4 percent.

The prices for **products from mining and quarrying** decreased by 10.9 percent **compared to June 2022**, resulting in a -0.78 percentage point contribution to the overall monthly PPI change. Within the group a noteworthy price decrease was registered for metal ores (-14.4 percent). In the same period the prices for **manufactured products** decreased by 2.4 percent, contributing -1.98 percentage points to the monthly index change. Within the group a noteworthy price decrease was registered for food products (-2.9 percent). Besides, the prices decreased for **electricity, gas, steam and air conditioning** by 0.3 percent, contributing -0.02 percentage points to the monthly index change.

The **annual PPI** rate was mainly affected by price changes for the following products:

- **Products from mining and quarrying:** the prices were 15.5 percent lower, contributing -1.39 percentage points to the overall annual index change. Within the group the prices were lower for the subgroup of metal ores (-22.4 percent);
- **Manufactured products:** the prices increased by 17.0 percent, contributing 13.72 percentage points to the overall annual index growth. There was a notable increase in the prices for the following subgroups: food products (13.4 percent), chemicals and chemical products (106.8 percent) and basic metals (19.3 percent);
- **Water supply, sewerage, waste management and remediation services:** the annual price increase amounted to 0.6 percent, which contributed 0.02 percentage points to the annual index growth.

NATIONAL STATISTICS OFFICE OF GEORGIA

19.08.2022

The following table presents the Producer Price Index (compared to the previous month and the corresponding month of the previous year) and the relevant contributions of the products to the changes in the overall index:

PRODUCER PRICE INDEX FOR INDUSTRIAL PRODUCTS IN GEORGIA JULY 2022

CODE	GROUPS	OVER JUNE 2022	CONTRIBUTIONS* TO MONTHLY CHANGES	OVER JULY 2021	CONTRIBUTIONS* TO ANNUAL CHANGES
	TOTAL	97.2	-2.83	112.4	12.42
B	Mining and quarrying	89.1	-0.78	84.5	-1.39
05	Coal and lignite	100.0	0.00	114.9	0.02
06	Crude petroleum and natural gas	99.0	0.00	135.3	0.05
07	Metal ores	85.6	-0.81	77.6	-1.63
08	Other mining and quarrying products	102.4	0.03	112.1	0.17
C	Manufactured products	97.6	-1.98	117.0	13.72
10	Food products	97.1	-0.88	113.4	3.14
11	Beverages	99.3	-0.13	99.5	-0.15
12	Tobacco products	100.0	0.00	100.0	0.00
13	Textiles	88.0	-0.04	87.5	-0.05
14	Wearing apparel	98.5	-0.03	114.4	0.27
15	Leather and related products	96.4	0.00	104.2	0.01
16	Wood and of products of wood and cork, except furniture; articles of straw and plaiting materials	97.9	-0.01	115.5	0.14
17	Paper and paper products	98.1	-0.02	132.5	0.30
18	Printing and recording services	106.8	0.05	75.6	-0.33
19	Coke and refined petroleum products	103.8	0.02	135.0	0.15
20	Chemicals and chemical products	84.1	-0.48	206.8	5.15
21	Basic pharmaceutical products and pharmaceutical preparations	100.2	0.00	101.5	0.03
22	Rubber and plastic products	100.9	0.03	105.6	0.17
23	Other non-metallic mineral products	100.6	0.06	116.0	1.51
24	Basic metals	94.9	-0.41	119.3	2.92

* Individual contributions may not sum up to the total changes in the index due to rounding.

NATIONAL STATISTICS OFFICE OF GEORGIA

19.08.2022

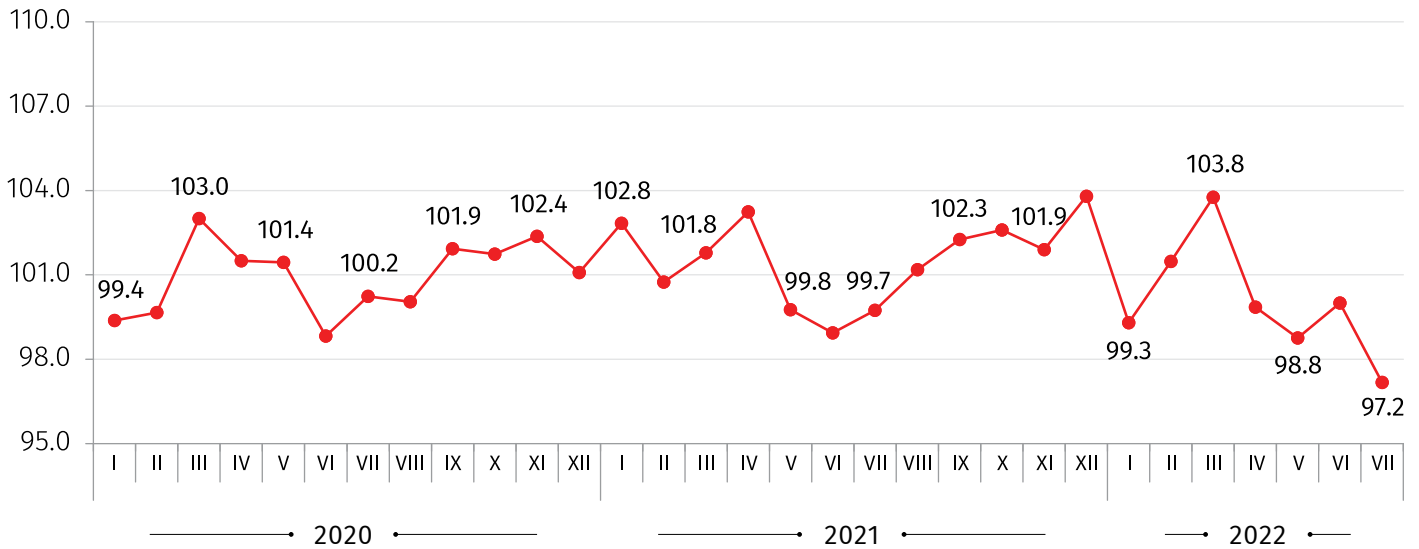
CODE	GROUPS	OVER JUNE 2022	CONTRIBUTIONS* TO MONTHLY CHANGES	OVER JULY 2021	CONTRIBUTIONS* TO ANNUAL CHANGES
25	Fabricated metal products, except machinery and equipment	97.7	-0.05	110.2	0.26
27	Electrical equipment	95.0	-0.03	136.6	0.20
28	Machinery and equipment n.e.c.	93.7	0.00	96.9	0.00
30	Other transport equipment	100.0	0.00	88.3	-0.05
31	Furniture	99.1	-0.01	110.2	0.14
32	Other manufactured goods	85.1	-0.03	77.1	-0.07
33	Repair and installation services of machinery and equipment	100.0	0.00	92.7	-0.03
D	Electricity, gas, steam and air conditioning	99.7	-0.02	99.7	0.08
35	Electricity, gas, steam and air conditioning	99.7	-0.02	99.7	0.08
E	Water supply, sewerage, waste management and remediation services	98.2	-0.04	100.6	0.02
36	Natural water, water treatment and supply services	100.0	0.00	101.8	0.03
38	Waste collection, treatment and disposal services; materials recovery services	94.6	-0.04	98.2	-0.02

* Individual contributions may not sum up to the total changes in the index due to rounding.

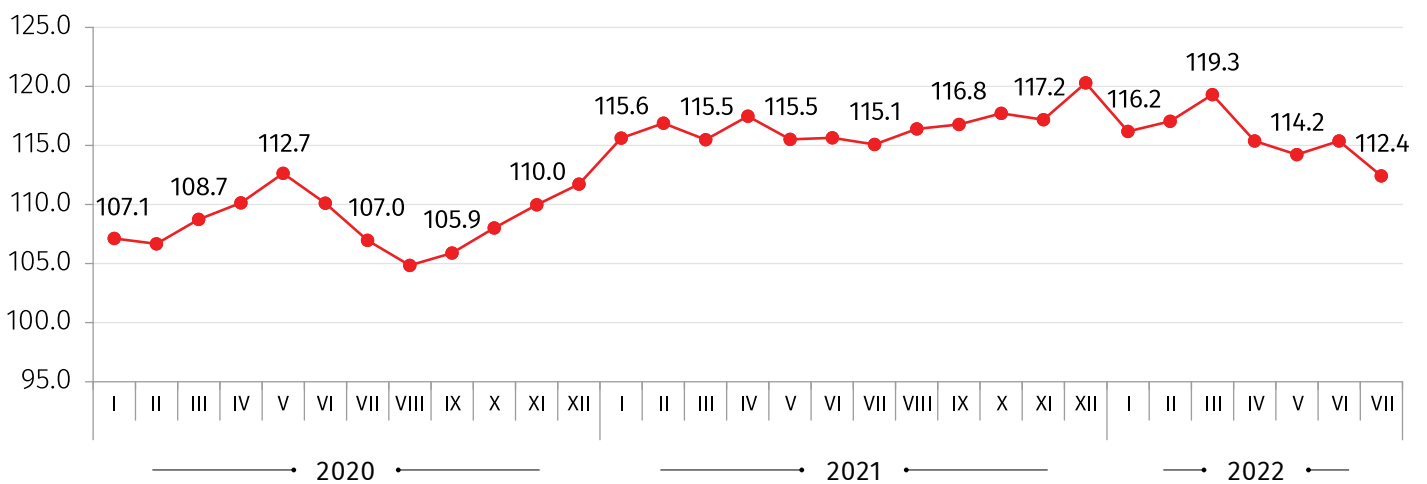
NATIONAL STATISTICS OFFICE OF GEORGIA

19.08.2022

PRODUCER PRICE INDEX FOR INDUSTRIAL PRODUCTS (PREVIOUS MONTH=100)



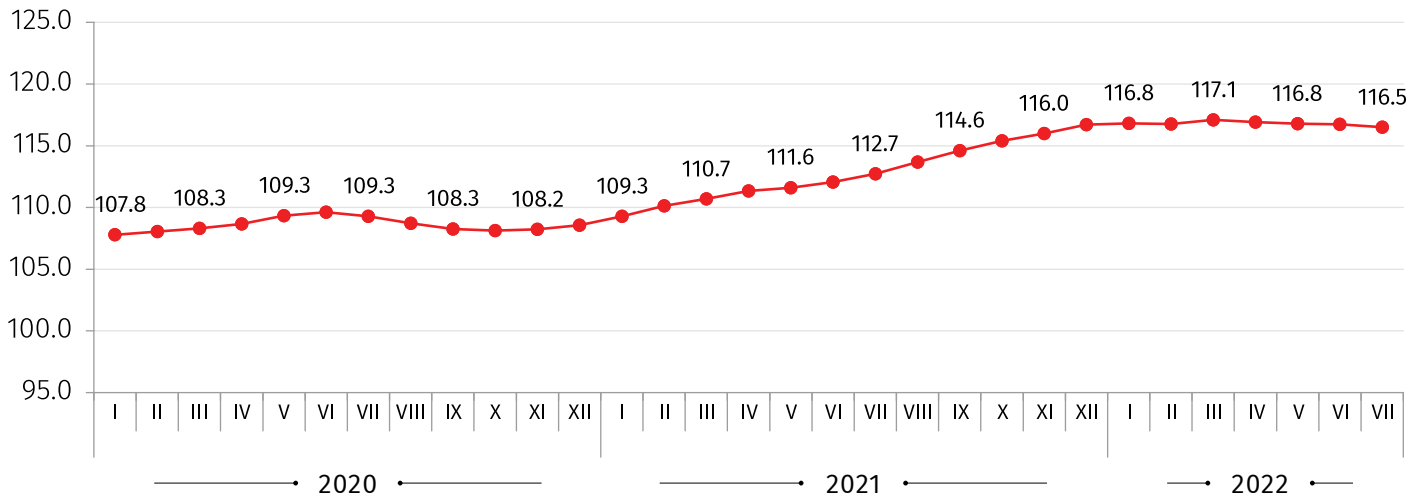
PRODUCER PRICE INDEX FOR INDUSTRIAL PRODUCTS (THE SAME MONTH OF THE PREVIOUS YEAR =100)



NATIONAL STATISTICS OFFICE OF GEORGIA

19.08.2022

PRODUCER PRICE INDEX FOR INDUSTRIAL PRODUCTS (12 MONTH AVERAGE OVER THE PREVIOUS 12 MONTH AVERAGE)



CONTACT PERSON:

Giorgi Tetrauli, Tel: (+995 32) 236 72 10 (400). E-mail: gtetrauli@geostat.ge

Mariam Kavelashvili. Tel: (+995 32) 236 72 10 (020). E-mail: mkavelashvili@geostat.ge