



**NATIONAL STATISTICS OFFICE OF GEORGIA**

# **EXTERNAL MERCHANDISE TRADE OF GEORGIA**

**JANUARY-AUGUST 2022  
(EXPRESS DATA)**

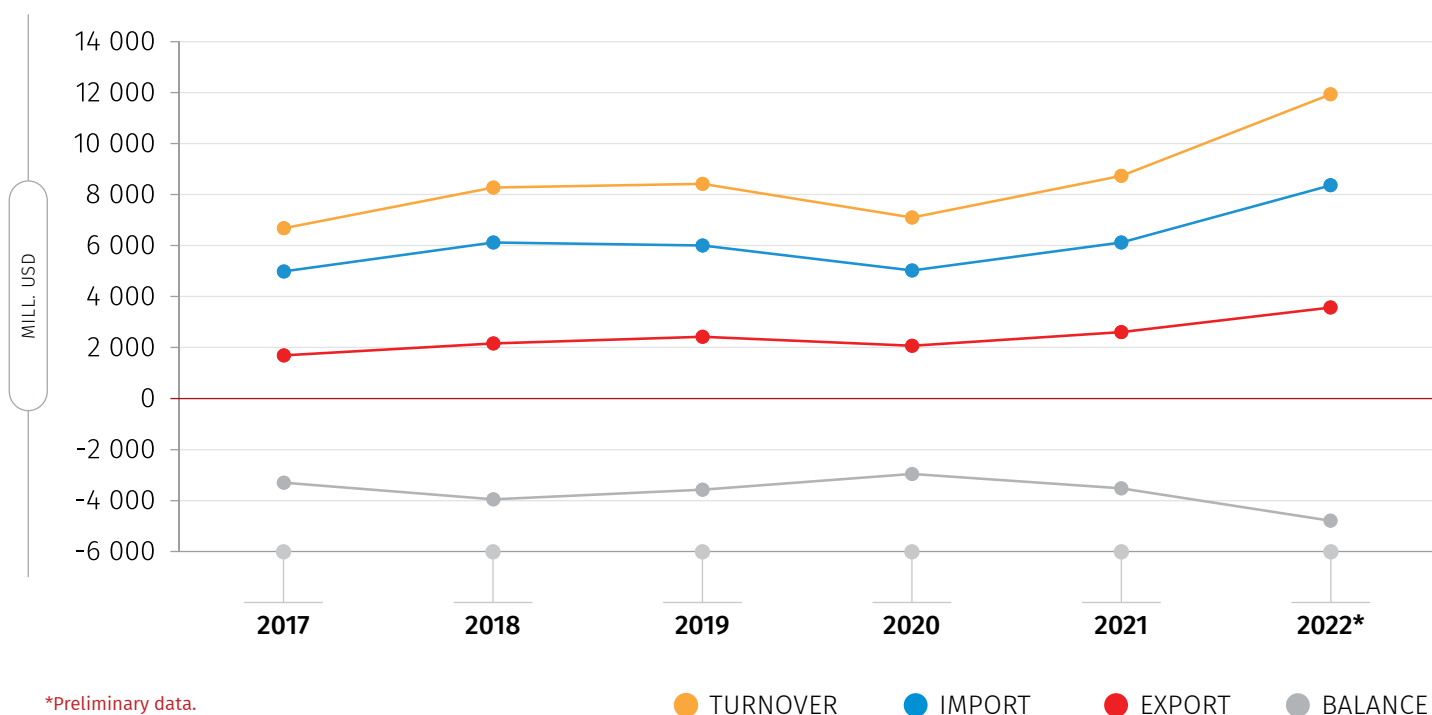


13.09.2022

### EXTERNAL MERCHANDISE TRADE OF GEORGIA IN JANUARY-AUGUST 2022 (EXPRESS RELEASE)

External Merchandise Trade (excluding non-declared trade) of Georgia amounted to USD 11 936.1 million in January-August 2022, 36.6 percent higher year-on-year. The value of export increased by 36.9 percent reaching USD 3 571.3 million, while the import increased by 36.5 percent and amounted to USD 8 364.7 million. The trade deficit equaled USD 4 793.4 million and its share in trade turnover constituted 40.2 percent.

### EXTERNAL MERCHANDISE TRADE TENDENCIES OF GEORGIA IN JANUARY-AUGUST 2017-2022



The table below shows dynamics of the external merchandise trade statistics indicators in 2017-2022.



## NATIONAL STATISTICS OFFICE OF GEORGIA

13.09.2022

### EXTERNAL MERCHANDISE TRADE OF GEORGIA IN 2017-2022 (MILLION US DOLLARS)

YEAR	MONTH	EXPORTS	IMPORTS	TURNOVER	BALANCE
2017	<b>YEAR</b>	<b>2 745.7</b>	<b>8 057.1</b>	<b>10 802.7</b>	<b>-5 311.4</b>
	January	177.2	500.0	677.3	-322.8
	February	180.2	595.2	775.4	-415.0
	March	221.7	624.6	846.3	-402.8
	April	212.2	601.8	814.0	-389.6
	May	216.0	646.1	862.1	-430.0
	June	236.3	653.4	889.7	-417.2
	July	213.5	653.7	867.2	-440.3
	August	237.3	715.2	952.5	-478.0
	September	258.8	699.5	958.2	-440.7
	October	264.6	748.7	1 013.4	-484.1
	November	237.9	769.2	1 007.1	-531.3
December	290.0	849.7	1 139.7	-559.7	
2018	<b>YEAR</b>	<b>3 379.7</b>	<b>9 361.4</b>	<b>12 741.1</b>	<b>-5 981.7</b>
	January	222.8	608.8	831.5	-386.0
	February	224.1	651.5	875.6	-427.4
	March	292.9	867.2	1 160.1	-574.3
	April	230.1	755.7	985.8	-525.6
	May	325.1	830.8	1 155.9	-505.7
	June	309.9	798.7	1 108.6	-488.8
	July	280.5	816.1	1 096.5	-535.6
	August	277.9	789.5	1 067.3	-511.6
	September	302.6	739.0	1 041.7	-436.4
	October	304.6	894.4	1 198.9	-589.8
	November	277.6	768.0	1 045.6	-490.4
December	331.6	841.9	1 173.5	-510.3	
2019	<b>Year</b>	<b>3 798.4</b>	<b>9 519.5</b>	<b>13 317.9</b>	<b>-5 721.1</b>
	January	236.5	620.6	857.1	-384.0
	February	265.2	671.2	936.4	-405.9
	March	325.9	786.7	1 112.6	-460.9
	April	311.0	779.0	1 090.0	-468.0
	May	340.7	793.8	1 134.6	-453.1
	June	310.4	738.6	1 049.0	-428.2
	July	324.0	812.0	1 136.0	-488.0
	August	316.1	797.3	1 113.4	-481.2
	September	305.5	804.3	1 109.8	-498.7
	October	319.6	924.4	1 244.0	-604.8
	November	347.6	818.5	1 166.0	-470.9
December	396.0	973.2	1 369.2	-577.3	

## NATIONAL STATISTICS OFFICE OF GEORGIA

13.09.2022

YEAR	MONTH	EXPORTS	IMPORTS	TURNOVER	BALANCE
2020	<b>YEAR</b>	<b>3 344.5</b>	<b>8 053.8</b>	<b>11 398.3</b>	<b>-4 709.4</b>
	January	267.9	645.4	913.3	-377.5
	February	262.7	704.5	967.2	-441.9
	March	249.5	670.9	920.4	-421.4
	April	222.5	478.5	701.0	-256.0
	May	234.4	529.4	763.8	-295.0
	June	268.5	609.0	877.4	-340.5
	July	274.6	727.6	1 002.2	-453.0
	August	293.5	664.9	958.4	-371.4
	September	331.3	750.3	1 081.6	-419.0
	October	312.9	729.3	1 042.3	-416.4
	November	301.1	722.0	1 023.1	-420.9
	December	325.7	822.0	1 147.6	-496.3
2021	<b>YEAR</b>	<b>4 242.7</b>	<b>10 099.8</b>	<b>14 342.4</b>	<b>-5 857.1</b>
	January	224.5	561.7	786.2	-337.2
	February	267.7	648.8	916.5	-381.1
	March	326.1	775.0	1 101.1	-448.9
	April	377.7	756.3	1 134.0	-378.6
	May	340.0	770.2	1 110.2	-430.2
	June	350.7	863.8	1 214.5	-513.1
	July	386.4	882.3	1 268.7	-496.0
	August	335.2	868.6	1 203.8	-533.4
	September	373.7	952.5	1 326.2	-578.7
	October	410.9	936.2	1 347.1	-525.3
	November	430.4	1 033.4	1 463.8	-603.0
	December	419.5	1 050.8	1 470.4	-631.3
2022*	<b>Year</b>	<b>3 571.3</b>	<b>8 364.7</b>	<b>11 936.1</b>	<b>-4 793.4</b>
	January	331.3	801.0	1 132.3	-469.6
	February	429.0	1 019.1	1 448.2	-590.1
	March	411.4	925.8	1 337.2	-514.4
	April	415.7	992.7	1 408.4	-576.9
	May	522.6	1 180.5	1 703.1	-657.9
	June	448.5	1 108.8	1 557.2	-660.3
	July	542.2	1 123.3	1 665.5	-581.2
	August	470.6	1 213.6	1 684.2	-743.0


\*Preliminary data.

## NATIONAL STATISTICS OFFICE OF GEORGIA

---


13.09.2022

Detailed data on external merchandise trade of Georgia will be published on 19 September, 2022.

**SOURCE:**  LEPL Revenue Service of Ministry of Finance of Georgia;

 Georgian State Electrosystem, JSC;

 Georgian Gas Transportation Company, LTD;

 GGTC Electricity System Commercial Operator, JSC.

**NOTICE:** The discrepancy between the totals and the sum in some cases can be explained by using rounded data.

**CONTACT PERSONS:**

Nino Maisuradze, Tel.: (+995 32) 2 36 72 10 (303).

E-mail: [nmaisuradze@geostat.ge](mailto:nmaisuradze@geostat.ge)

Mariam Kavelashvili, Tel.: (+995 32) 2 36 72 10 (020)

E-mail: [mkavelashvili@geostat.ge](mailto:mkavelashvili@geostat.ge)