

NATIONAL STATISTICS OFFICE OF GEORGIA

PRODUCER PRICE INDEX FOR INDUSTRIAL PRODUCTS IN GEORGIA

2022 AUGUST



20.09.2022

PRODUCER PRICE INDEX FOR INDUSTRIAL PRODUCTS IN GEORGIA

AUGUST 2022

In August 2022 the Producer Price Index for Industrial Products decreased by 0.1 percent compared to the previous month, while compared to August 2021 the index growth amounted to 11.0 percent.

The prices for **products from mining and quarrying** increased by 1.4 percent **compared to July 2022**, resulting in a 0.09 percentage point contribution to the overall monthly PPI change. Within the group a noteworthy price increase was registered for metal ores (1.1 percent). In the same period the prices for **manufactured products** decreased by 0.7 percent, contributing -0.54 percentage points to the monthly index change. Within the group a noteworthy price decrease was registered for basic metals (-6.4 percent). Besides, the prices increased for **electricity, gas, steam and air conditioning** by 4.6 percent, contributing 0.37 percentage points to the monthly index change.

The **annual PPI** rate was mainly affected by price changes for the following products:

- **Products from mining and quarrying:** the prices were 14.6 percent lower, contributing -1.29 percentage points to the overall annual index change. Within the group the prices were lower for the subgroup of metal ores (-21.8 percent);
- **Manufactured products:** the prices increased by 15.2 percent, contributing 12.22 percentage points to the overall annual index growth. There was a notable increase in the prices for the following subgroups: food products (14.7 percent), chemicals and chemical products (99.0 percent) and basic metals (6.5 percent);
- **Electricity, gas, steam and air conditioning:** the annual price increase amounted to 0.1 percent, which contributed 0.06 percentage points to the annual index change;
- **Water supply, sewerage, waste management and remediation services:** the annual price decrease amounted to 0.2 percent, which contributed -0.01 percentage points to the annual index growth.

NATIONAL STATISTICS OFFICE OF GEORGIA

20.09.2022

The following table presents the Producer Price Index (compared to the previous month and the corresponding month of the previous year) and the relevant contributions of the products to the changes in the overall index:

PRODUCER PRICE INDEX FOR INDUSTRIAL PRODUCTS IN GEORGIA AUGUST 2022

CODE	GROUPS	OVER JULY 2022	CONTRIBUTIONS* TO MONTHLY CHANGES	OVER AUGUST 2021	CONTRIBUTIONS* TO ANNUAL CHANGES
	TOTAL	99.9	-0.11	111.0	10.98
B	Mining and quarrying	101.4	0.09	85.4	-1.29
05	Coal and lignite	112.1	0.01	128.8	0.03
06	Crude petroleum and natural gas	92.5	-0.01	127.2	0.05
07	Metal ores	101.1	0.06	78.2	-1.56
08	Other mining and quarrying products	102.4	0.03	114.0	0.19
C	Manufactured products	99.3	-0.54	115.2	12.22
10	Food products	100.5	0.16	114.7	3.39
11	Beverages	100.2	0.03	98.3	-0.36
12	Tobacco products	100.0	0.00	100.0	0.00
13	Textiles	99.8	0.00	98.0	-0.01
14	Wearing apparel	110.2	0.20	126.1	0.49
15	Leather and related products	100.5	0.00	102.9	0.00
16	Wood and of products of wood and cork, except furniture; articles of straw and plaiting materials	99.8	0.00	115.5	0.14
17	Paper and paper products	100.4	0.00	130.3	0.28
18	Printing and recording services	93.5	-0.05	85.7	-0.15
19	Coke and refined petroleum products	81.8	-0.08	110.9	0.06
20	Chemicals and chemical products	102.1	0.05	199.0	4.90
21	Basic pharmaceutical products and pharmaceutical preparations	88.1	-0.20	91.7	-0.15
22	Rubber and plastic products	96.6	-0.09	104.6	0.15
23	Other non-metallic mineral products	98.8	-0.11	113.7	1.28
24	Basic metals	93.6	-0.49	106.5	1.71

* Individual contributions may not sum up to the total changes in the index due to rounding.

NATIONAL STATISTICS OFFICE OF GEORGIA

20.09.2022

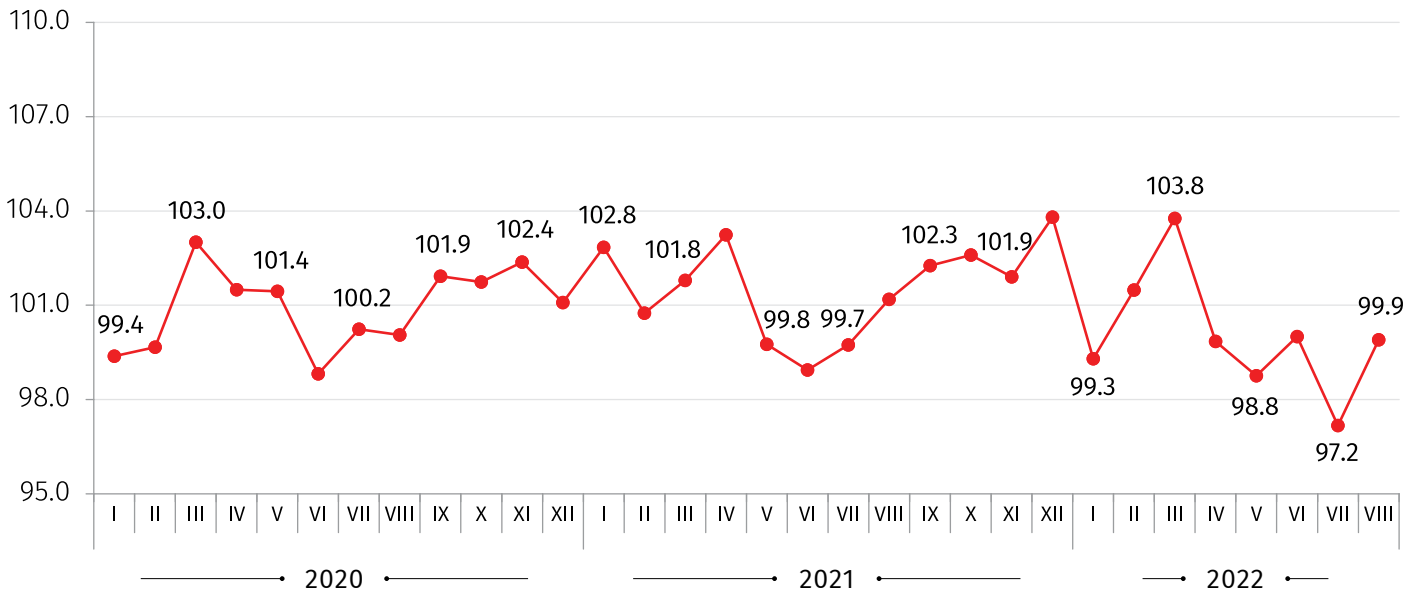
CODE	GROUPS	OVER JULY 2022	CONTRIBUTIONS* TO MONTHLY CHANGES	OVER AUGUST 2021	CONTRIBUTIONS* TO ANNUAL CHANGES
25	Fabricated metal products, except machinery and equipment	99.2	-0.02	109.0	0.23
27	Electrical equipment	105.6	0.04	132.6	0.19
28	Machinery and equipment n.e.c.	99.7	0.00	106.9	0.02
30	Other transport equipment	100.0	0.00	89.3	-0.04
31	Furniture	99.8	0.00	109.9	0.13
32	Other manufactured goods	110.1	0.02	84.9	-0.04
33	Repair and installation services of machinery and equipment	100.0	0.00	94.2	-0.01
D	Electricity, gas, steam and air conditioning	104.6	0.37	100.1	0.06
35	Electricity, gas, steam and air conditioning	104.6	0.37	100.1	0.06
E	Water supply, sewerage, waste management and remediation services	99.1	-0.02	99.8	-0.01
36	Natural water, water treatment and supply services	100.0	0.00	101.8	0.03
38	Waste collection, treatment and disposal services; materials recovery services	97.3	-0.02	95.6	-0.04

* Individual contributions may not sum up to the total changes in the index due to rounding.

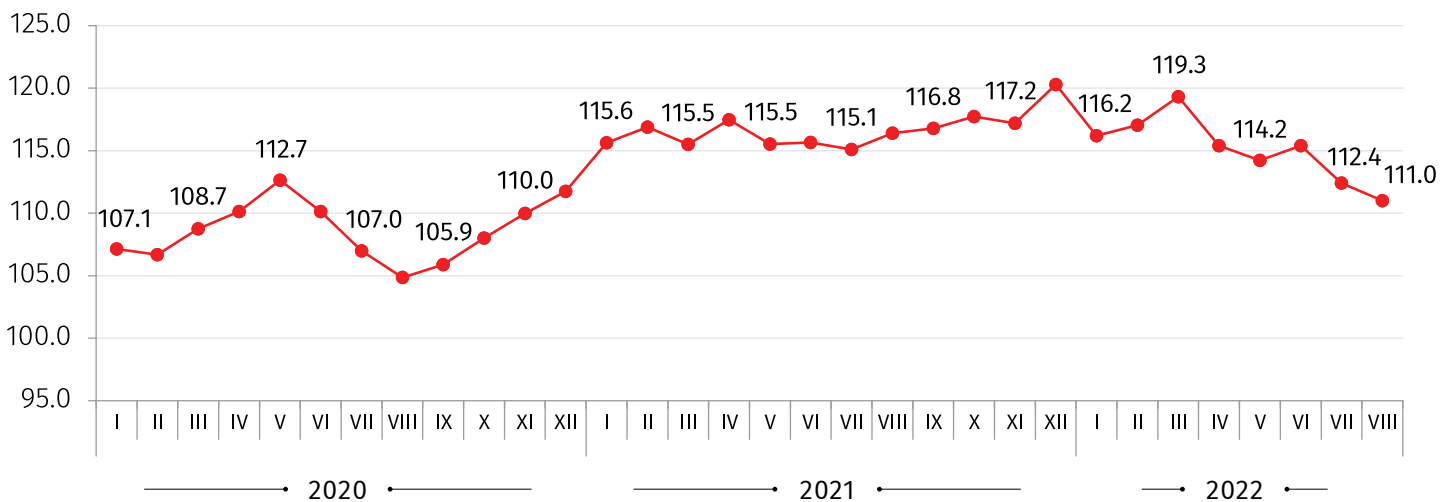
NATIONAL STATISTICS OFFICE OF GEORGIA

20.09.2022

PRODUCER PRICE INDEX FOR INDUSTRIAL PRODUCTS (PREVIOUS MONTH=100)



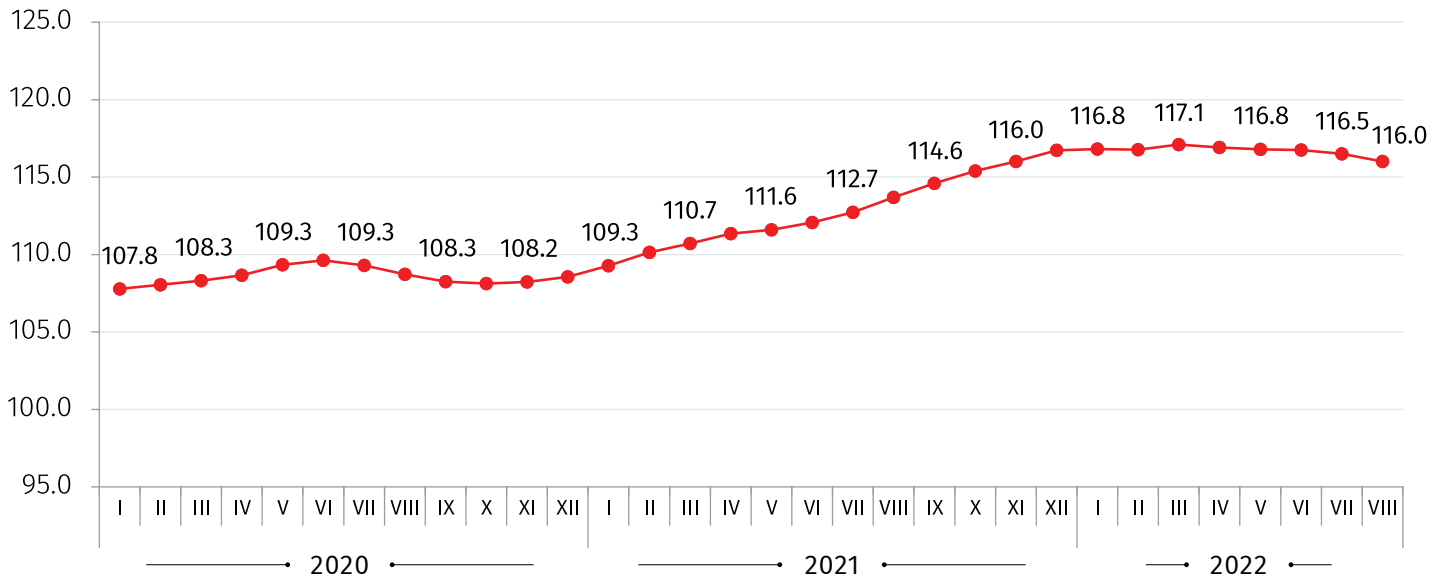
PRODUCER PRICE INDEX FOR INDUSTRIAL PRODUCTS (THE SAME MONTH OF THE PREVIOUS YEAR =100)



NATIONAL STATISTICS OFFICE OF GEORGIA

20.09.2022

PRODUCER PRICE INDEX FOR INDUSTRIAL PRODUCTS (12 MONTH AVERAGE OVER THE PREVIOUS 12 MONTH AVERAGE)



CONTACT PERSON:

Giorgi Tetrauli, Tel: (+995 32) 236 72 10 (400). E-mail: gtetrauli@geostat.ge

Mariam Kavelashvili. Tel: (+995 32) 236 72 10 (020). E-mail: mkavelashvili@geostat.ge