



NATIONAL STATISTICS OFFICE OF GEORGIA

AVERAGE MONTHLY NOMINAL EARNINGS OF EMPLOYEES

2021



10.10.2022

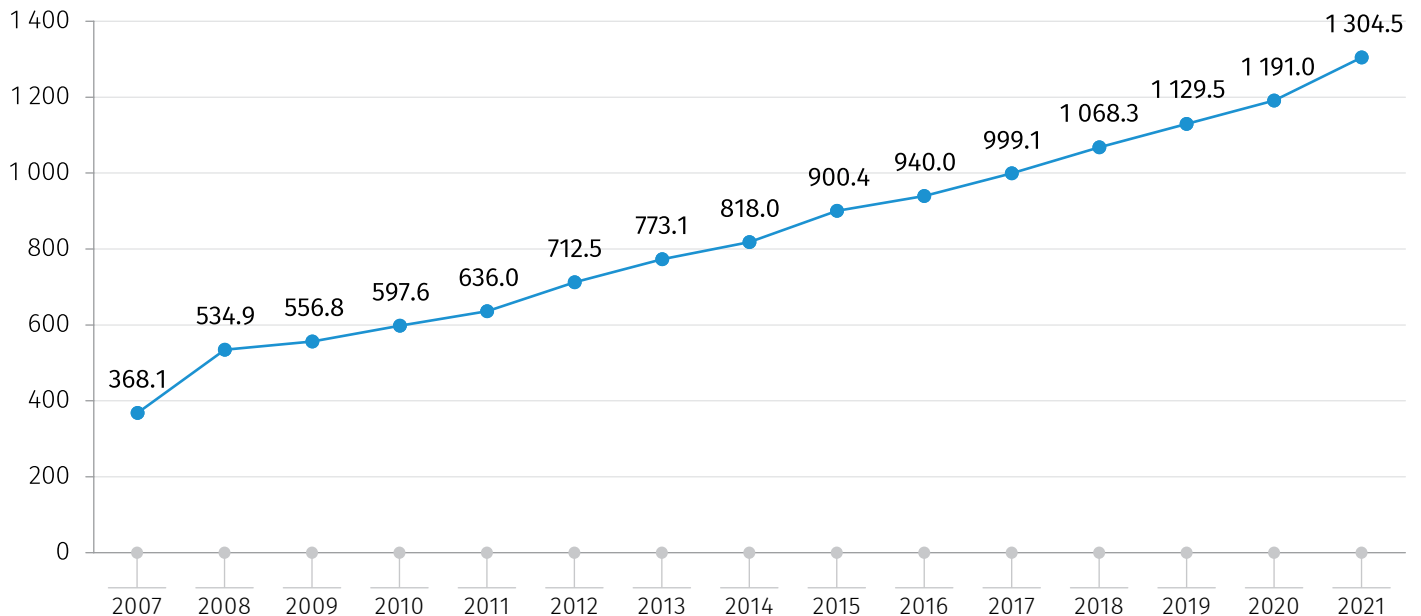
AVERAGE MONTHLY NOMINAL EARNINGS OF EMPLOYEES (2021)

In 2021, the average monthly nominal earnings of employees increased by 9.5 percent (113.5 Gel) compared to 2020 and amounted to 1 304.5 Gel.

The chart below presents the distribution of the average monthly nominal earnings of employees in 2007-2021 years.

CHART №1

AVERAGE MONTHLY EARNINGS (GEL)



In 2021, the average monthly earnings increased in most sectors compared to 2020. According to the economic activity the highest monthly earnings were observed in the following fields:

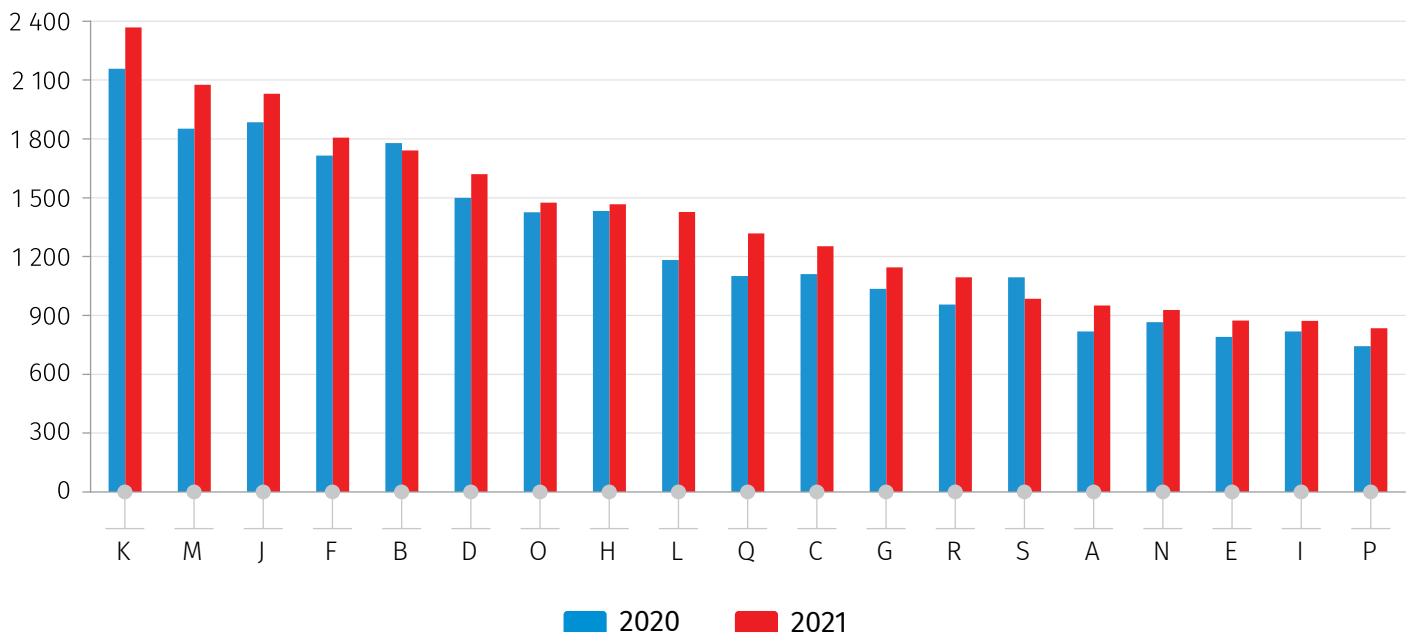
- Financial and insurance activities – 2 368.1 Gel (increased by 9.8 percent compared to the previous year);
- Professional, scientific and technical activities – 2 075.3 Gel (increased by 12.0 percent compared to the previous year);
- Information and communication – 2 030.9 Gel (increased by 7.7 percent compared to the previous year).

10.10.2022

The chart below presents the distribution of the average monthly nominal earnings of employees by economic activity in 2020-2021 years.

CHART №2

AVERAGE MONTHLY EARNINGS BY ECONOMIC ACTIVITY
(GEL)



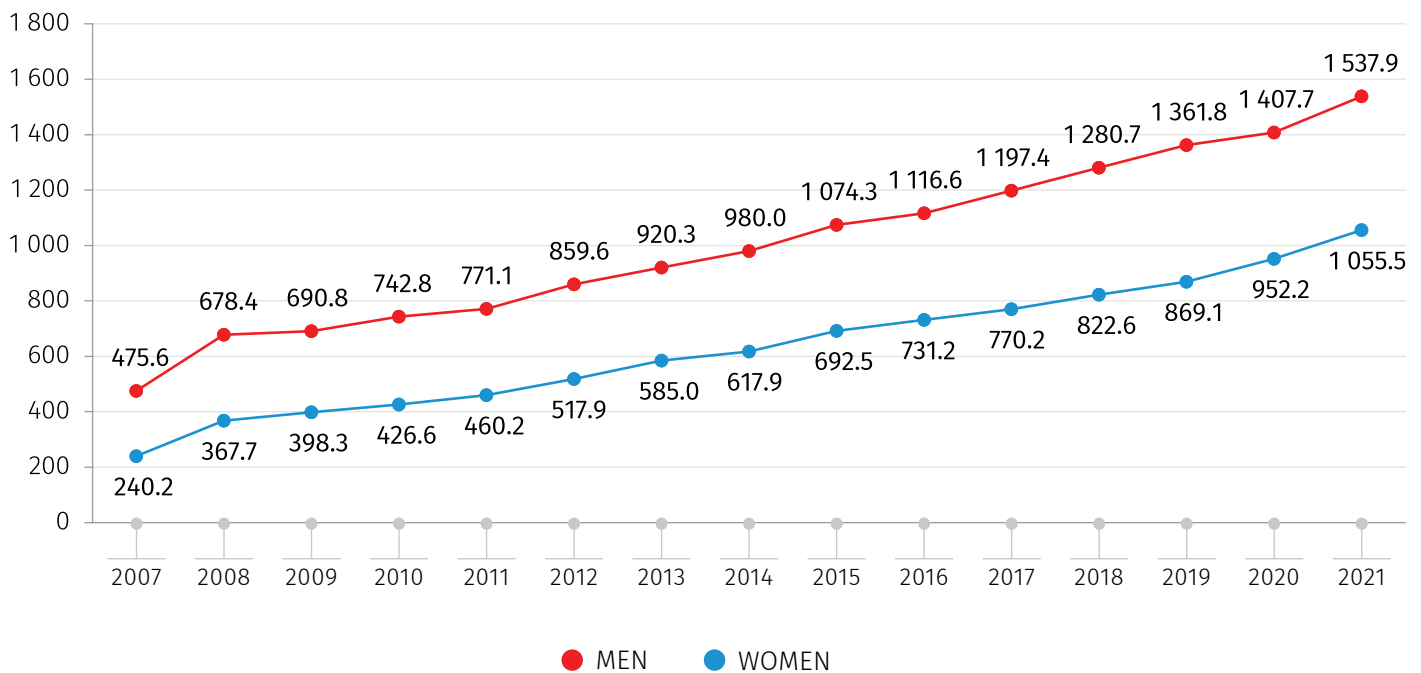
In 2021, the average monthly earnings equaled to 1 055.5 Gel for women, while - 1 537.9 Gel for men. The annual growth of earnings amounted to 10.8 percent for women and 9.2 percent for men, respectively. In the majority of sectors of the economic activities, the average monthly earnings of men were higher compared to women.

The chart below presents the distribution of the average monthly nominal earnings of employees by sex in 2007-2021 years.

10.10.2022

CHART №3

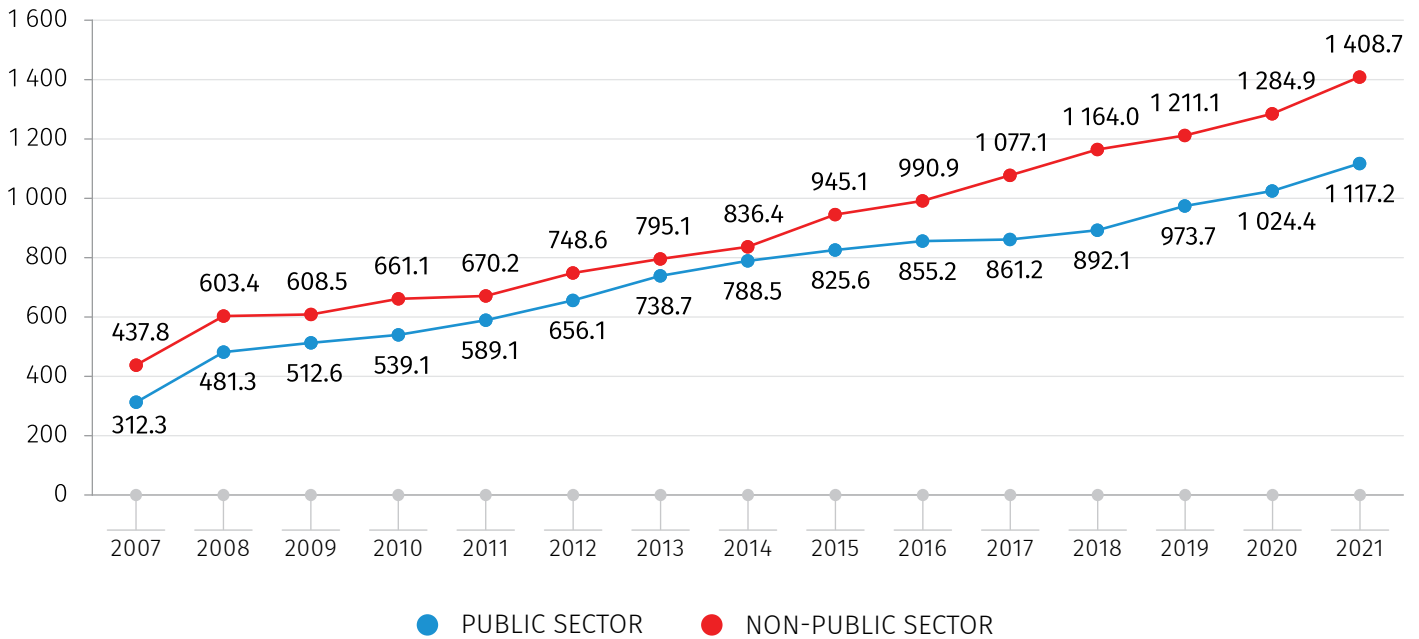
AVERAGE MONTHLY EARNINGS BY SEX
(GEL)



In 2021, the average monthly nominal earning of employees in the public sector was 291.4 Gel lower compared to the employees in the non-public sector. In addition, compared to 2020, the average monthly earning was increased by 9.1 percent in the public sector, while it was increased by 9.6 percent in the non-public sector and amounted to 1 117.2 and 1 408.7 Gel, respectively.

The chart below presents the average monthly nominal earnings of employees in public and non-public sectors in 2007-2021 years.

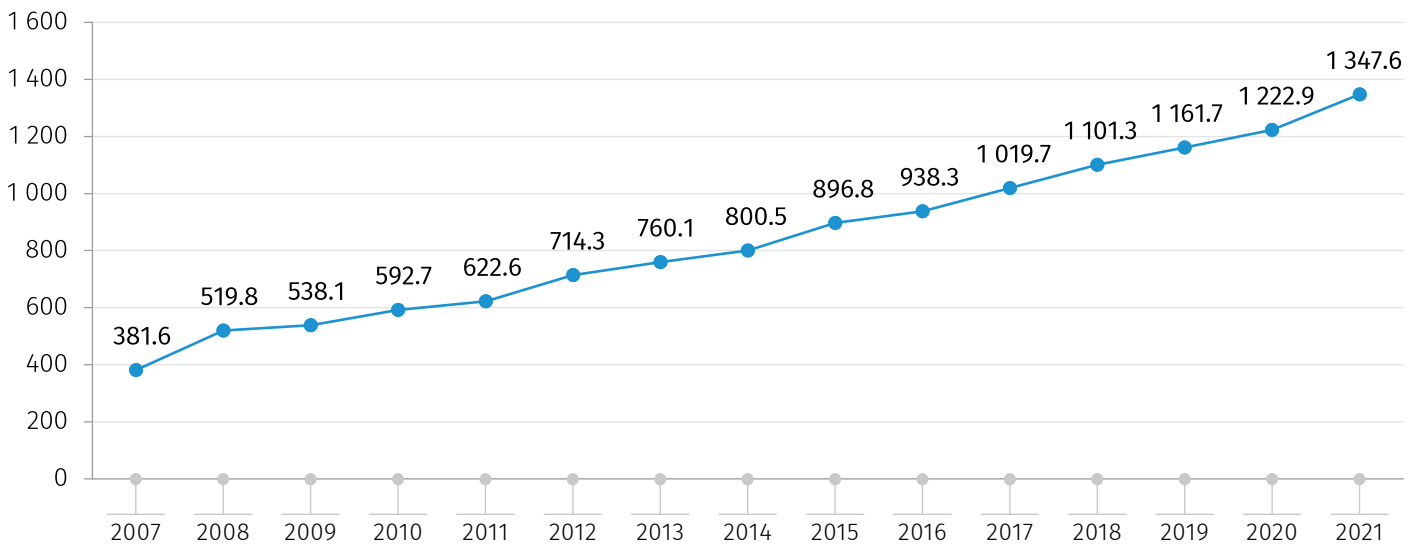
**AVERAGE MONTHLY EARNINGS IN PUBLIC AND NON-PUBLIC SECTORS
(GEL)**



In 2021, the average monthly earnings of employees in the business sector increased by 10.2 percent and equaled to 1347.6 Gel. According to the economic activity, the highest monthly earnings were observed in the Professional, scientific and technical activities (2 346.2 Gel, increased by 11.6 percent compared to the previous year) and in the Information and communication (2 045.3 Gel, increased by 6.9 percent compared to the previous year) sectors.

The chart below presents the distribution of the average monthly nominal earnings of employees in the business sector in 2007-2021.

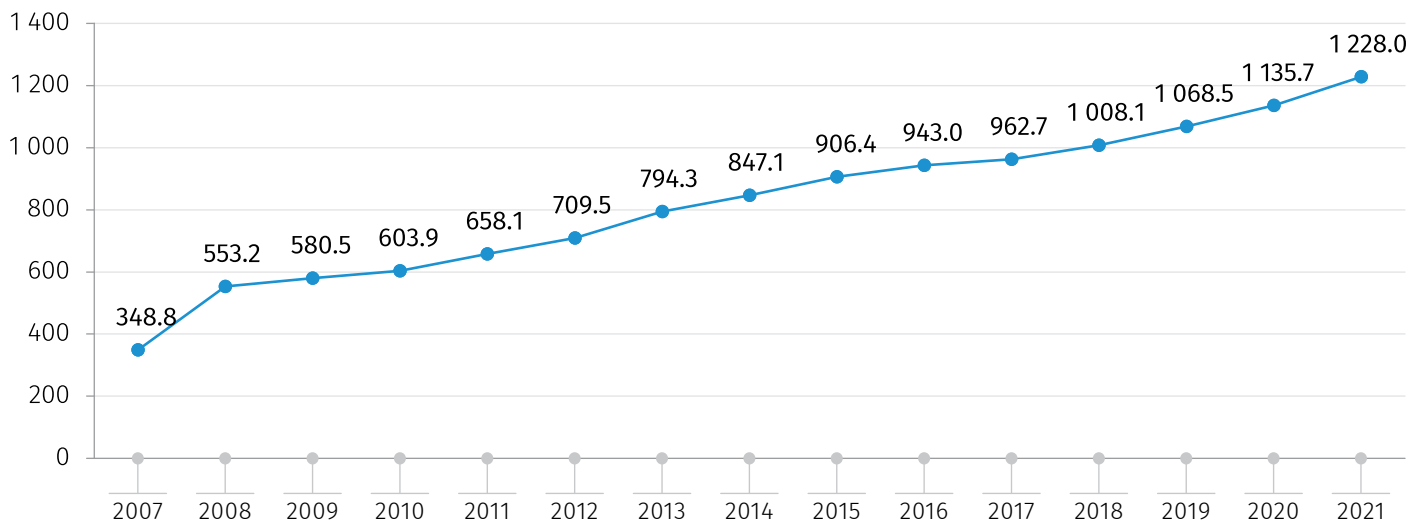
**AVERAGE MONTHLY EARNINGS IN BUSINESS SECTOR
(GEL)**



In 2021, the average monthly earnings of employees in the non-business and financial sector increased by 8.1 percent compared to the previous year and amounted to 1 228.0 Gel. According to the economic activity, the highest monthly earnings was observed in the Financial and insurance activities sector.

The chart below presents the distribution of the average monthly nominal earnings of employees in the non-business and financial Sector in 2007-2021 years.

**AVERAGE MONTHLY EARNINGS IN NON-BUSINESS AND FINANCIAL SECTOR
(GEL)**



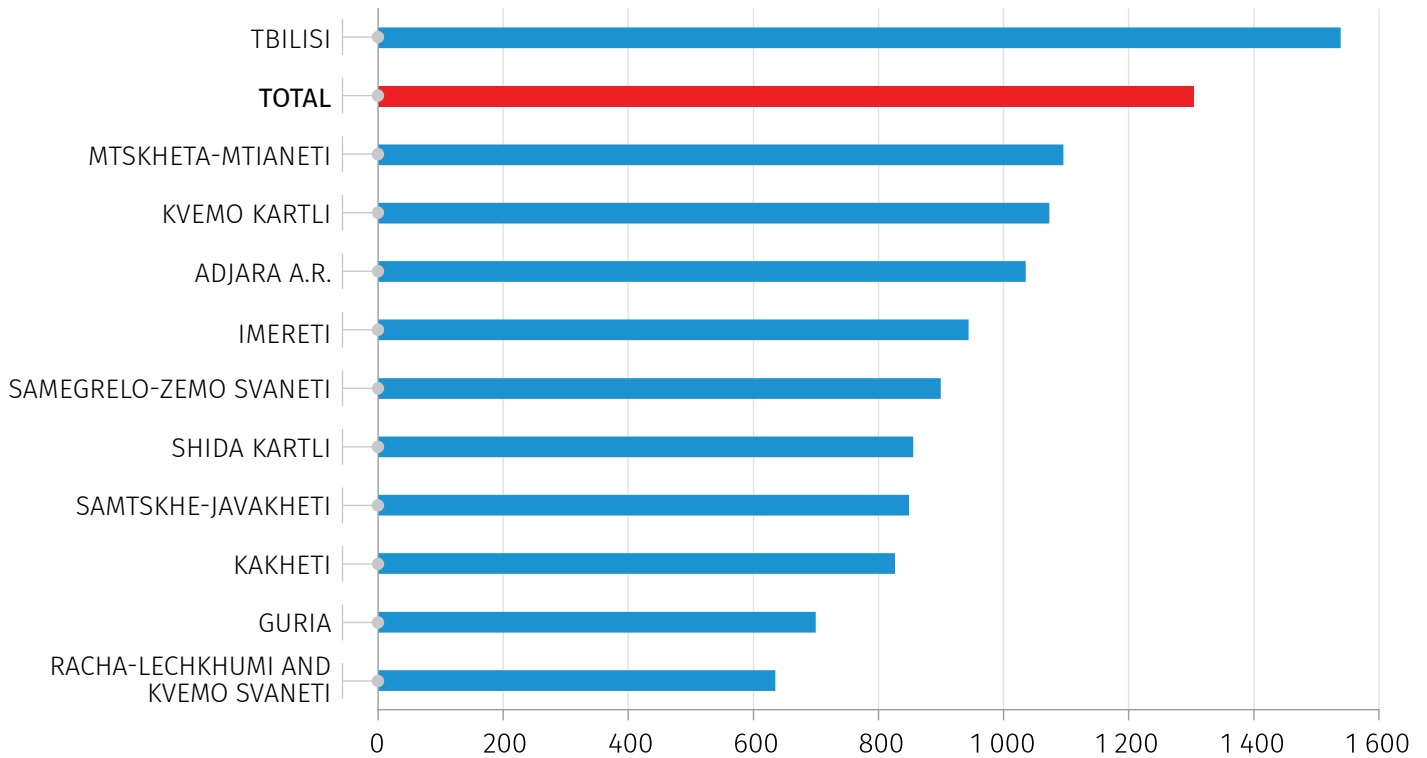
Tbilisi and Mtscheta-Mtianeti are leading regions by amount of the average earnings.

The chart below presents the distribution of the average monthly nominal earnings of employees by regions in 2021.

10.10.2022

CHART №7

AVERAGE MONTHLY EARNINGS BY REGIONS*
(GEL)



* Some enterprises and organizations are represented by the location of the head office.

10.10.2022

NOTES

Classification of the economic activities used in the release is based on the European standard NACE rev.2

Definition of Sections

A	Agriculture, forestry and fishing
B	Mining and quarrying
C	Manufacturing
D	Electricity, gas, steam and air conditioning supply
E	Water supply, sewerage, waste management and remediation activities
F	Construction
G	Wholesale and retail trade; repair of motor vehicles and motorcycles
H	Transportation and storage
I	Accommodation and food service activities
J	Information and communication
K	Financial and insurance activities
L	Real estate activities
M	Professional, scientific and technical activities
N	Administrative and support service activities
O	Public administration and defence; compulsory social security
P	Education
Q	Human health and social work activities
R	Arts, entertainment and recreation
S	Other service activities

CONTACT PERSONS:

Vasil Tsakadze, Tel.: (+995 32) 236 72 10 (600). E-mail: vtsakadze@geostat.ge

Mariam Kavelashvili, Tel.: (+995 32) 236 72 10 (020). E-mail: mkavelashvili@geostat.ge