

NATIONAL STATISTICS OFFICE OF GEORGIA

**PRODUCER PRICE INDEX
FOR INDUSTRIAL
PRODUCTS IN GEORGIA
2022 SEPTEMBER**



20.10.2022

PRODUCER PRICE INDEX FOR INDUSTRIAL PRODUCTS IN GEORGIA
SEPTEMBER 2022

In September 2022 the Producer Price Index for Industrial Products increased by 0.6 percent compared to the previous month, while compared to September 2021 the index growth amounted to 9.2 percent.

The prices for **products from mining and quarrying** decreased by 0.8 percent **compared to August 2022**, resulting in a -0.06 percentage point contribution to the overall monthly PPI change. Within the group a noteworthy price decrease was registered for metal ores (-1.8 percent). In the same period the prices for **manufactured products** increased by 0.9 percent, contributing 0.78 percentage points to the monthly index change. Within the group a noteworthy price increase was registered for food products (2.7 percent). Besides, the prices decreased for **electricity, gas, steam and air conditioning** by 0.8 percent, contributing -0.06 percentage points to the monthly index change.

The annual PPI rate was mainly affected by price changes for the following products:

- **Products from mining and quarrying:** the prices were 15.7 percent lower, contributing -1.35 percentage points to the overall annual index change. Within the group the prices were lower for the subgroup of metal ores (-23.3 percent);
- **Manufactured products:** the prices increased by 14.0 percent, contributing 11.18 percentage points to the overall annual index growth. There was a notable increase in the prices for the following subgroups: food products (14.5 percent), chemicals and chemical products (92.2 percent) and other non-metallic mineral products (12.1 percent);
- **Electricity, gas, steam and air conditioning:** the annual price decrease amounted to 5.9 percent, which contributed -0.58 percentage points to the annual index change;
- **Water supply, sewerage, waste management and remediation services:** the annual price decrease amounted to 2.5 percent, which contributed -0.06 percentage points to the annual index growth.

NATIONAL STATISTICS OFFICE OF GEORGIA

20.10.2022

The following table presents the Producer Price Index (compared to the previous month and the corresponding month of the previous year) and the relevant contributions of the products to the changes in the overall index:

PRODUCER PRICE INDEX FOR INDUSTRIAL PRODUCTS IN GEORGIA SEPTEMBER 2022

CODE	GROUPS	OVER AUGUST 2022	CONTRIBUTIONS* TO MONTHLY CHANGES	OVER SEPTEMBER 2021	CONTRIBUTIONS* TO ANNUAL CHANGES
	TOTAL	100.6	0.61	109.2	9.18
B	Mining and quarrying	99.2	-0.06	84.3	-1.35
05	Coal and lignite	96.6	0.00	124.4	0.03
06	Crude petroleum and natural gas	83.8	-0.03	105.4	0.01
07	Metal ores	98.2	-0.09	76.7	-1.63
08	Other mining and quarrying products	104.7	0.06	118.0	0.24
C	Manufactured products	100.9	0.78	114.0	11.18
10	Food products	102.7	0.82	114.5	3.71
11	Beverages	99.6	-0.07	99.0	-0.25
12	Tobacco products	100.0	0.00	100.0	0.00
13	Textiles	102.5	0.01	100.5	0.00
14	Wearing apparel	99.5	-0.01	125.7	0.47
15	Leather and related products	99.7	0.00	104.5	0.01
16	Wood and of products of wood and cork, except furniture; articles of straw and plaiting materials	99.2	-0.01	115.3	0.14
17	Paper and paper products	97.7	-0.02	129.5	0.26
18	Printing and recording services	91.4	-0.07	84.8	-0.14
19	Coke and refined petroleum products	89.8	-0.04	102.6	0.04
20	Chemicals and chemical products	96.8	-0.09	192.2	4.69
21	Basic pharmaceutical products and pharmaceutical preparations	100.5	0.01	91.8	-0.14
22	Rubber and plastic products	100.1	0.00	104.2	0.13
23	Other non-metallic mineral products	101.4	0.13	112.1	1.13
24	Basic metals	101.7	0.12	100.3	0.75

* Individual contributions may not sum up to the total changes in the index due to rounding.

NATIONAL STATISTICS OFFICE OF GEORGIA

20.10.2022

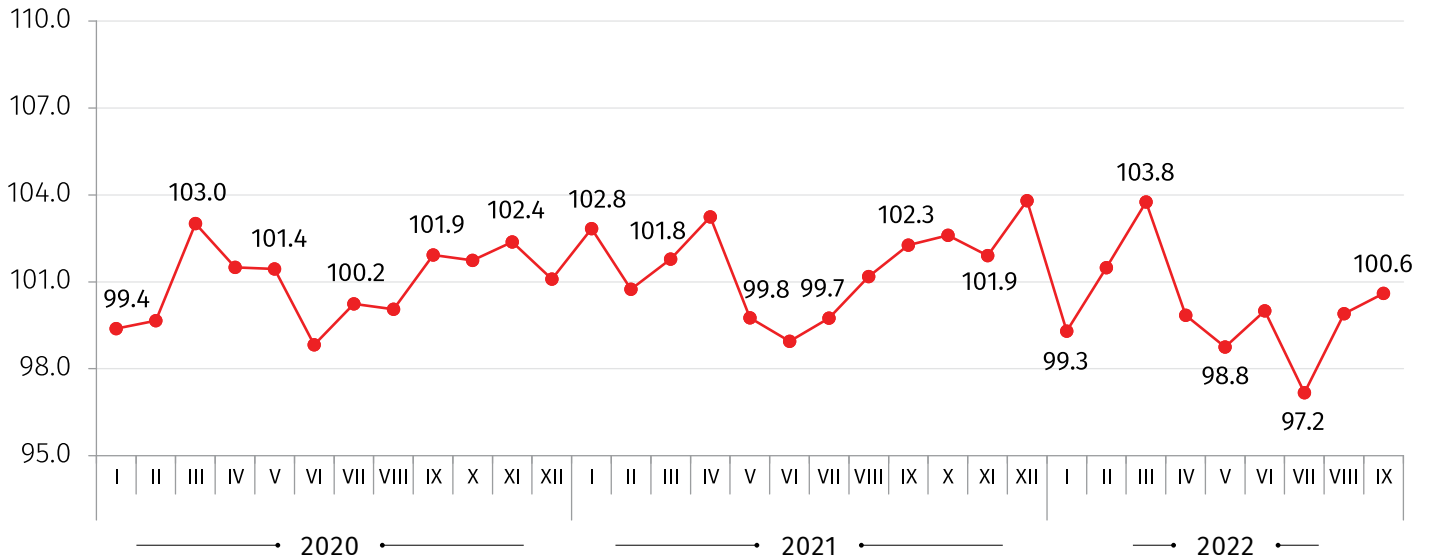
CODE	GROUPS	OVER AUGUST 2022	CONTRIBUTIONS* TO MONTHLY CHANGES	OVER SEPTEMBER 2021	CONTRIBUTIONS* TO ANNUAL CHANGES
25	Fabricated metal products, except machinery and equipment	98.2	-0.04	105.2	0.13
27	Electrical equipment	102.1	0.01	130.1	0.18
28	Machinery and equipment n.e.c.	103.2	0.00	103.3	0.01
30	Other transport equipment	100.0	0.00	96.2	-0.01
31	Furniture	101.9	0.02	110.0	0.13
32	Other manufactured goods	94.9	-0.01	80.6	-0.06
33	Repair and installation services of machinery and equipment	100.0	0.00	94.2	-0.01
D	Electricity, gas, steam and air conditioning	99.2	-0.06	94.1	-0.58
35	Electricity, gas, steam and air conditioning	99.2	-0.06	94.1	-0.58
E	Water supply, sewerage, waste management and remediation services	97.8	-0.05	97.5	-0.06
36	Natural water, water treatment and supply services	100.0	0.00	101.8	0.03
38	Waste collection, treatment and disposal services; materials recovery services	92.9	-0.05	88.8	-0.09

* Individual contributions may not sum up to the total changes in the index due to rounding.

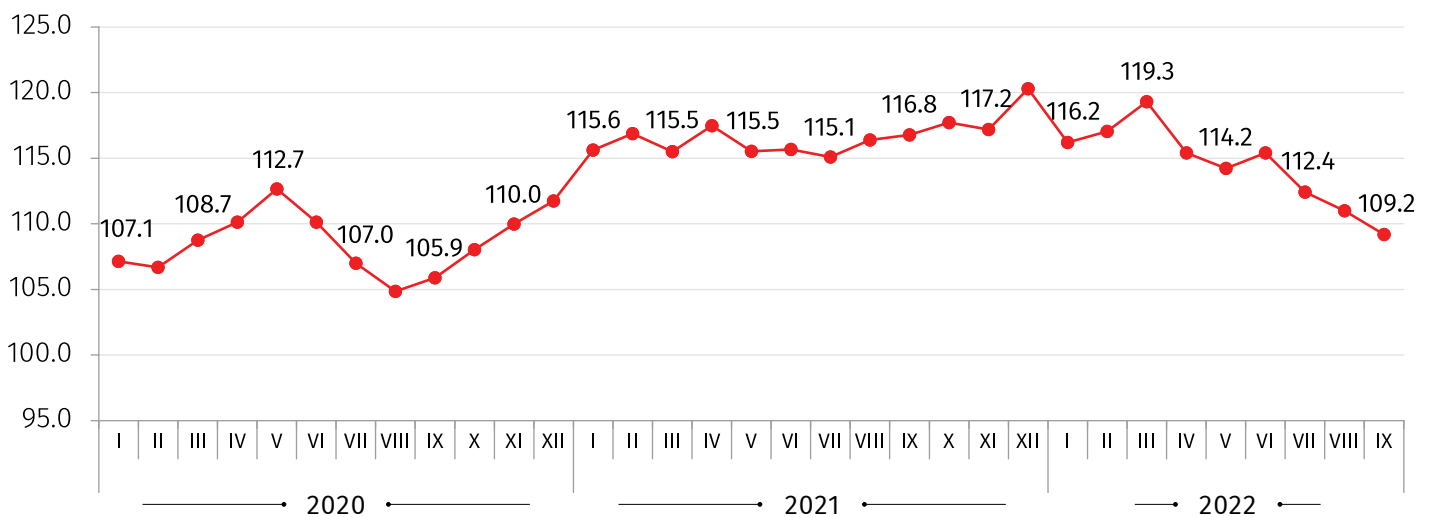
NATIONAL STATISTICS OFFICE OF GEORGIA

20.10.2022

PRODUCER PRICE INDEX FOR INDUSTRIAL PRODUCTS (PREVIOUS MONTH=100)



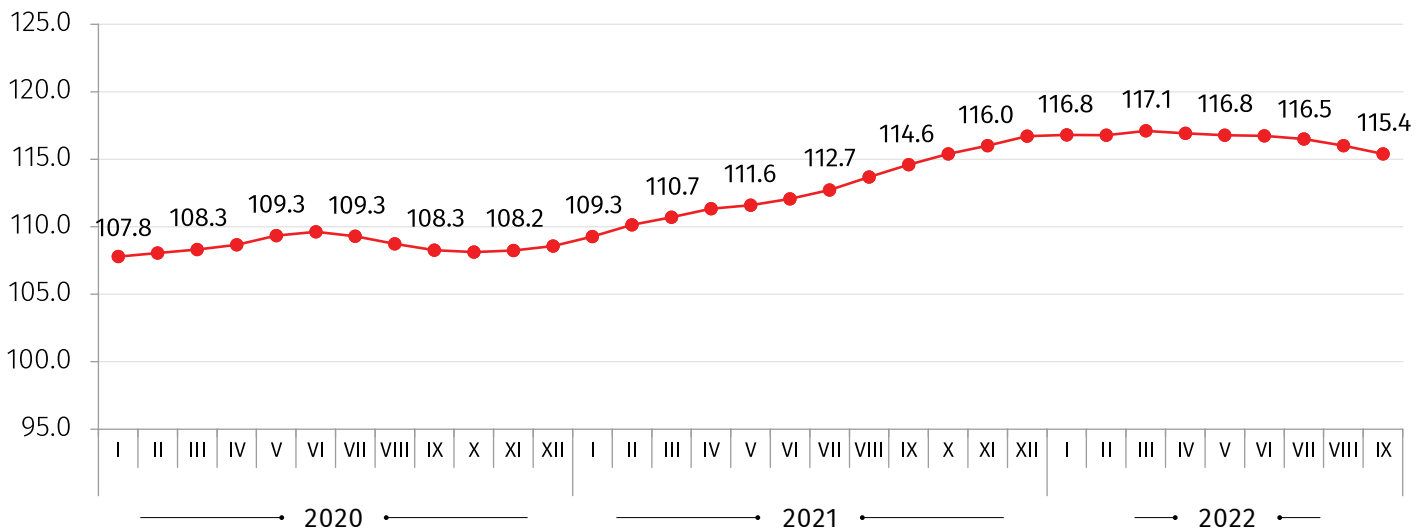
PRODUCER PRICE INDEX FOR INDUSTRIAL PRODUCTS (THE SAME MONTH OF THE PREVIOUS YEAR =100)



NATIONAL STATISTICS OFFICE OF GEORGIA

20.10.2022

PRODUCER PRICE INDEX FOR INDUSTRIAL PRODUCTS (12 MONTH AVERAGE OVER THE PREVIOUS 12 MONTH AVERAGE)



CONTACT PERSON:

Giorgi Tetrauli, Tel: (+995 32) 236 72 10 (400). E-mail: gtetrauli@geostat.ge

Mariam Kavelashvili. Tel: (+995 32) 236 72 10 (020). E-mail: mkavelashvili@geostat.ge