

NATIONAL STATISTICS OFFICE OF GEORGIA

INDICATORS OF THE LABOUR FORCE (EMPLOYMENT AND UNEMPLOYMENT)

III QUARTER, 2022



NATIONAL STATISTICS OFFICE OF GEORGIA

18.11.2022

INDICATORS OF THE LABOUR FORCE (EMPLOYMENT AND UNEMPLOYMENT)

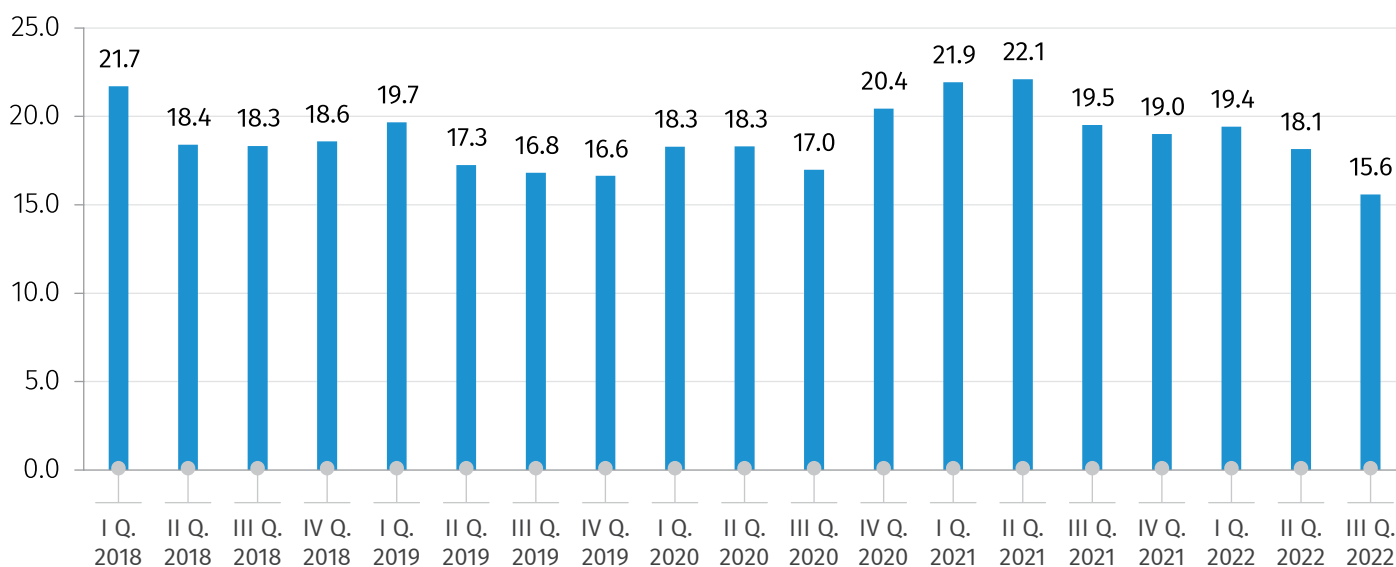
III QUARTER, 2022 YEAR

In the III quarter of 2022, the unemployment rate in Georgia decreased by 3.9 percentage points compared to the corresponding period of the previous year and equaled 15.6 percent.

The chart below presents the unemployment rate by quarters of 2018-2022 years.

CHART №1

UNEMPLOYMENT RATE IN GEORGIA (%)



In the III quarter of 2022, compared to the corresponding period of the previous year, the number of hired employees increased by 52 thousand persons (6.0%) and reached 913.8 thousand, while the number of self-employed increased by 25.8 thousand (6.2%) and equaled to 444.3 thousand. In the same period, the number of unemployed decreased by 60.1 thousand (19.3%) and equaled to 250.7 thousand.

In the III quarter of 2022, compared to the previous quarter, the number of hired employees increased by 45.9 thousand persons (5.3%), the number of self-employed increased by 43.1 thousand (10.7%), and the number of unemployed decreased by 30.8 thousand (11.0%).

NATIONAL STATISTICS OFFICE OF GEORGIA

18.11.2022

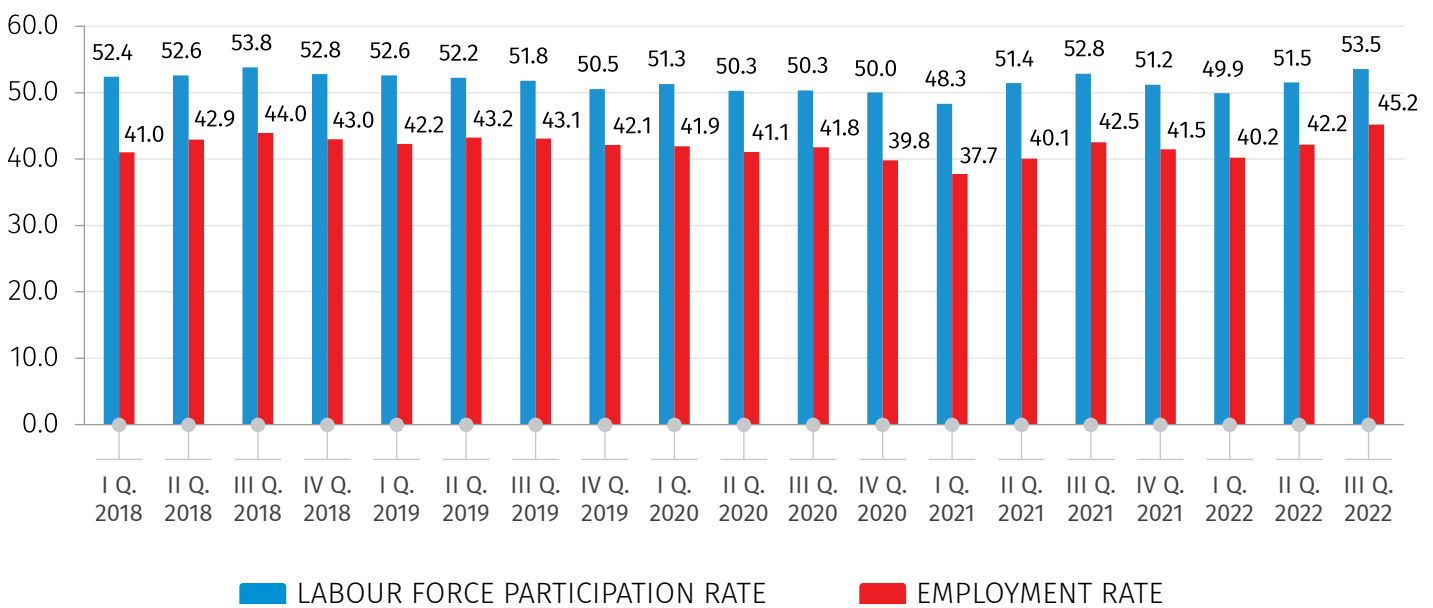
In the III quarter of 2022, the labour force participation rate (share of the labour force in the total population aged 15 and older) increased by 0.7 percentage points compared to the corresponding period of the previous year and became 53.5 percent, while the employment rate increased by 2.7 percentage points and amounted to 45.2 percent. The Labour force participation rate in urban settlements decreased by 1.0 percentage points, while it increased by 2.9 percentage points in rural settlements compared to the previous year. The employment rate increased in urban settlements (by 1.8 percentage points) as well as in rural areas (by 3.8 percentage points) and equaled 45.4 and 44.9 percent, respectively.

The chart below presents the labour force participation rate and employment rate by quarters of 2018-2022 years.

CHART №2

LABOUR FORCE PARTICIPATION RATE AND EMPLOYMENT RATE

(%)



NATIONAL STATISTICS OFFICE OF GEORGIA

18.11.2022

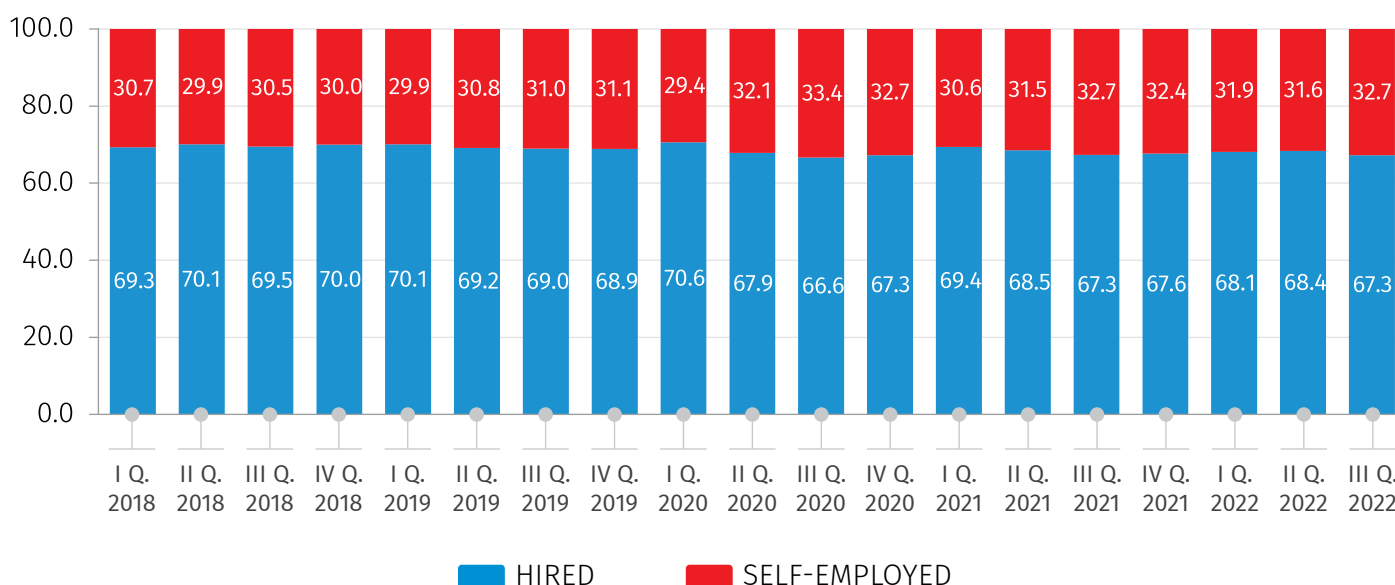
In the third quarter of 2022, compared to the corresponding period of the previous year, the share of hired employees in the total number of employed has not changed and is 67.3 percent.

The chart below presents the distribution of employed by status in employment for 2018-2022 years.

CHART №3

DISTRIBUTION OF EMPLOYED BY STATUS IN EMPLOYMENT

(%)



NATIONAL STATISTICS OFFICE OF GEORGIA

18.11.2022

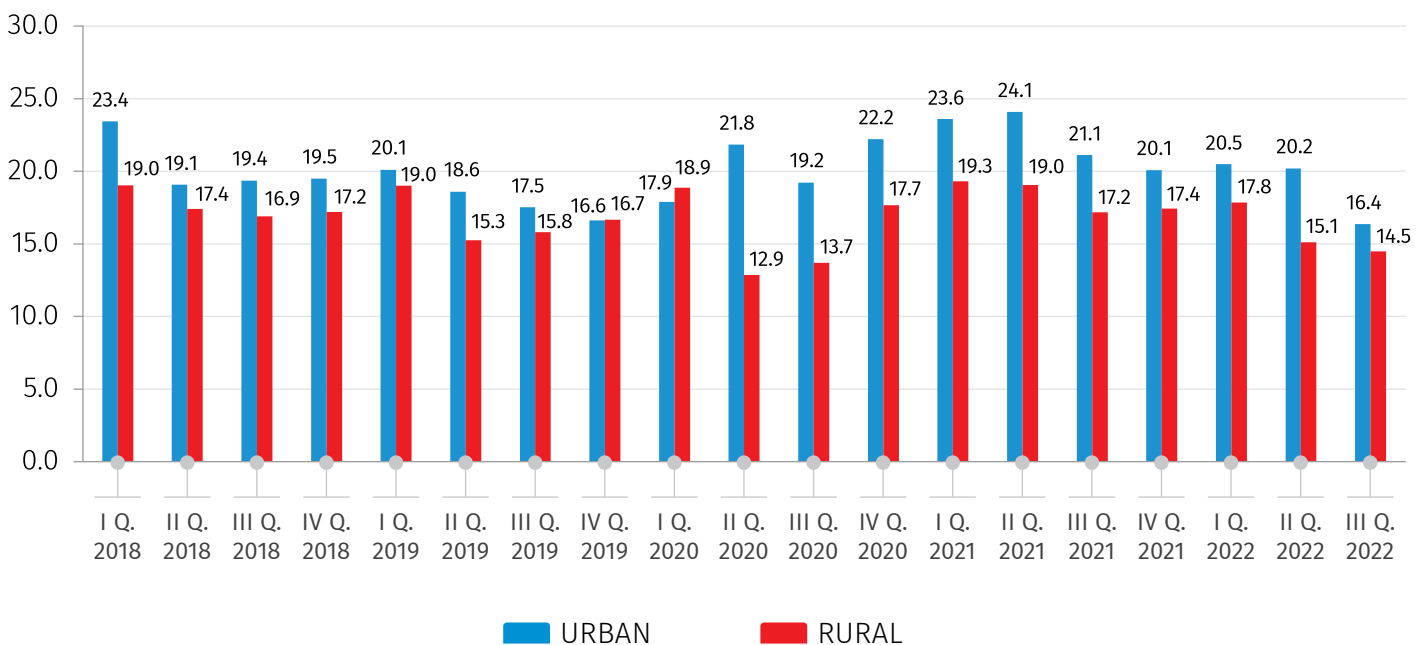
In the III quarter of 2022, the unemployment rate decreased in urban as well as in rural settlements by 4.8 and 2.7 percentage points, respectively compared to the corresponding period of the previous year.

The chart below presents the unemployment rate in urban-rural areas and quarters of 2018-2022 years.

CHART №4

UNEMPLOYMENT RATE BY URBAN-RURAL AREAS

(%)



NATIONAL STATISTICS OFFICE OF GEORGIA

18.11.2022

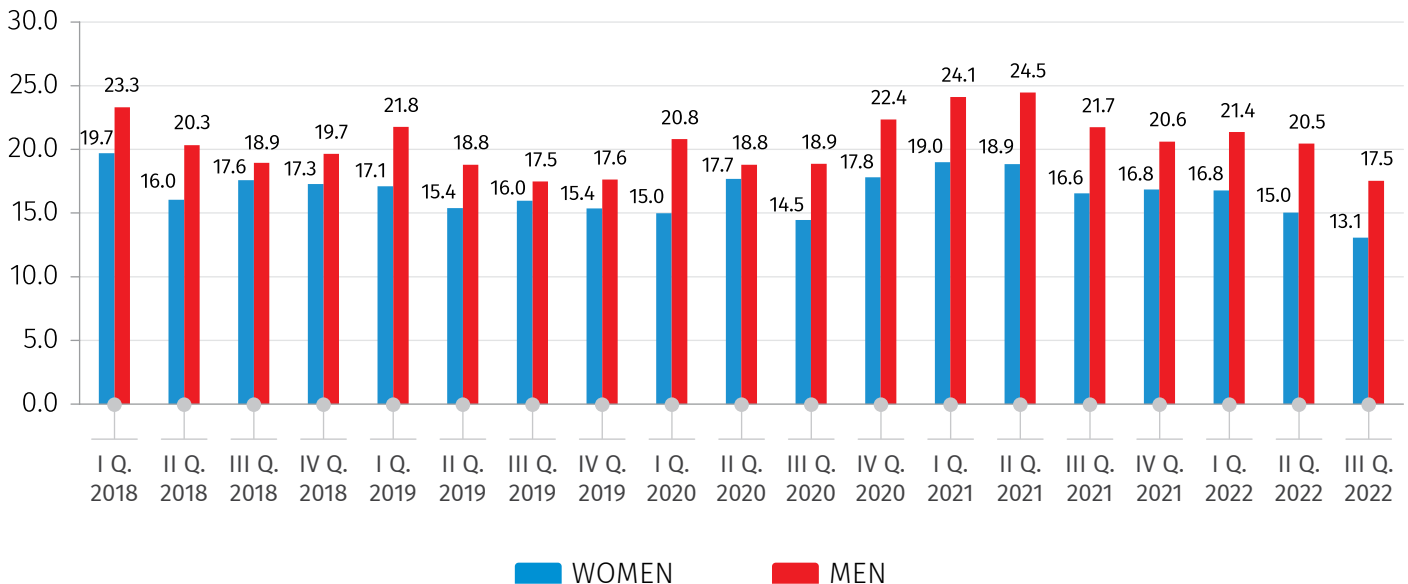
Traditionally, the unemployment rate is higher for men than for women. In the III quarter of 2022, compared to the corresponding period of the previous year, this indicator decreased for women by 3.5 percentage points, while it decreased by 4.2 percentage points for men.

The chart below presents the unemployment rate by sex and quarters of 2018-2022 years.

CHART №5

UNEMPLOYMENT RATE BY SEX

(%)



NATIONAL STATISTICS OFFICE OF GEORGIA

18.11.2022

The labour force participation rate is higher for men than for women. In the III quarter of 2022, the indicator for women was 43.4 percent and for men – 65.3 percent. The labour force participation rate for women increased by 1.0 percentage points, while for men it increased by 0.5 percentage points, compared to the corresponding period of the previous year.

The chart below presents the labour force participation rate by sex and quarters of 2018-2022 years.

CHART №6

LABOUR FORCE PARTICIPATION RATE BY SEX
(%)



NATIONAL STATISTICS OFFICE OF GEORGIA

18.11.2022

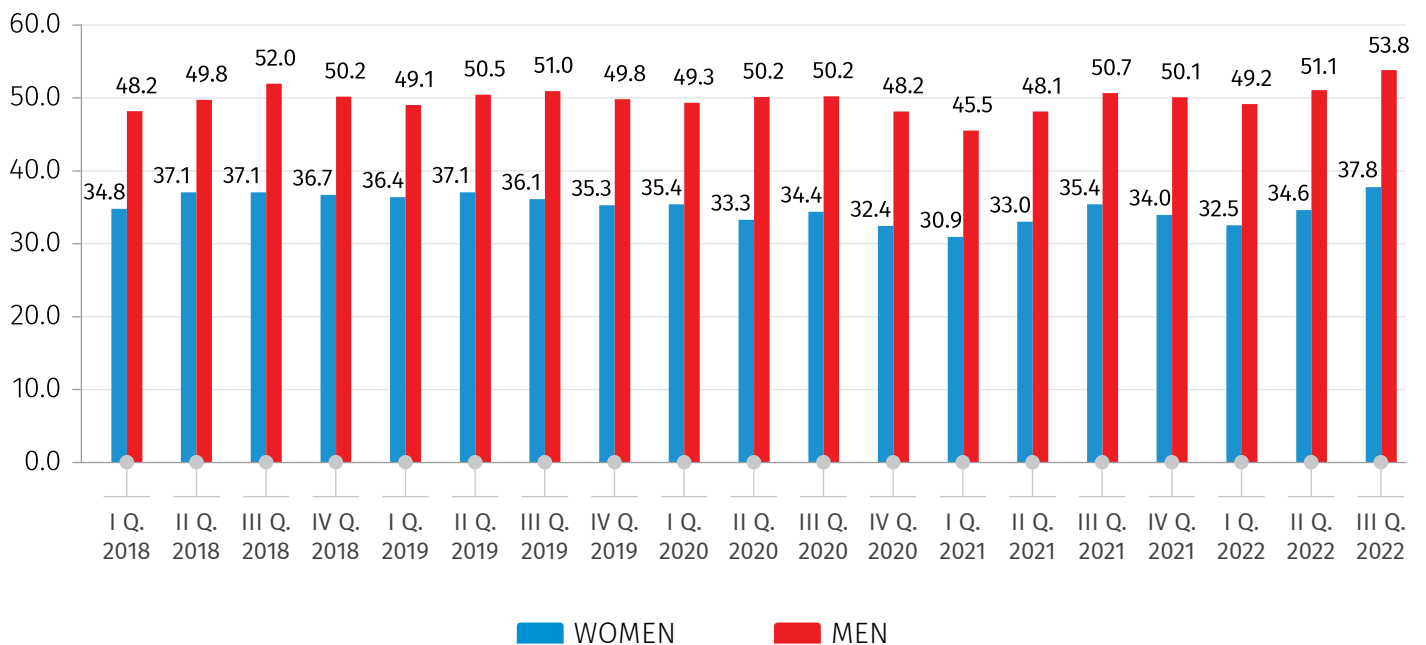
In the III quarter of 2022, the employment rate for women as well as for men increased by 2.4 and 3.2 percentage points, respectively compared to the corresponding period of the previous year.

The chart below illustrates the employment rate by sex and quarters of 2018-2022 years.

CHART №7

EMPLOYMENT RATE BY SEX

(%)



CONTACT PERSONS:

Vasil Tsakadze, Tel.: (+995 32) 236 72 10 (600), E-mail: vtsakadze@geostat.ge

Mariam Kavelashvili. Tel.: (+995 32) 236 72 10 (020), E-mail: mkavelashvili@geostat.ge