

NATIONAL STATISTICS OFFICE OF GEORGIA

**PRODUCER PRICE INDEX
FOR INDUSTRIAL PRODUCTS
IN GEORGIA
2022 OCTOBER**



21.11.2022

PRODUCER PRICE INDEX FOR INDUSTRIAL PRODUCTS IN GEORGIA

OCTOBER 2022

In October 2022 the Producer Price Index for Industrial Products decreased by 0.8 percent compared to the previous month, while compared to October 2021 the index growth amounted to 5.6 percent.

The prices for **products from mining and quarrying** decreased by 2.2 percent **compared to September 2022**, resulting in a -0.14 percentage point contribution to the overall monthly PPI change. Within the group a noteworthy price decrease was registered for metal ores (-3.5 percent). In the same period the prices for **manufactured products** decreased by 0.9 percent, contributing -0.79 percentage points to the monthly index change. Within the group a noteworthy price decrease was registered for basic metals (-5.5 percent). Besides, the prices increased for **electricity, gas, steam and air conditioning** by 1.9 percent, contributing 0.15 percentage points to the monthly index change.

The annual PPI rate was mainly affected by price changes for the following products:

- **Products from mining and quarrying:** the prices were 19.2 percent lower, contributing -1.59 percentage points to the overall annual index change. Within the group the prices were lower for the subgroup of metal ores (-28.2 percent);
- **Manufactured products:** the prices increased by 9.8 percent, contributing 7.88 percentage points to the overall annual index growth. There was a notable increase in the prices for the following subgroups: food products (11.0 percent), chemicals and chemical products (82.9 percent) and other non-metallic mineral products (13.3 percent);
- **Electricity, gas, steam and air conditioning:** the annual price decrease amounted to 5.8 percent, which contributed -0.59 percentage points to the annual index change;
- **Water supply, sewerage, waste management and remediation services:** the annual price decrease amounted to 2.4 percent, which contributed -0.06 percentage points to the annual index growth.

NATIONAL STATISTICS OFFICE OF GEORGIA

21.11.2022

The following table presents the Producer Price Index (compared to the previous month and the corresponding month of the previous year) and the relevant contributions of the products to the changes in the overall index:

PRODUCER PRICE INDEX FOR INDUSTRIAL PRODUCTS IN GEORGIA OCTOBER 2022

CODE	GROUPS	OVER SEPTEMBER 2022	CONTRIBUTIONS* TO MONTHLY CHANGES	OVER OCTOBER 2021	CONTRIBUTIONS* TO ANNUAL CHANGES
	TOTAL	99.2	-0.78	105.6	5.63
B	Mining and quarrying	97.8	-0.14	80.8	-1.59
05	Coal and lignite	98.9	0.00	123.1	0.02
06	Crude petroleum and natural gas	108.5	0.01	114.4	0.02
07	Metal ores	96.5	-0.17	71.8	-1.89
08	Other mining and quarrying products	101.1	0.02	119.2	0.25
C	Manufactured products	99.1	-0.79	109.8	7.88
10	Food products	99.5	-0.16	111.0	3.01
11	Beverages	99.4	-0.11	97.1	-0.58
12	Tobacco products	100.0	0.00	100.0	0.00
13	Textiles	90.0	-0.03	89.7	-0.03
14	Wearing apparel	99.6	-0.01	124.3	0.44
15	Leather and related products	98.2	0.00	102.6	0.00
16	Wood and of products of wood and cork, except furniture; articles of straw and plaiting materials	98.8	-0.01	104.1	0.04
17	Paper and paper products	99.3	-0.01	124.5	0.22
18	Printing and recording services	107.3	0.05	97.3	-0.02
19	Coke and refined petroleum products	101.1	0.00	94.8	-0.01
20	Chemicals and chemical products	95.9	-0.11	182.9	4.43
21	Basic pharmaceutical products and pharmaceutical preparations	107.7	0.11	96.6	-0.06
22	Rubber and plastic products	98.4	-0.04	102.8	0.09
23	Other non-metallic mineral products	100.3	0.03	113.3	1.20
24	Basic metals	94.5	-0.40	85.9	-1.11

* Individual contributions may not sum up to the total changes in the index due to rounding.

NATIONAL STATISTICS OFFICE OF GEORGIA

21.11.2022

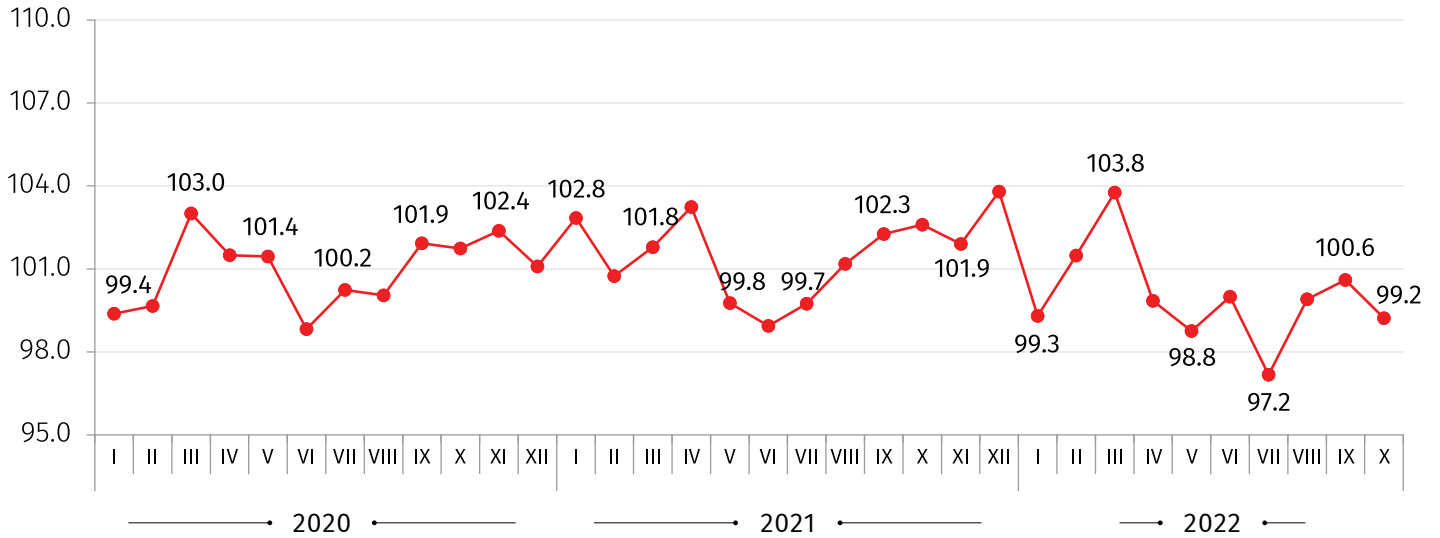
CODE	GROUPS	OVER SEPTEMBER 2022	CONTRIBUTIONS* TO MONTHLY CHANGES	OVER OCTOBER 2021	CONTRIBUTIONS* TO ANNUAL CHANGES
25	Fabricated metal products, except machinery and equipment	98.8	-0.03	103.1	0.07
27	Electrical equipment	91.0	-0.06	118.4	0.11
28	Machinery and equipment n.e.c.	96.6	0.00	96.0	0.00
30	Other transport equipment	100.0	0.00	98.6	0.00
31	Furniture	98.7	-0.02	110.9	0.14
32	Other manufactured goods	100.3	0.00	80.8	-0.05
33	Repair and installation services of machinery and equipment	100.0	0.00	94.2	-0.01
D	Electricity, gas, steam and air conditioning	101.9	0.15	94.2	-0.59
35	Electricity, gas, steam and air conditioning	101.9	0.15	94.2	-0.59
E	Water supply, sewerage, waste management and remediation services	100.1	0.00	97.6	-0.06
36	Natural water, water treatment and supply services	100.0	0.00	101.8	0.03
38	Waste collection, treatment and disposal services; materials recovery services	100.2	0.00	89.0	-0.09

* Individual contributions may not sum up to the total changes in the index due to rounding.

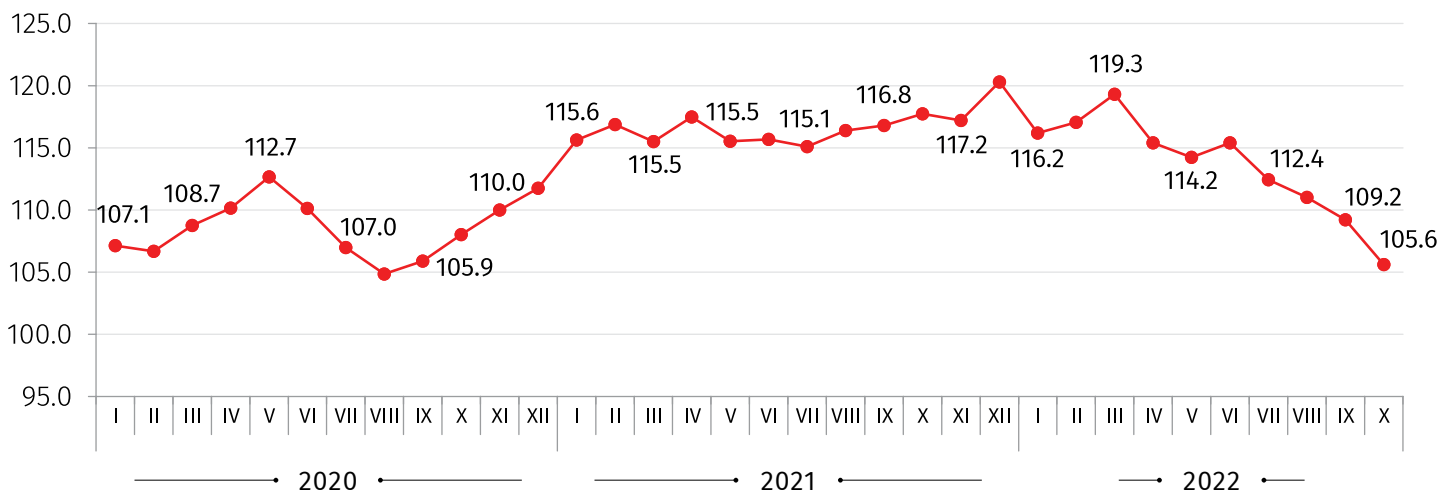
NATIONAL STATISTICS OFFICE OF GEORGIA

21.11.2022

PRODUCER PRICE INDEX FOR INDUSTRIAL PRODUCTS (PREVIOUS MONTH=100)



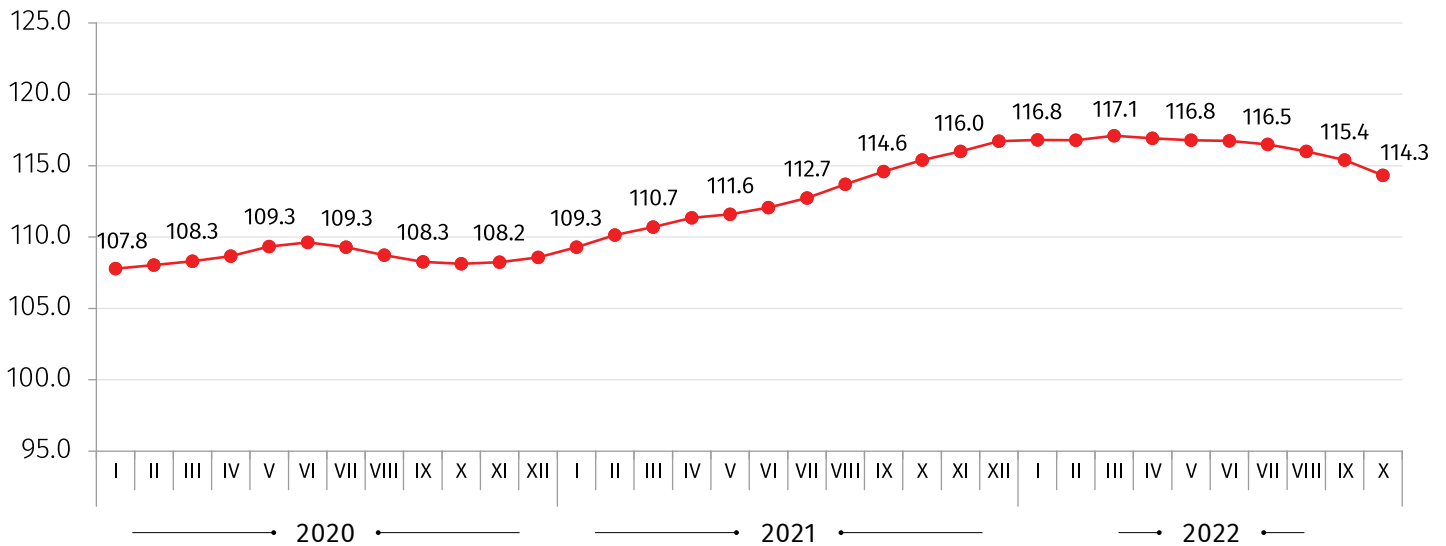
PRODUCER PRICE INDEX FOR INDUSTRIAL PRODUCTS (THE SAME MONTH OF THE PREVIOUS YEAR =100)



NATIONAL STATISTICS OFFICE OF GEORGIA

21.11.2022

PRODUCER PRICE INDEX FOR INDUSTRIAL PRODUCTS (12 MONTH AVERAGE OVER THE PREVIOUS 12 MONTH AVERAGE)



CONTACT PERSON:

Giorgi Tetrauli, Tel: (+995 32) 236 72 10 (400). E-mail: gtetrauli@geostat.ge

Mariam Kavelashvili. Tel: (+995 32) 236 72 10 (020). E-mail: mkavelashvili@geostat.ge