



**NATIONAL STATISTICS OFFICE OF GEORGIA**

# **AVERAGE MONTHLY NOMINAL EARNINGS OF EMPLOYEES**

**2022 III QUARTER**



16.12.2022

## AVERAGE MONTHLY NOMINAL EARNINGS OF EMPLOYEES

(III QUARTER, 2022)

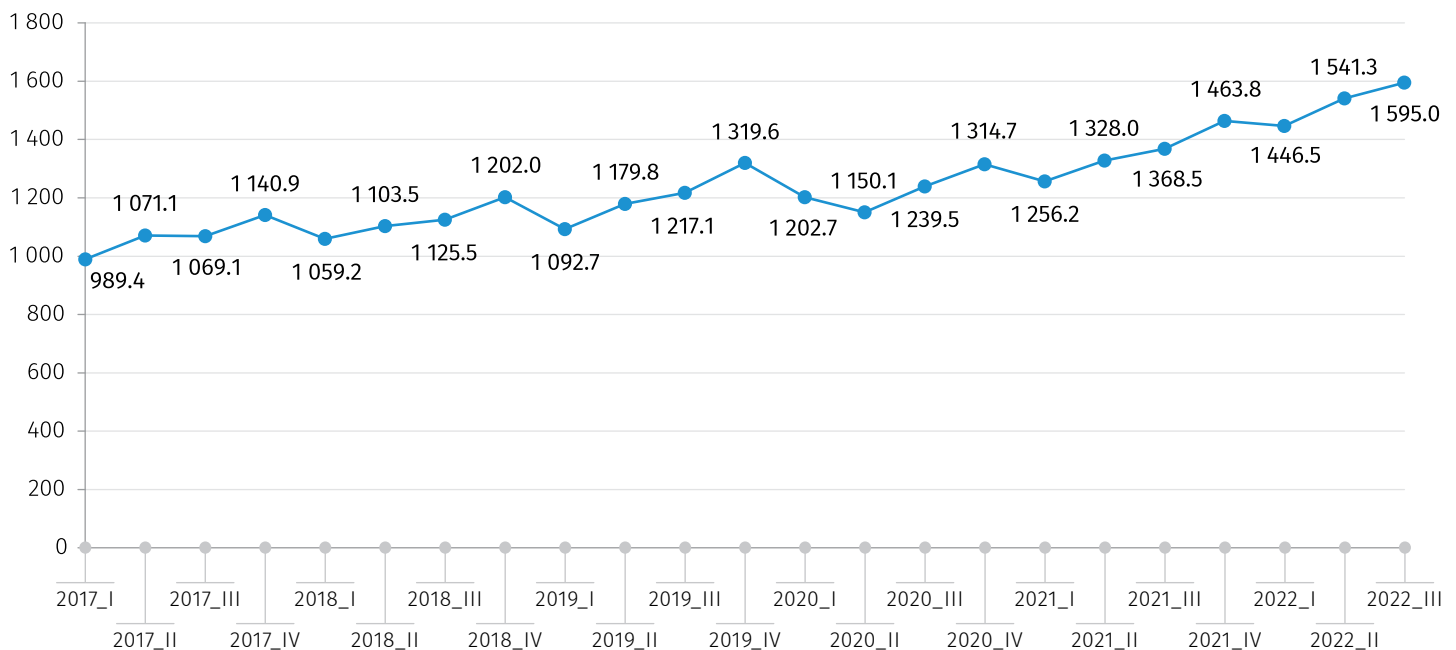
In the III quarter of 2022, the average monthly nominal earnings in Georgia increased by 16.5 percent (226.5 Gel) compared to the same quarter of the previous year and amounted to 1 595.0 Gel.

The chart below presents the distribution of the average monthly earnings of employees in 2017-2022, by quarters.

CHART №1

### AVERAGE MONTHLY EARNINGS BY QUARTERS

(GEL)



According to the economic activity the highest monthly earnings were observed in the following fields:

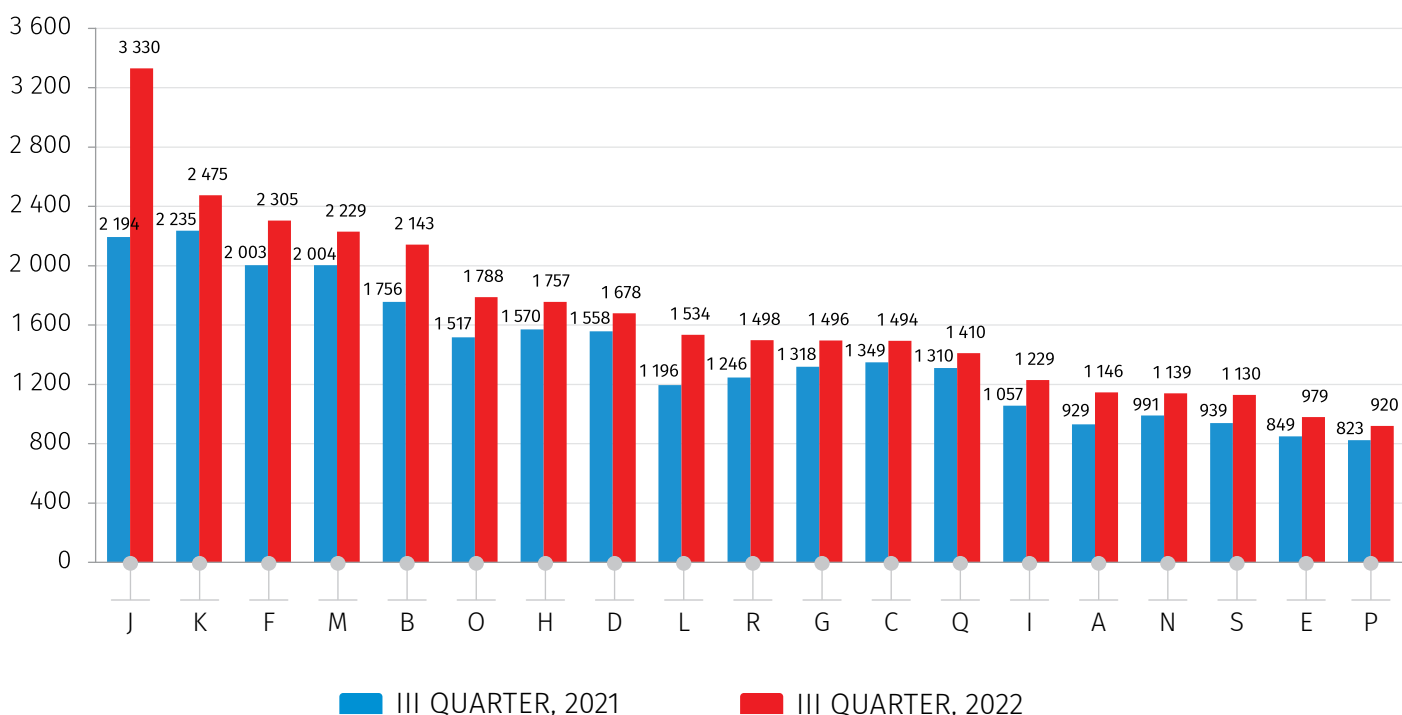
- Information and communication – 3 330.4 Gel (increased by 51.8 percent compared to the corresponding period of the previous year)
- Financial and insurance activities – 2 474.7 Gel (increased by 10.7 percent)
- Construction – 2 304.9 Gel (increased by 15.1 percent)
- Professional, scientific and technical activities – 2 229.1 Gel (increased by 11.3 percent)

16.12.2022

The chart below presents the distribution of the average monthly earnings by economic activity in the III quarter of 2021-2022.

CHART №2

### AVERAGE MONTHLY EARNINGS BY ECONOMIC ACTIVITY IN THE III QUARTER OF 2021-2022 (GEL)



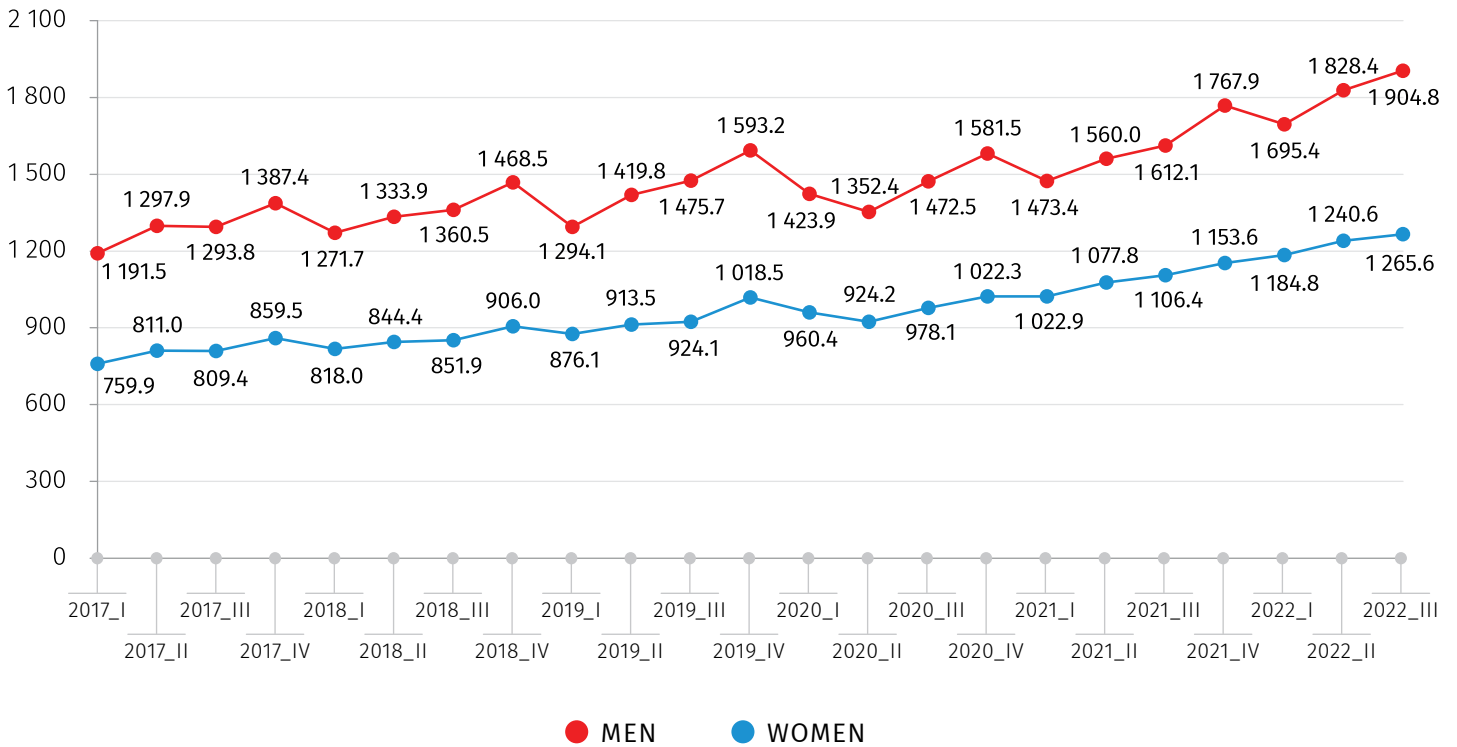
In the III quarter of 2022, the average earnings equaled to 1 265.6 Gel for women, while 1 904.8 Gel for men. The annual growth of earnings amounted to 159.2 Gel (14.4%) for women and 292.7 Gel (18.2%) for men. In most sectors of economy, the average monthly earnings of men were higher than women's.

The chart below presents the distribution of the average monthly earnings of employees by sex in 2017-2022, by quarters.

16.12.2022

CHART №3

AVERAGE MONTHLY EARNINGS BY SEX  
(GEL)



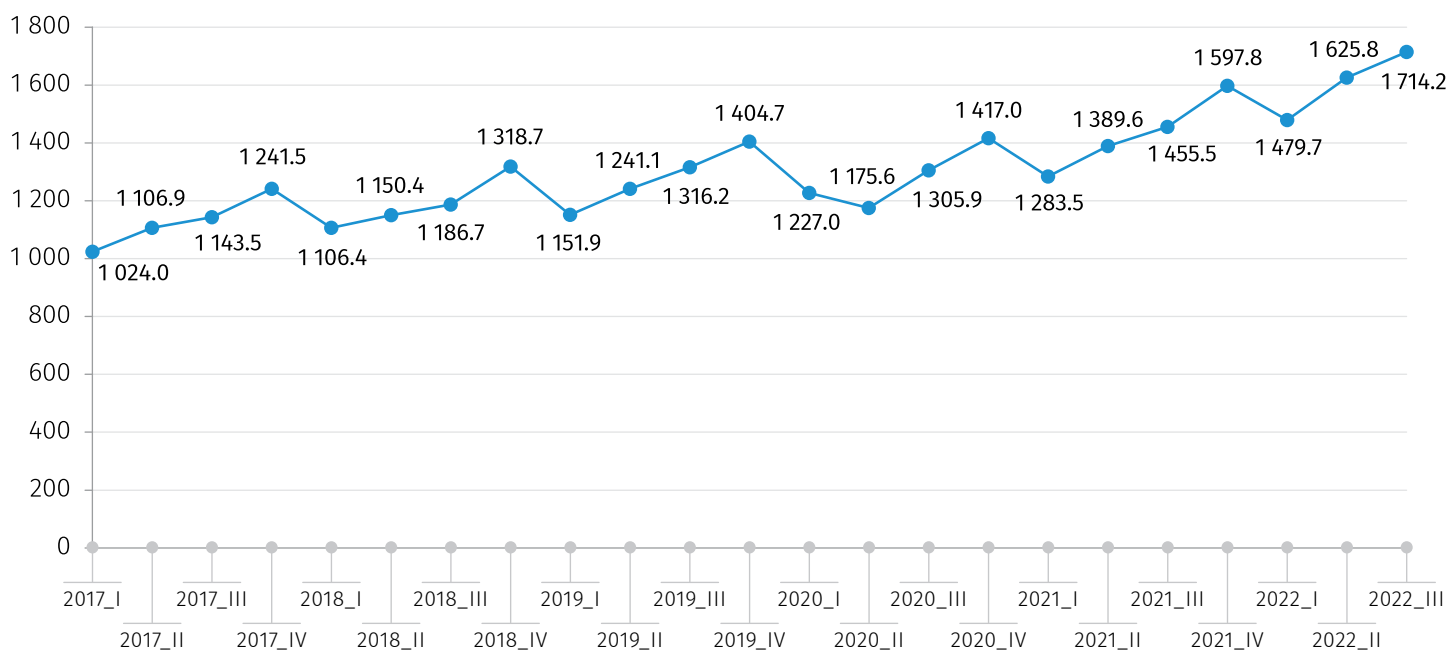
In the III quarter of 2022, the average monthly earnings of hired employees in the business sector increased by 258.7 Gel (17.8%) and equaled 1 714.2 Gel. According to the economic activity the highest monthly earnings were observed in Information and communication (3 434.0 Gel, increased by 54.6 percent compared to the corresponding period of the previous year) and Arts, entertainment and recreation activities (2 732.2 Gel, increased by 16.9 percent).

The chart below presents the distribution of the average monthly earnings of employees in the business sector in 2017-2022, by quarters.

16.12.2022

CHART №4

**AVERAGE MONTHLY EARNINGS OF EMPLOYEES IN BUSINESS SECTOR  
(GEL)**



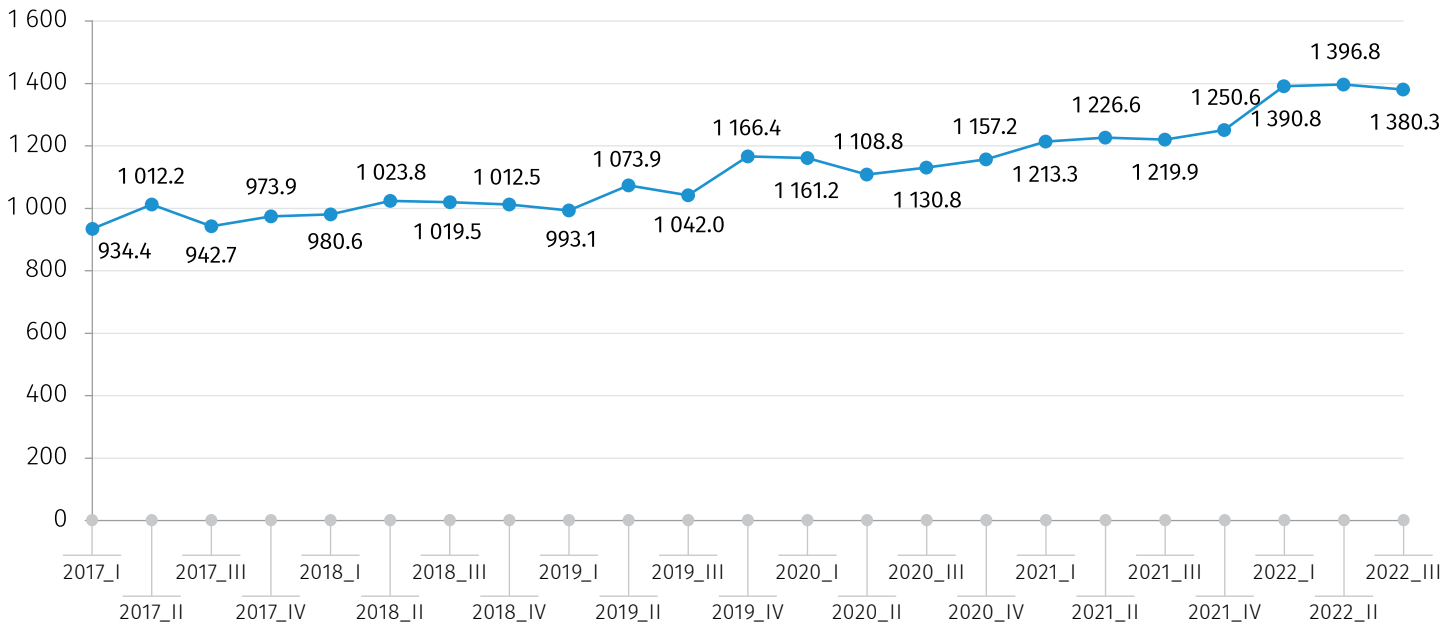
In the III quarter of 2022, compared to the same quarter of the previous year, the average monthly earnings of hired employees in the non-business and financial sector increased by 160.3 Gel (13.1%) and amounted to 1 380.3 Gel. According to the economic activity the highest monthly earnings were observed in the Financial and insurance activities.

The chart below presents the distribution of the average monthly earnings of employees in the non-business and financial sector in 2017-2022, by quarters.

16.12.2022

CHART №5

**AVERAGE MONTHLY EARNINGS OF EMPLOYEES  
IN NON-BUSINESS AND FINANCIAL SECTOR  
(GEL)**



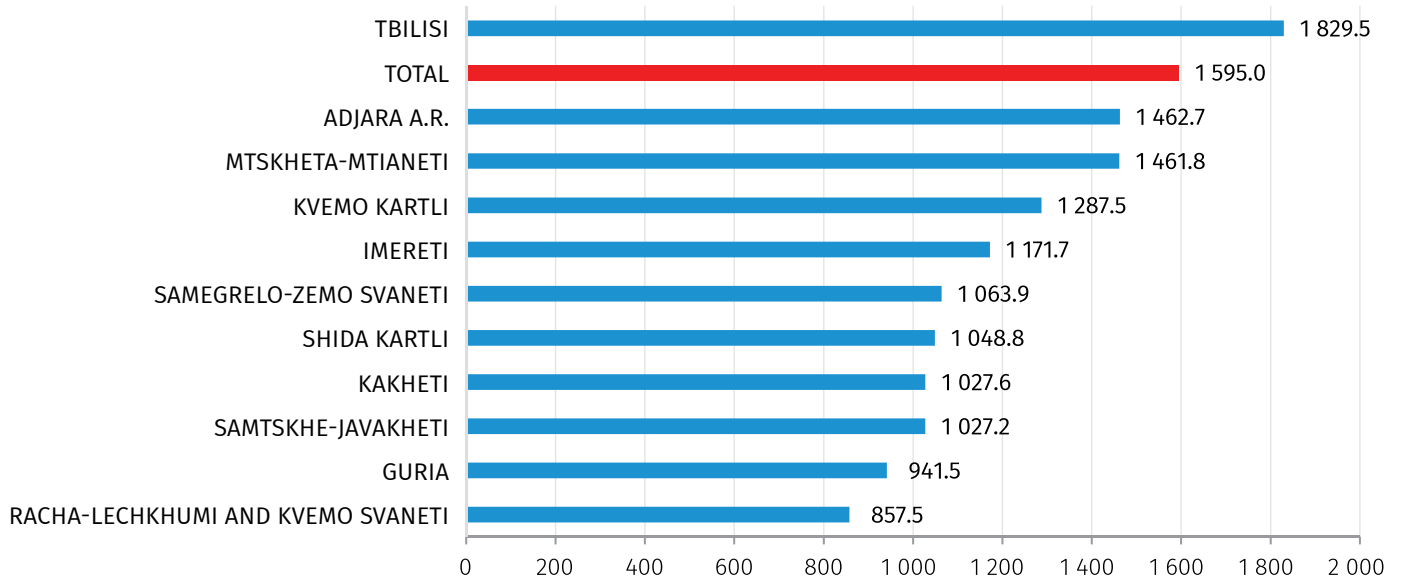
Tbilisi and Adjara A.R. are leading regions by amount of the average earnings.

The chart below presents the distribution of the average monthly nominal earnings of employees by regions in the III quarter of 2022.

16.12.2022

CHART №6

**AVERAGE MONTHLY NOMINAL EARNINGS OF EMPLOYEES BY REGIONS\***  
(GEL)



\* Some enterprises and organizations are represented by the location of the head office.

16.12.2022

NOTES

Classification of the economic activities used in the release is based on the European standard **NACE rev.2**

Definition of Sections:

A	Agriculture, forestry and fishing
B	Mining and quarrying
C	Manufacturing
D	Electricity, gas, steam and air conditioning supply
E	Water supply, sewerage, waste management and remediation activities
F	Construction
G	Wholesale and retail trade; repair of motor vehicles and motorcycles
H	Transportation and storage
I	Accommodation and food service activities
J	Information and communication
K	Financial and insurance activities
L	Real estate activities
M	Professional, scientific and technical activities
N	Administrative and support service activities
O	Public administration and defence; compulsory social security
P	Education
Q	Human health and social work activities
R	Arts, entertainment and recreation
S	Other service activities

CONTACT PERSONS:

Vasil Tsakadze, Tel.: (+995 32) 236 72 10 (600). E-mail: [vtsakadze@geostat.ge](mailto:vtsakadze@geostat.ge)

Mariam Kavelashvili, Tel.: (+995 32) 236 72 10 (020). E-mail: [mkavelashvili@geostat.ge](mailto:mkavelashvili@geostat.ge)