

**NATIONAL STATISTICS OFFICE OF GEORGIA**

# **AGRICULTURE OF GEORGIA**

**2022 AND IV QUARTER OF 2022**

**(PRELIMINARY DATA ON  
ANIMAL HUSBANDRY)**



16.02.2023

**AGRICULTURE OF GEORGIA**  
**2022 AND IV QUARTER OF 2022**  
(PRELIMINARY DATA ON ANIMAL HUSBANDRY)

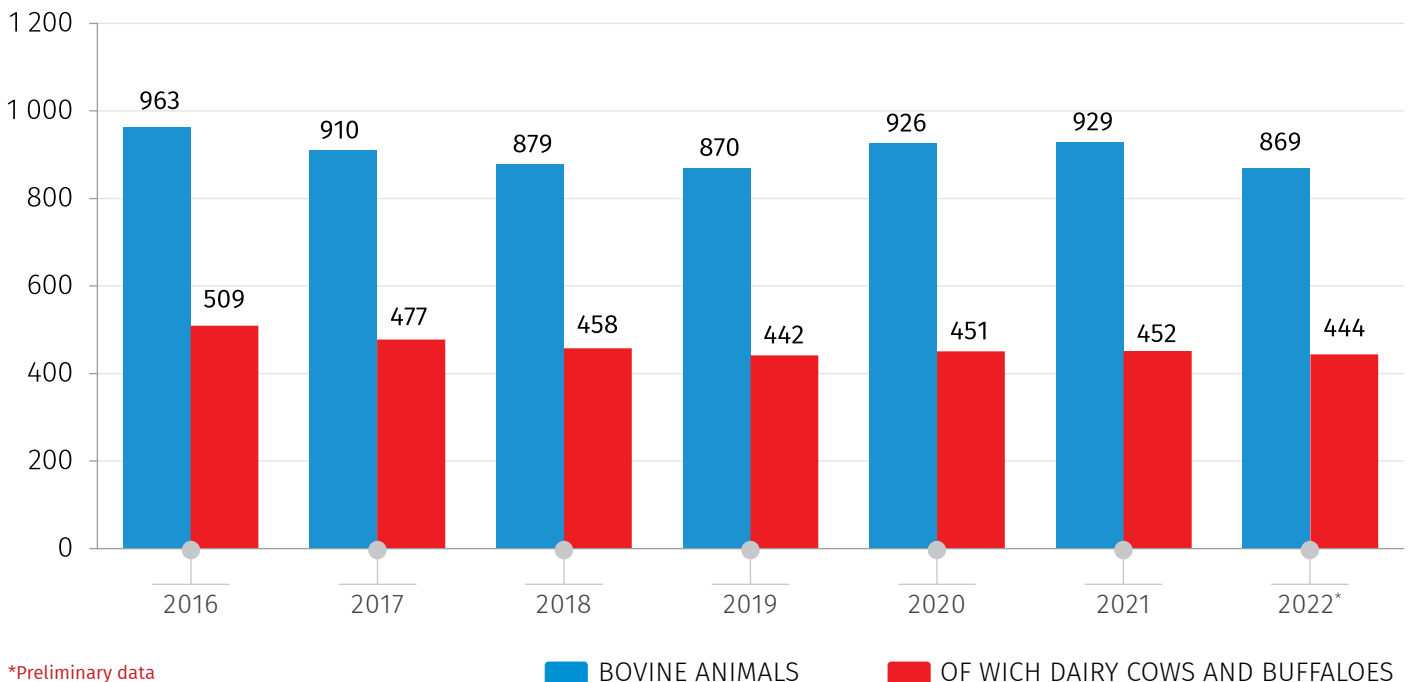
According to the preliminary data, at the end of 2022 the number of bovine animals reached 868.7 thousand heads which are 6.5 percent less compared to 2021. Among them, the total number of dairy cows and buffaloes amounted to 444.0 thousand heads which are 1.7 percent less compared to the same period of the previous year.

The number of pigs equaled 139.9 thousand heads which are 8.5 percent less than at the same period of the previous year.

The number of poultry reached 9.7 million heads which are 4.3 percent more compared to the same period of the previous year.

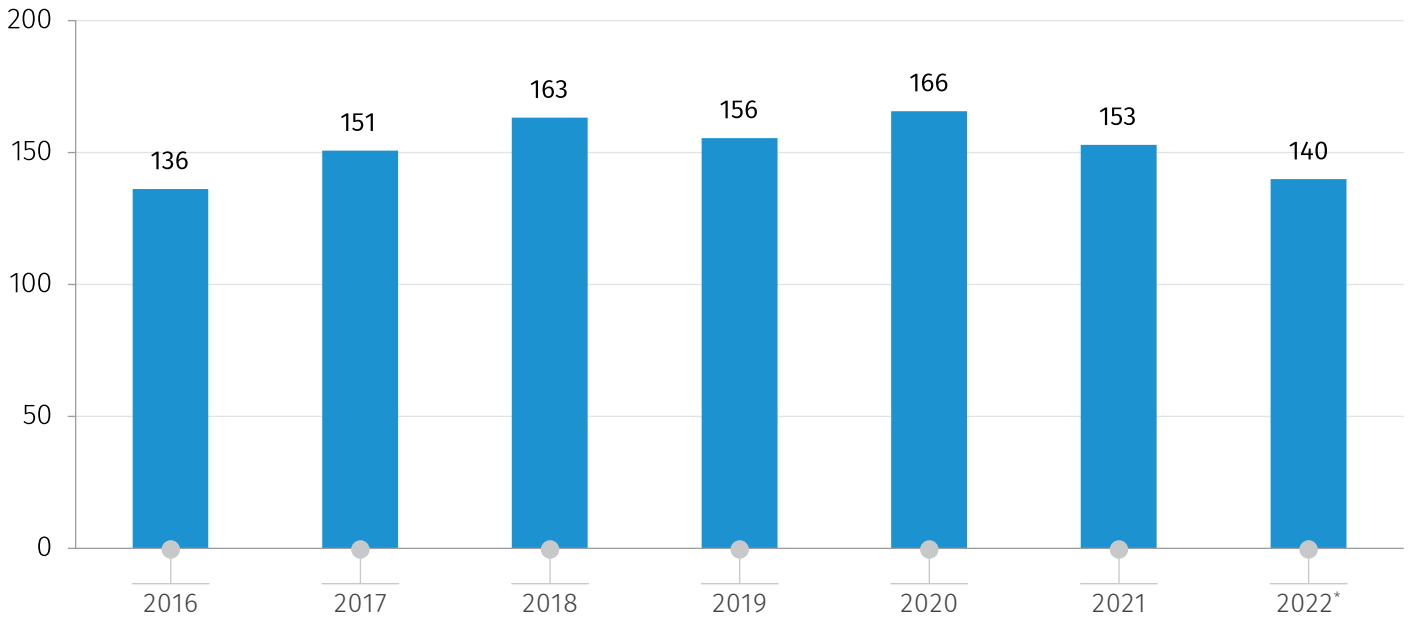
The charts below present the number of bovine animals, pigs and poultry by the ends of 2016-2022.

**NUMBER OF BOVINE ANIMALS BY THE END OF 2016-2022**  
(THS. HEADS)



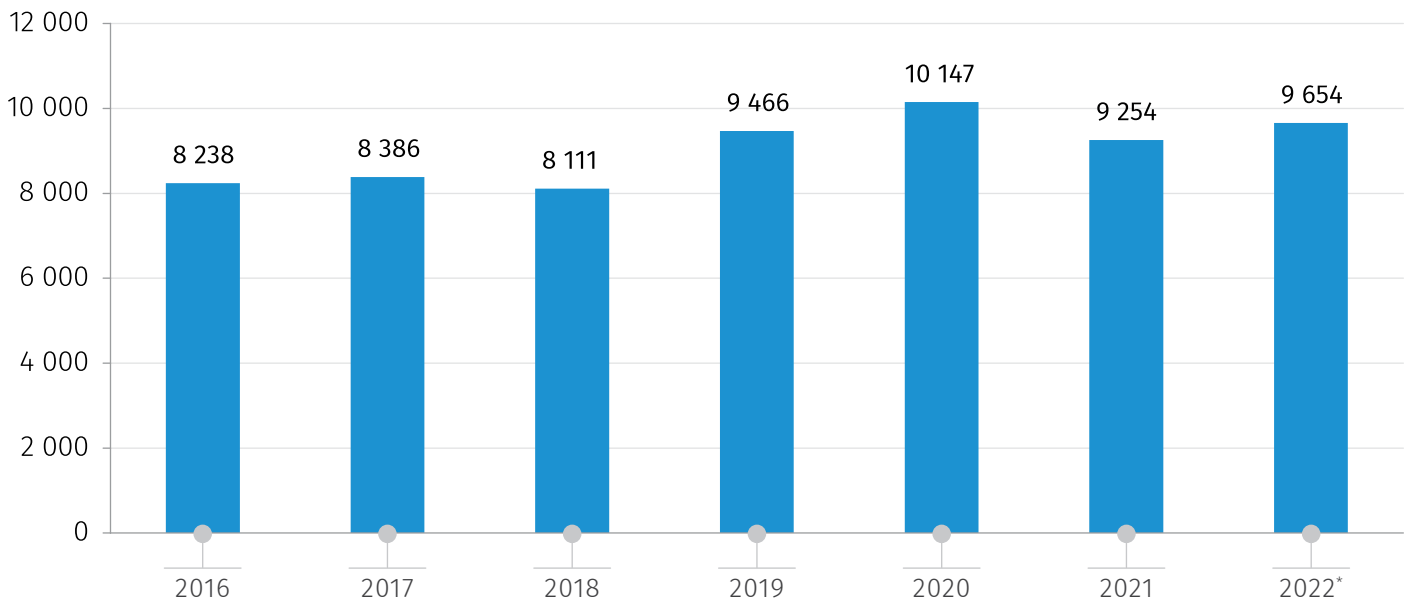
16.02.2023

**NUMBER OF PIGS BY THE END OF 2016-2022**  
(THS. HEADS)



\*Preliminary data

**NUMBER OF POULTRY BY THE END OF 2016-2022**  
(THS. HEADS)



\*Preliminary data

16.02.2023

According to the preliminary data, in the 4th quarter of 2022 milk production decreased by 5.1 percent compared to the same period of the previous year and it has consisted of 97.5 million litres. The annual milk production of 2022 decreased by 2.2 percent compared to the results of 2021 and it amounted to 574.7 million litres.

In the 4th quarter of 2022 meat production was 3.6 percent less than in the same period of 2021 and it has consisted of 23.9 thousand tons. In 2022, the annual production of meat was 2.9 percent more than in 2021 and it amounted to 74.7 thousand tons.

In the 4th quarter of 2022 egg production amounted to 156.2 million pieces which are 4.5 percent less than in the same period of the previous year. The annual egg production of 2022 decreased by 0.9 percent compared to 2021 and it has amounted to 648.9 million pieces.

The diagrams below present the volume of animal products produced in 2016-2022.

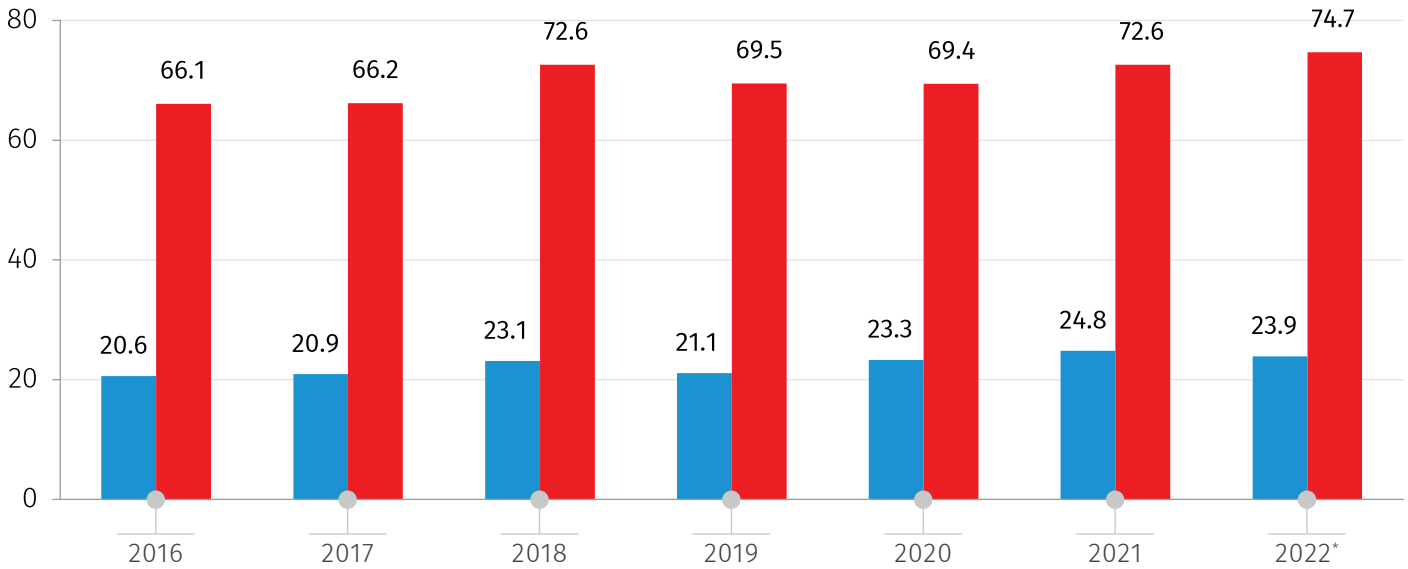
**MILK PRODUCTION IN 2016-2022**  
(MILL. LITRES)



## NATIONAL STATISTICS OFFICE OF GEORGIA

16.02.2023

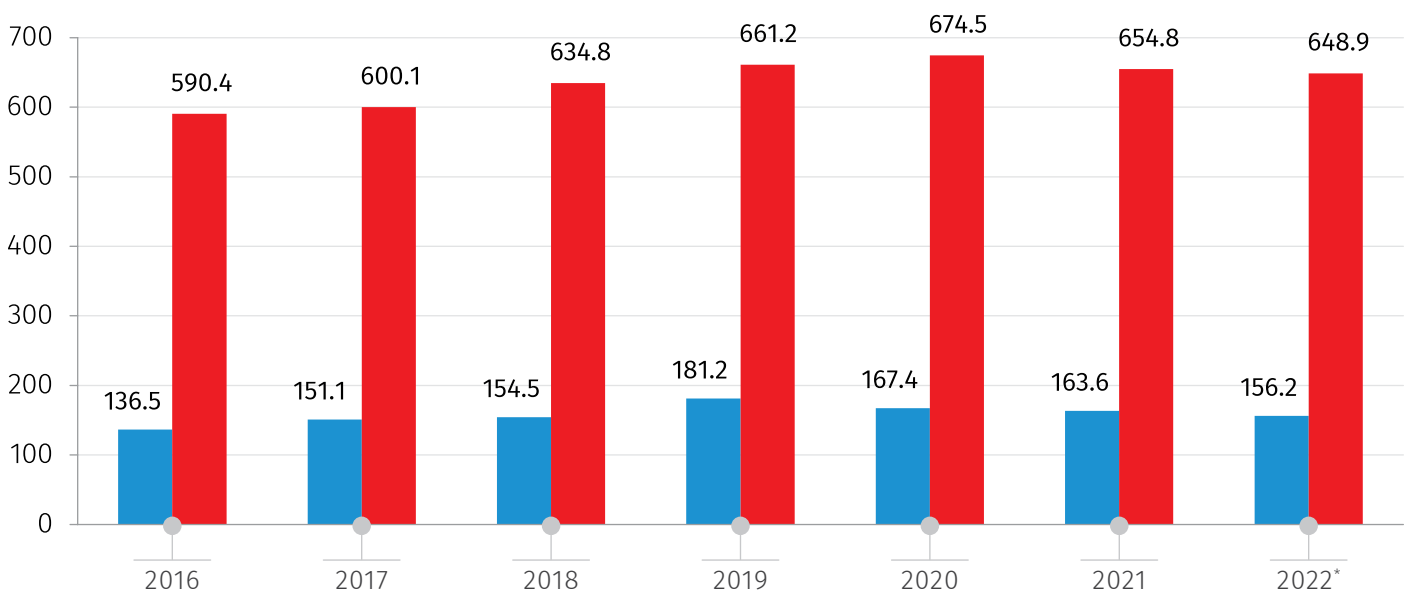
### MEAT PRODUCTION IN 2016-2022 (THS. TONS)



\*Preliminary data

■ IV QUARTER ■ YEAR

### EGG PRODUCTION IN 2016-2022 (MILL. PIECES)



\*Preliminary data

■ IV QUARTER ■ YEAR

## NATIONAL STATISTICS OFFICE OF GEORGIA

16.02.2023

The following tables present data of 2021-2022 on the number of livestock and poultry and their export and import, as well as the production of livestock products in quarterly terms.

### NUMBER OF LIVESTOCK AND POULTRY BY THE END OF THE QUARTER IN 2021-2022 (THS. HEADS)

	2021				2022*			
	I Q	II Q	III Q	IV Q	I Q	II Q	III Q	IV Q
Bovine animals	1 015.1	1 015.1	964.2	928.6	1 014.6	997.0	933.0	868.7
Of which dairy cows and buffaloes	457.3	461.6	456.3	451.7	468.5	470.9	457.8	444.0
Pigs	179.0	207.1	240.8	152.9	170.2	194.8	202.4	139.9
Poultry	9 697.3	12 046.0	10 614.8	9 253.6	10 292.0	11 055.8	10 582.5	9 654.2

\*Preliminary data

### EXPORT OF LIVESTOCK AND POULTRY IN 2021-2022 (THS. HEADS)

	2021					2022*				
	I Q	II Q	III Q	IV Q	YEAR	I Q	II Q	III Q	IV Q	YEAR
Bovine animals	16.1	11.1	20.7	33.4	<b>81.3</b>	18.4	25.6	48.7	38.9	<b>131.6</b>
Pigs	-	-	1.2	0.8	<b>2.0</b>	0.4	0.3	1.8	1.0	<b>3.5</b>
Poultry	699.0	1 733.3	1 779.9	1 530.0	<b>5 742.2</b>	1 930.7	3 358.9	3 441.3	4 873.3	<b>13 604.1</b>

\*Preliminary data

## NATIONAL STATISTICS OFFICE OF GEORGIA

16.02.2023

### IMPORT OF LIVESTOCK AND POULTRY IN 2021-2022

(THS. HEADS)

	2021					2022*				
	I Q	II Q	III Q	IV Q	YEAR	I Q	II Q	III Q	IV Q	YEAR
Bovine animals	0.2	0.4	0.8	1.0	2.3	0.3	1.1	0.2	0.5	2.0
Pigs	10.2	11.6	17.6	20.9	60.4	18.8	23.3	26.3	34.3	102.7
Poultry	1 287.5	1 996.0	1 954.1	2 366.9	7 604.4	1 733.8	1 219.8	2 111.2	2 069.9	7 134.7

\*Preliminary data

### PRODUCTION OF LIVESTOCK PRODUCTS IN 2021-2022

(THS. HEADS)

	2021					2022*				
	I Q	II Q	III Q	IV Q	YEAR	I Q	II Q	III Q	IV Q	YEAR
Meat (ths. tons)	14.5	17.8	15.5	24.8	72.6	16.7	17.7	16.4	23.9	74.7
Milk (mill. litres)	111.1	198.0	176.1	102.7	587.9	112.2	200.0	165.0	97.5	574.7
Eggs (mill. pieces)	172.5	163.9	154.8	163.6	654.8	165.5	167.7	159.5	156.2	648.9

\*Preliminary data

**Source:** National Statistics Office of Georgia.

**Note:** In some cases, the discrepancy between the totals and the sum can be explained by using rounded data.

#### Explanation of symbols:

- Magnitude nil.

Final data of 2022 will be available on June 15, 2023.

#### CONTACT PERSONS:

George Sanadze, Tel: (+995 32) 236 72 10 (500), E-mail: [gsanadze@geostat.ge](mailto:gsanadze@geostat.ge)

Mariam Kavelashvili, Tel: 2 36 72 10 (020), E-mail: [mkavelashvili@geostat.ge](mailto:mkavelashvili@geostat.ge)