

**NATIONAL STATISTICS OFFICE OF GEORGIA**

# **SURVEY RESULTS FOR LIVESTOCK SLAUGHTERHOUSES, GRAIN STORAGE ELEVATORS AND COLD STORAGE FACILITIES**

**IV QUARTER, 2022**



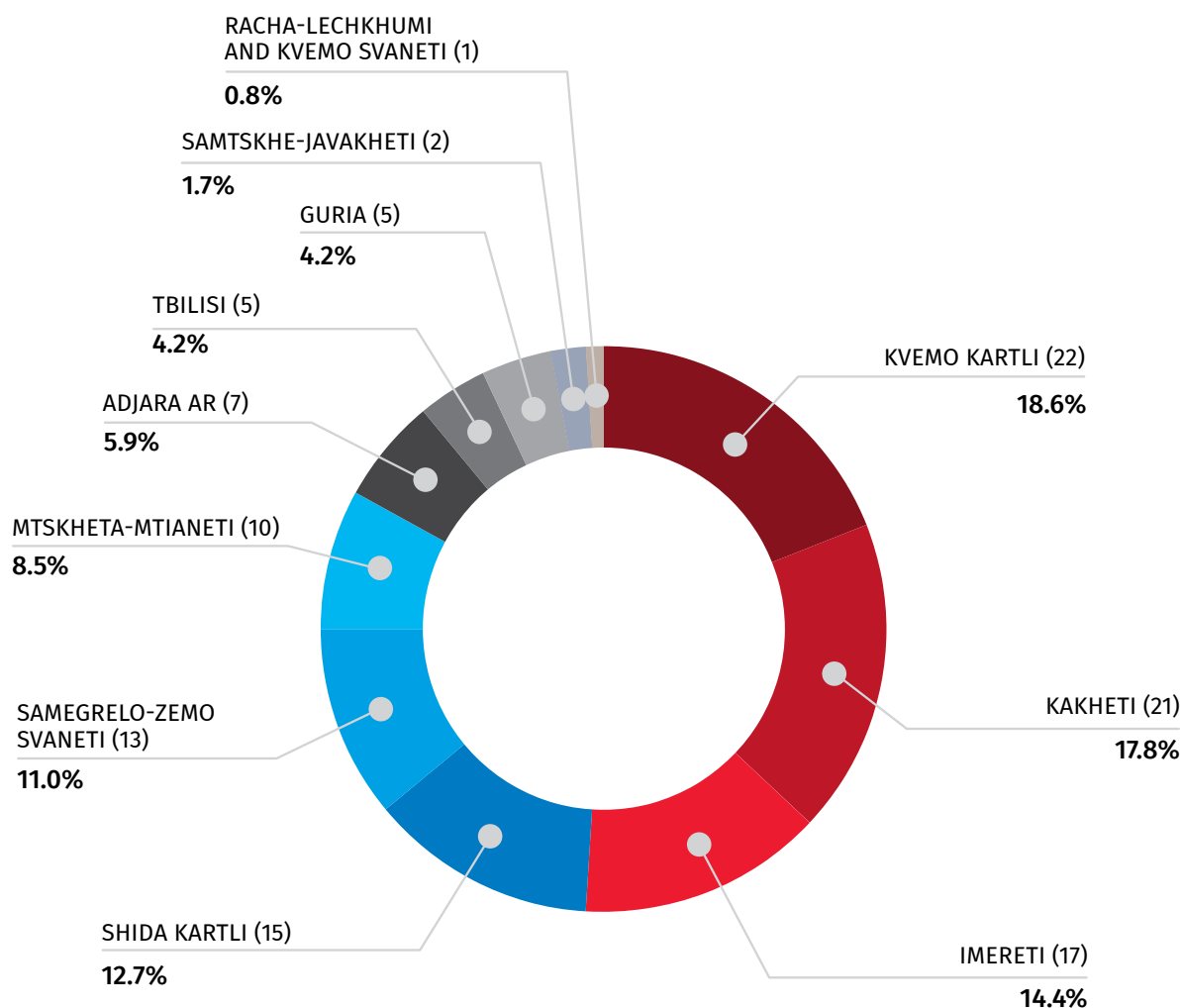
16.02.2023

## SURVEY RESULTS FOR LIVESTOCK SLAUGHTERHOUSES, ELEVATORS AND COLD STORAGE FACILITIES (IV QUARTER, 2022)

### SLAUGHTERHOUSES

The total number of active livestock and poultry slaughterhouses in Georgia in the IV quarter of 2022 were 118, of which 18.6 percent were located in Kvemo Kartli region, 17.8 percent in Kakheti region, 14.4 percent in Imereti region, 12.7 percent in Shida Kartli region, 11.0 percent in Samegrelo-Zemo Svaneti region and remained 25. percent in other regions:

### ACTIVE LIVESTOCK AND POULTRY SLAUGHTERHOUSES IN GEORGIA BY REGIONS, IV QUARTER, 2022



## NATIONAL STATISTICS OFFICE OF GEORGIA

---

16.02.2023

According to the survey, 113.3 thousand head of livestock were slaughtered in slaughterhouses in the IV quarter of 2022, of which 45.3 percent were cattle, 44.8 percent - pigs and 9.1 percent - sheep and goats. The share of other livestock (excluding poultry) slaughtered is 0.8 percent. In addition, the number of poultry slaughtered in slaughterhouses during the reporting period amounted to 3 316.7 thousand.

In total 14.1 thousand tons of meat (i.e. slaughtered weight, including poultry meat) was produced by slaughterhouses during the IV quarter of 2022, of which 39.1 percent is beef, 40.4 percent – poultry, 19.4 percent – pork, 1.2 percent – sheep and goat meat, while the share of other meat is not significant.

The service was provided to 14.5 thousand persons, 34.7 percent of which were households. Average monthly number of persons employed in slaughterhouses equaled 1 103 persons.

The average prices of the slaughter services were: 33.7 GEL per cattle, 12.9 GEL per sheep or goat and 28.0 GEL per pig.

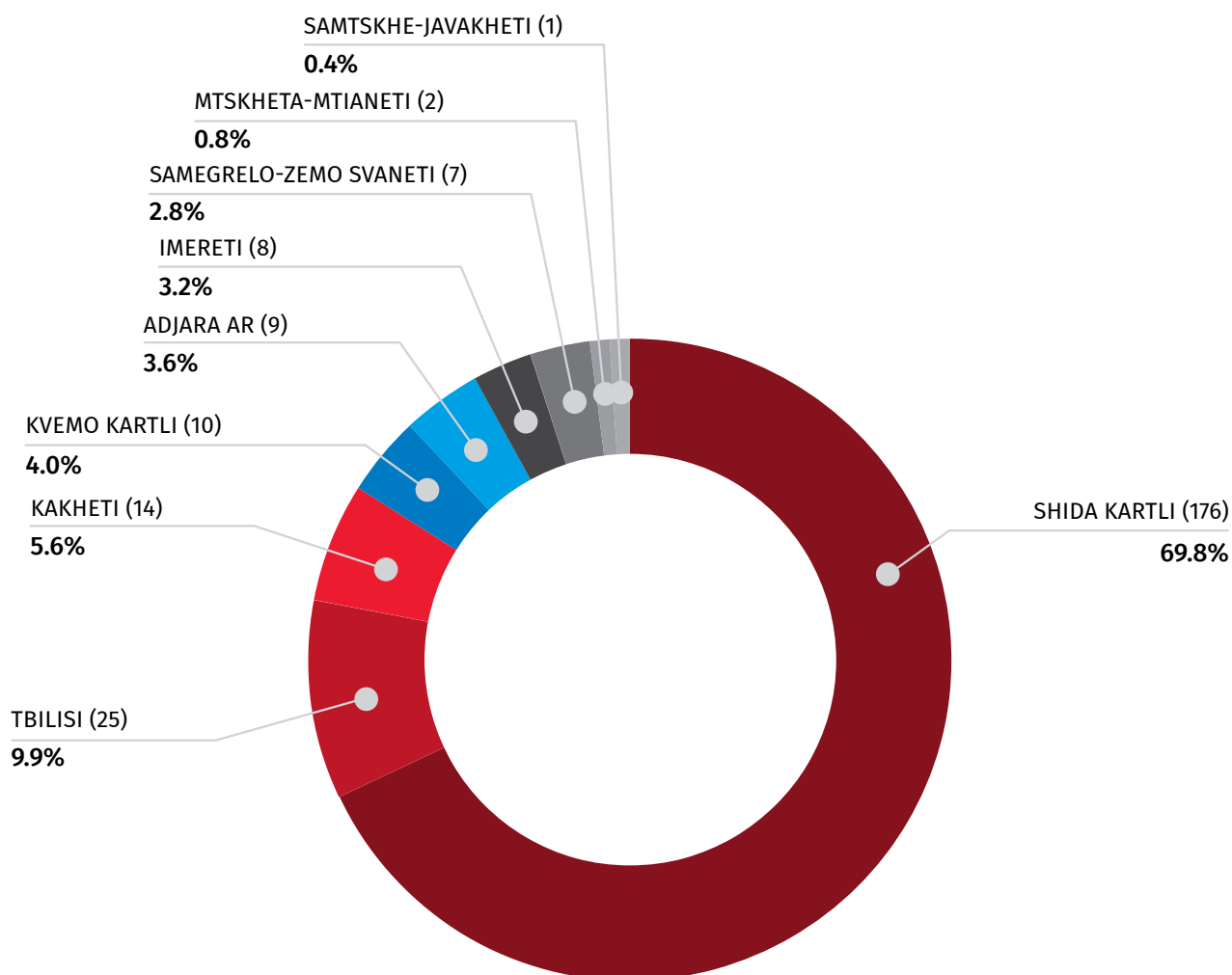
## NATIONAL STATISTICS OFFICE OF GEORGIA

16.02.2023

### COLD STORAGE FACILITIES

In the IV quarter of 2022 the number of active cold storage facilities in Georgia was 252 and most of them were located in Shida Kartli region (69.8 percent). Active cold storage facilities were also located in Tbilisi (9.9 percent), Kakheti (5.6 percent), Kvemo Kartli region (4.0 percent), Adjara AR (3.6 percent), Imereti region (3.2 percent), Samegrelo-Zemo Svaneti region (2.8 percent), Mtskheta-Mtianeti region (0.8 percent) and Samtskhe-Javakheti region (0.4 percent):

### ACTIVE COLD STORAGE FACILITIES IN GEORGIA BY REGIONS, IV QUARTER, 2022

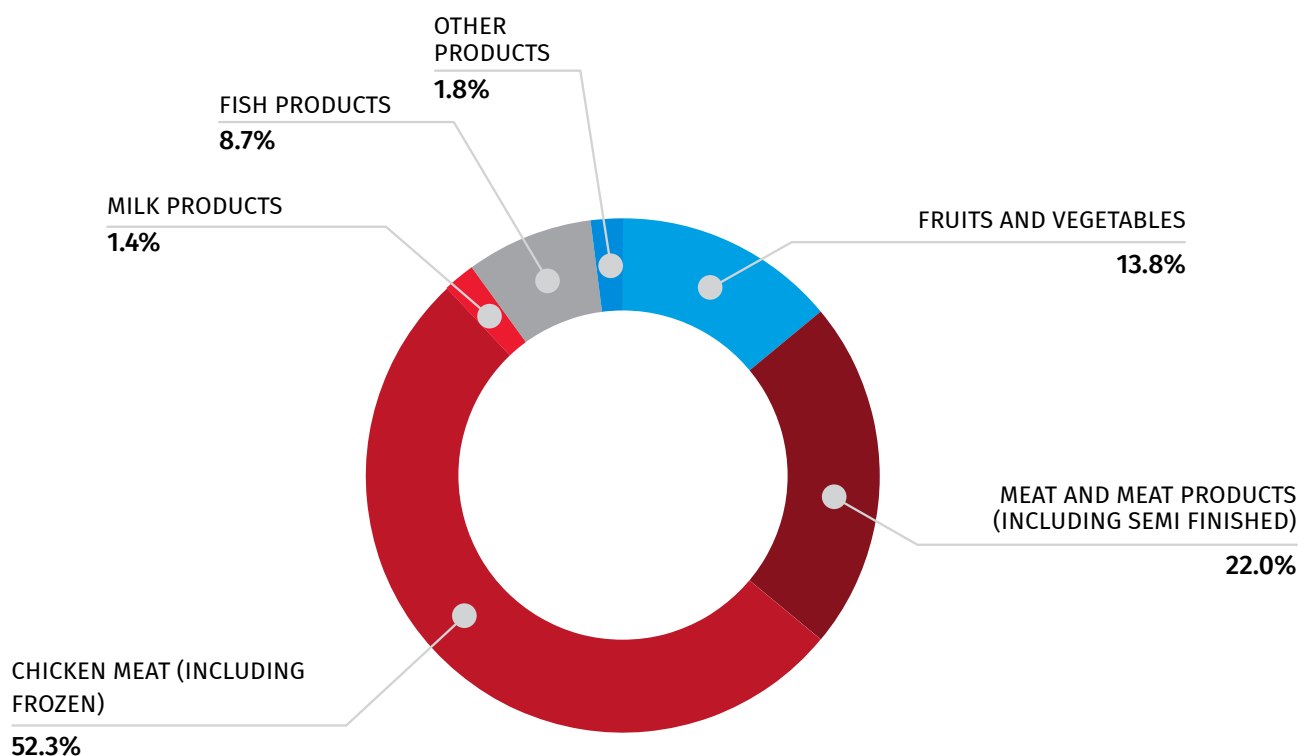


16.02.2023

In the IV quarter of 2022, the service was provided to 330 customers. The number of producers and resellers, from whom the products was purchased, amounted to 741 persons. Average monthly number of persons employed in cold storage facilities were 1 482.

In total 99.9 thousand tons of products were stored in cold storage facilities during the IV quarter of 2022, of which 52.3 percent was chicken meat (including frozen meat), 22.0 percent – meat and meat products (including semi-finished products, excluded chicken meat), 13.8 percent – fruit and vegetable, 8.7 percent – fish, while remaining products had a small share:

**PRODUCTS STORED IN COLD STORAGE FACILITIES,  
IV QUARTER, 2022**



16.02.2023

In the IV quarter of 2022, the share of own production in the total volume of products stored in cold storage facilities was 16.4 percent, while the share of products purchased for further realization was 13.7 percent and the share of products stored as services was 69.9 percent. The service fee at the same period amounted to 6.9 million GEL.

In the IV quarter of 2022, the total cost of products (20.1 thousand tones) sold by cold storage facilities amounted 117.5 million GEL, of which the share of imported products was 22.2 percent, share of own production was 32.4 percent and the share of products (local) purchased for resale was 45.4 percent. Herewith, 62.6 percent of own production sold by cold storage facilities was chicken meat. Significant share of imported products was Chicken meat (including frozen) (41.7 percent), meat and meat products (including semi-finished products) (31.0 percent) and fish (12.8 percent).

In the IV quarter of 2022, the value of products sold by cold storage facilities on the foreign market amounted to 7.3 million GEL, which consists 6.2 percent of the total value of products sold in the same period. Mostly chicken meat, fish, fruits and vegetables were sold on the foreign markets.

According to the survey results, the average daily load per storage (out of total storage capacity in percent) was 56.8 percent in October, 57.4 percent in November and 52.1 percent in December.



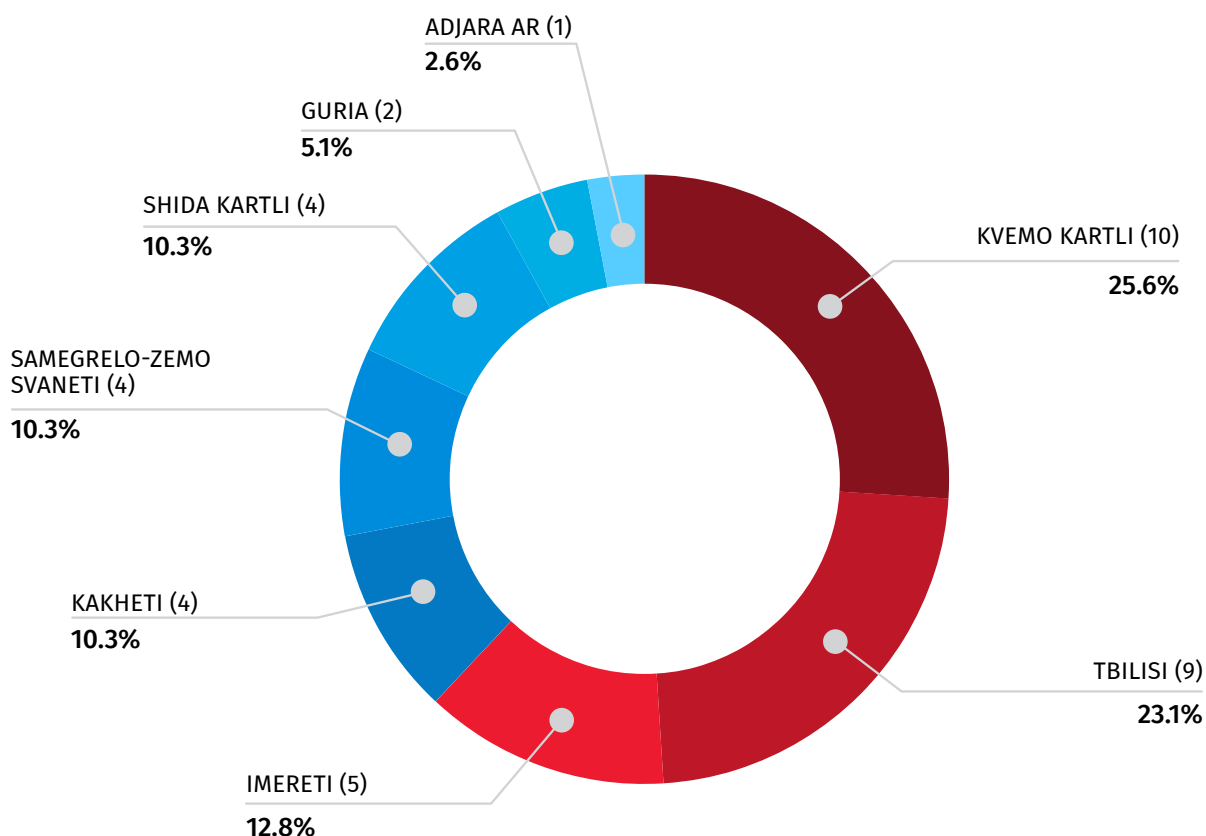
## NATIONAL STATISTICS OFFICE OF GEORGIA

16.02.2023

### ELEVATORS

The total number of active elevators in Georgia in the IV quarter of 2022 were 39 and most of them were located in Kvemo Kartli region (25.6 percent), while 23.1 percent of active elevators were located in Tbilisi, 12.8 percent in Imereti region, 10.3 percent in Kakheti region, 10.3 percent in Samegrelo-Zemo Svaneti region, 10.3 percent in Shida Kartli, 5.1 percent in Guria region and 2.6 percent in Adjara:

**ACTIVE ELEVATORS IN GEORGIA BY REGIONS,  
IV QUARTER, 2022**



In the IV quarter of 2022, the service was provided to 10 customers. The number of producers and resellers, from whom the product were purchased, was 113 persons, while the average monthly number of persons employed in cold storage facilities equaled 552.

In total 108.4 thousand tons of products were stored in elevators during the IV quarter of 2022, 70.5 percent of which was wheat. The share of products purchased by the elevators for resale in the total amount of products stored in the elevators was 83.3 percent at the same period.

## NATIONAL STATISTICS OFFICE OF GEORGIA

---

16.02.2023

Total amount of products sold by the elevators during the IV quarter of 2022 amounted 43.1 thousand tones (total cost – 55.8 million GEL), 65.0 percent of which was own production.

The biggest share among own production had wheat flour, which consist 88.5 percent of total own production sold by the elevators at the same period.

According to survey results, average daily load per storage (out of total capacity of storages in percent) amounted to 48.5 percent in October, 47.7 percent in November and 48.9 percent in December.

**National Statistics Office of Georgia**

**CONTACT PERSONS:**

Aleksandre Arabuli, Tel: 2 36 72 10 (200), E-mail: [aarabuli@geostat.ge](mailto:aarabuli@geostat.ge)

Mariam Kavelashvili, Tel: 2 36 72 10 (020), E-mail: [mkavelashvili@geostat.ge](mailto:mkavelashvili@geostat.ge)

---