



NATIONAL STATISTICS OFFICE OF GEORGIA

MAIN INDICATORS OF RAIL STATISTICS 2022



01.03.2023

MAIN INDICATORS OF RAILWAY STATISTICS

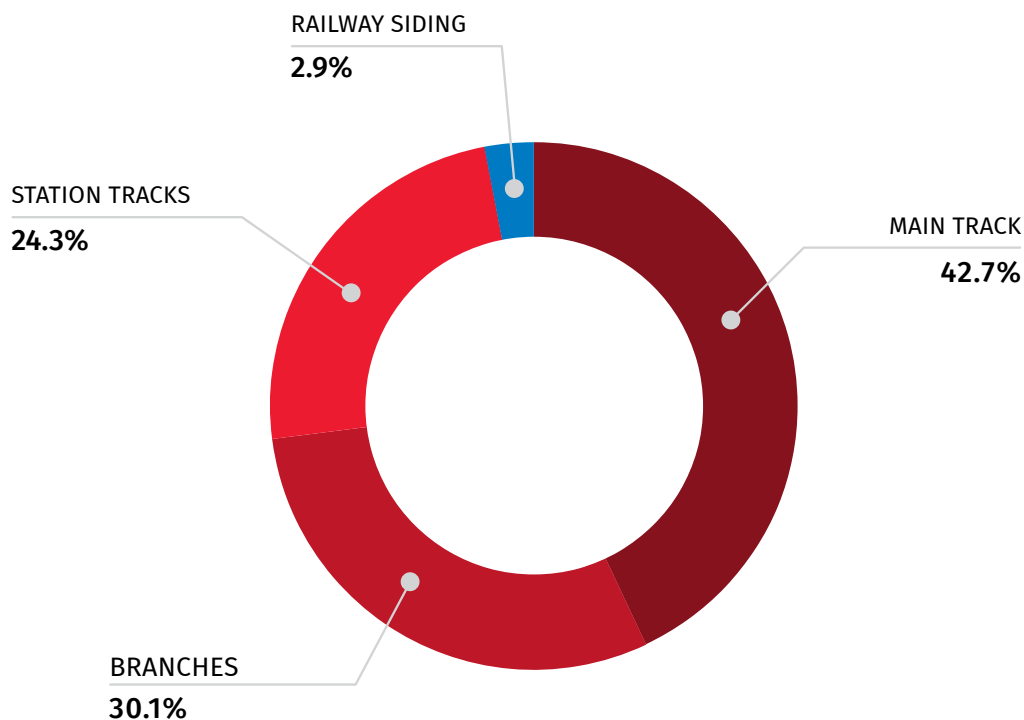
(2022)

The total length of railway amounted to 2401.3 kilometers by the end of 2022, of which 98.4 percent is electrified. Length of railway track amounted 1939.2 kilometers, of which 42.7 percent is length of main track, 30.1 percent - length of branches, 24.3 percent - length of station tracks and 2.9 percent is length of railway siding.

The chart below shows the structure of length of railway tracks by end of 2022:

STRUCTURE OF LENGTH OF RAILWAY TRACKS END OF 2022

(%)



¹ Source: JSC "Georgian Railway"

NATIONAL STATISTICS OFFICE OF GEORGIA

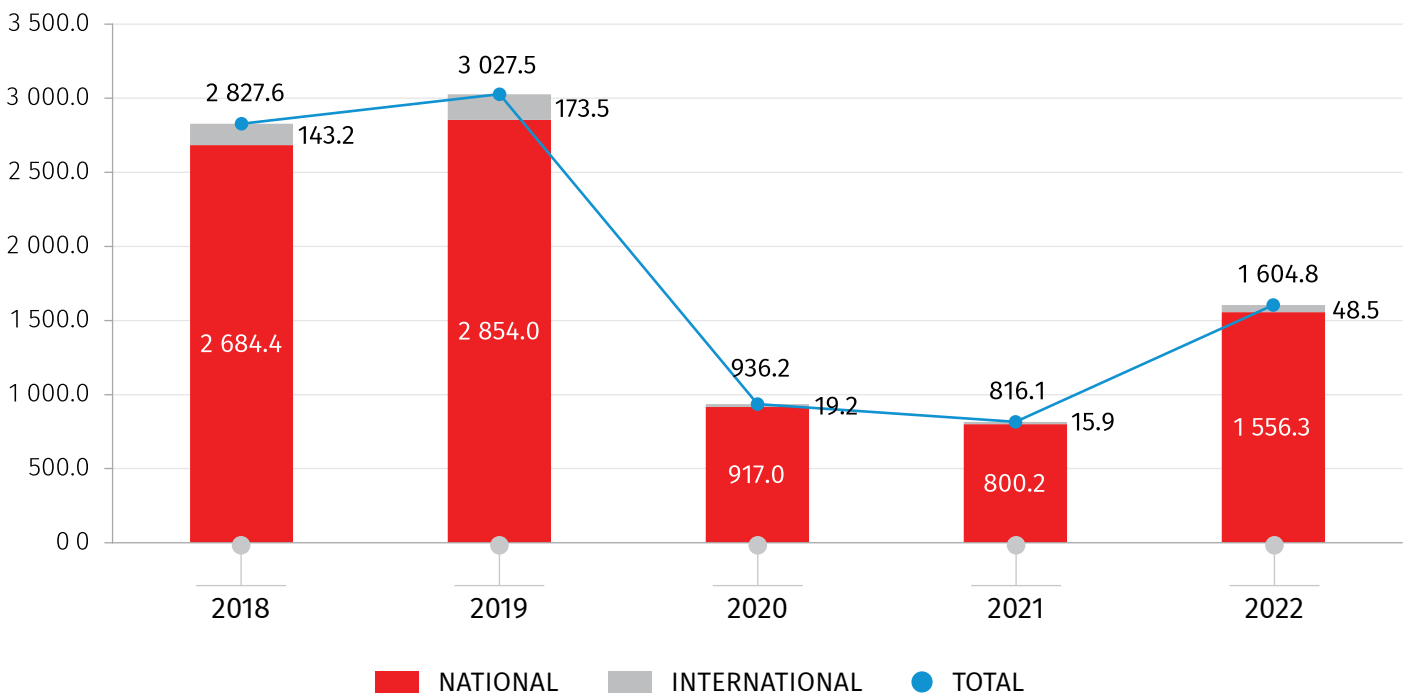
01.03.2023

The total length of railway lines amounted 1576.5 kilometers by the end of 2022, of which 98.4 percent is electrified. The length of main line amounted 529.9 kilometers, of which 44.7 percent is single-track and 55.3 percent - double-track. The length of the main line is fully electrified.

In 2022, 1604.8 thousand passengers were transported by the Georgian Railway, which is 96.6 percent higher than corresponding indicator of the last year. In the same period, the volume of passenger turnover amounted 482.9 million passenger-kilometer, which is 76.7 percent more than the corresponding indicator of the last year.

In 2022, the number of national transported passengers amounted 1556.3 thousand which represents 97.0 percent of the total number of passengers and is 94.5 percent higher than the corresponding data of the previous year. At the same period the number of international transported passengers was 48.5 thousand which is three times more than the corresponding indicator of the previous year. The country of embarkation was Armenia for 63.0 percent of international transported passengers while the country of disembarkation was Armenia for 37.0 percent of international transported passengers (no passengers were transported from/to Azerbaijan in 2022).

NUMBER OF RAILWAY PASSENGERS
(THOUSAND PASSENGERS)

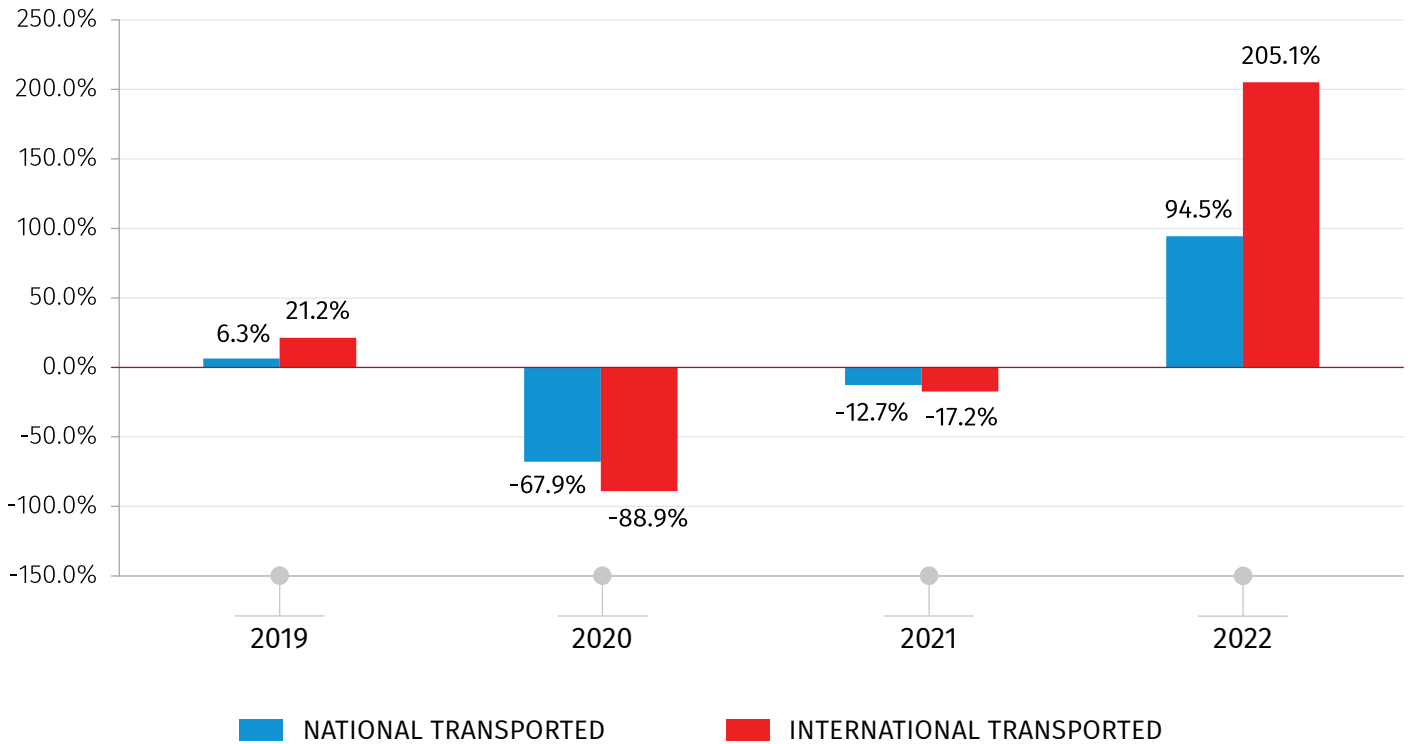


NATIONAL STATISTICS OFFICE OF GEORGIA

01.03.2023

The chart below shows the percentage changes of the number of railway passengers compared to the previous year:

PERCENTAGE CHANGE IN THE NUMBER OF PASSENGERS TRANSPORTED TO THE PREVIOUS YEAR, BY NATIONAL AND INTERNATIONAL TRANSPORTED, IN 2019-2022:

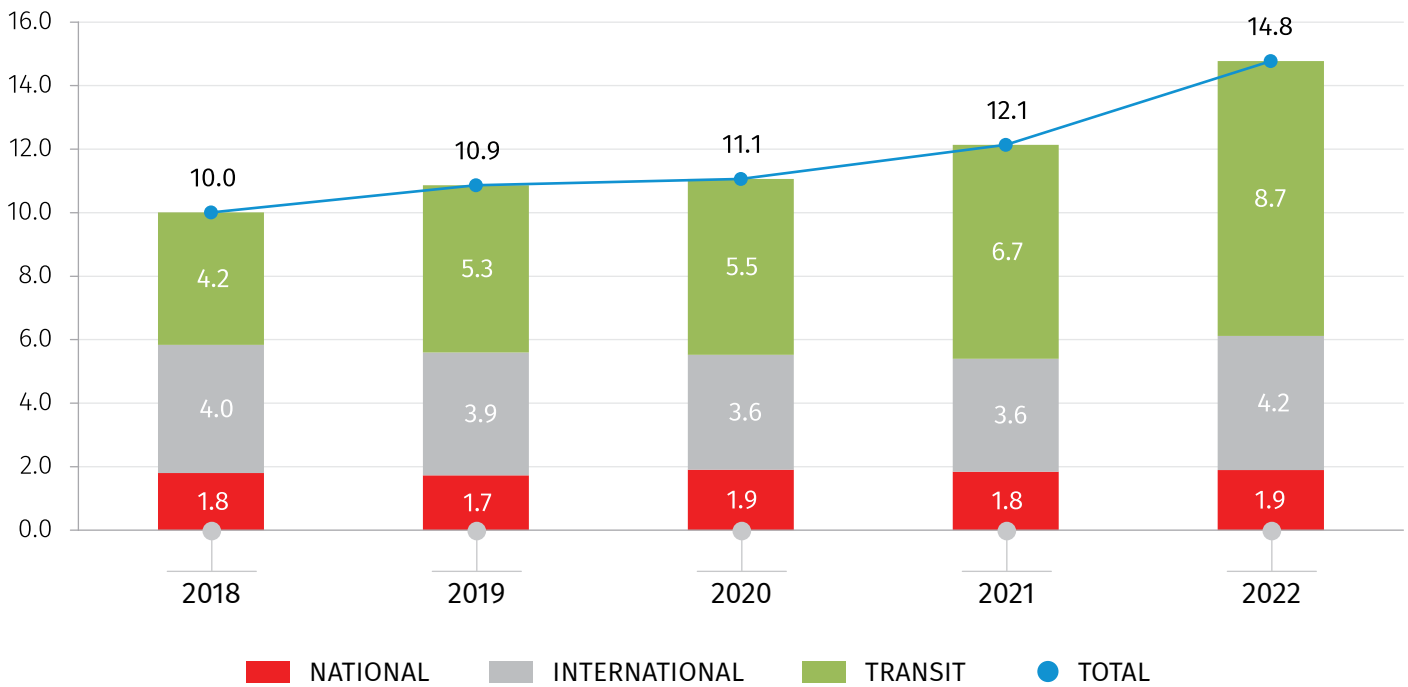


NATIONAL STATISTICS OFFICE OF GEORGIA

01.03.2023

In 2022, railway transported freights amounted 14.8 mln. tons, which is 21.8 percent more than the corresponding indicator of the previous year and of which 12.8 percent represents national, 28.6 percent - international (not including transit) and 58.6 percent - transit.

**RAILWAY TRANSPORTED FREIGHTS BY TYPE OF TRANSPORT,
(MLN. TONS)**

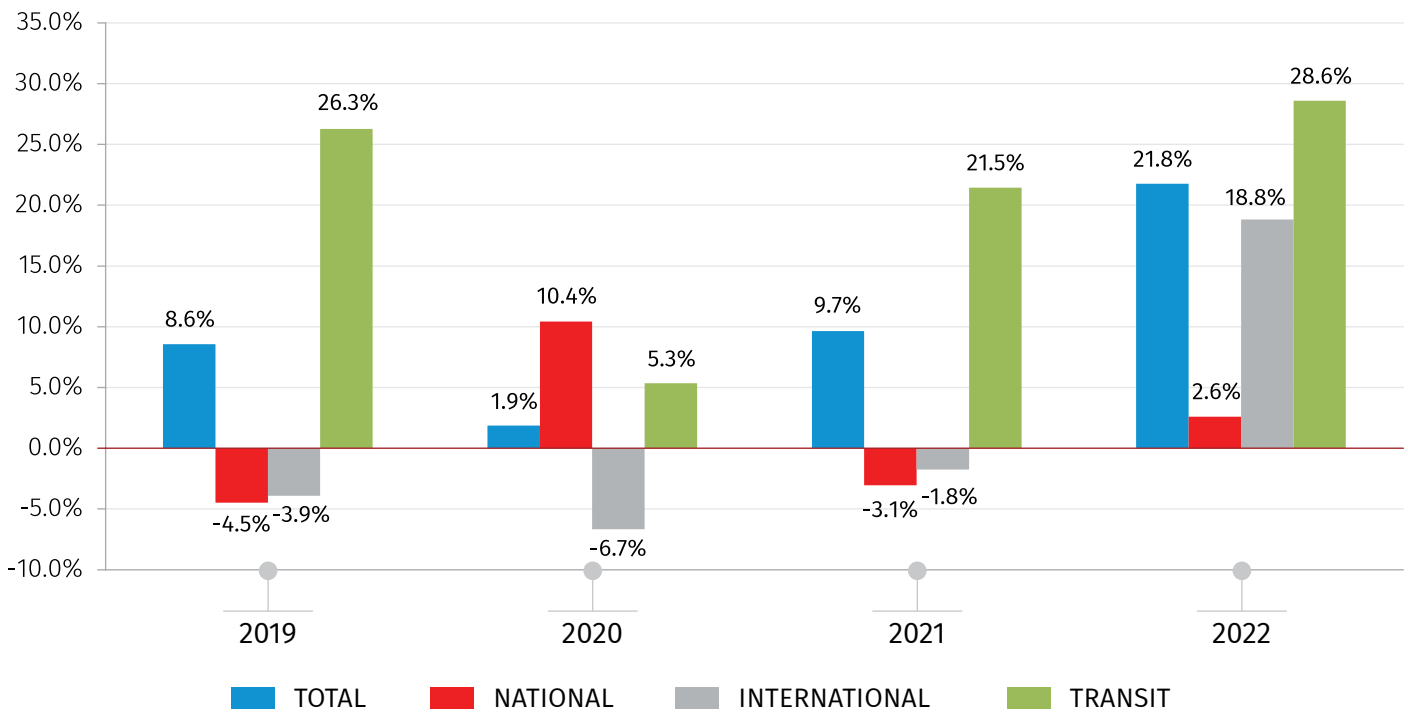


NATIONAL STATISTICS OFFICE OF GEORGIA

01.03.2023

The chart below shows the percentage change of the railway transported freights compared to the previous year:

**PERCENTAGE CHANGE OF RAILWAY TRANSPORTED FREIGHTS RELATIVELY
TO THE PREVIOUS YEAR**
(%)

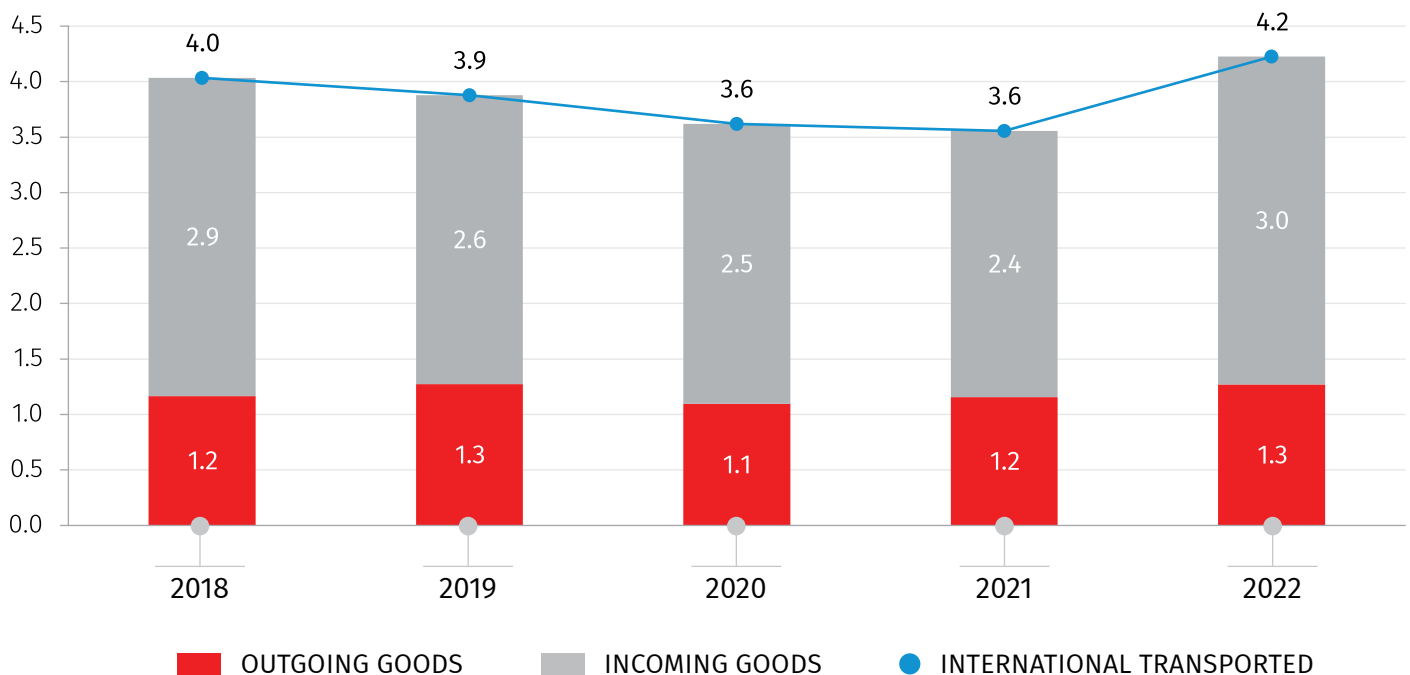


01.03.2023

The share of outgoing goods represents 30.1 percent of the total railway transported freights in 2022, while share of incoming goods represents 69.9 percent.

The chart below shows the structure of international transported freights in 2018-2022:

STRUCTURE OF INTERNATIONAL TRANSPORTED GOODS
(MLN. TONS)



In 2022, the sender country for 41.1 percent of total incoming freights is the Russian Federation, for 21.4 percent - Azerbaijan, for 8.2 percent - Armenia, for 5.3 percent - Turkmenistan, for 4.0 percent - Bulgaria and for 4.0 percent - Romania.

In 2022, the country of final destination for 22.2 percent of total outgoing freights is Armenia, for 9.6 percent - Kazakhstan and for 8.4 percent - the Russian Federation.

According to the 2022, data Turkey is the final destination country for 14.9 percent of the total transit freights, Netherlands for 7.8 percent, Italy for 6.7 percent and China for 3.5 percent.

In 2022, Kazakhstan is sender country for 25.0 percent of transit freights, Turkmenistan for 20.7 percent, Russian Federation for 6.6 percent, Brazil for 6.4 percent and China for 2.4 percent.

In reporting period 30.1 percent of the total volume of railway transported goods is coal, crude

¹ Due to the purpose of protecting data confidentiality, the indicators of the volume of shipments carried out from individual countries/countries are not available.

01.03.2023

oil and oil products and natural gas, 26.8 percent - metal ores and other mining and quarrying products, 13.5 percent - food products, beverages and tobacco.

The distribution by type of goods is different in the case of national transported freights, where 72.5 percent is metal ores and other mining and quarrying products, 10.0 percent - coal, crude oil and oil products and natural gas and 7.5 percent - other nonmetallic mineral products.

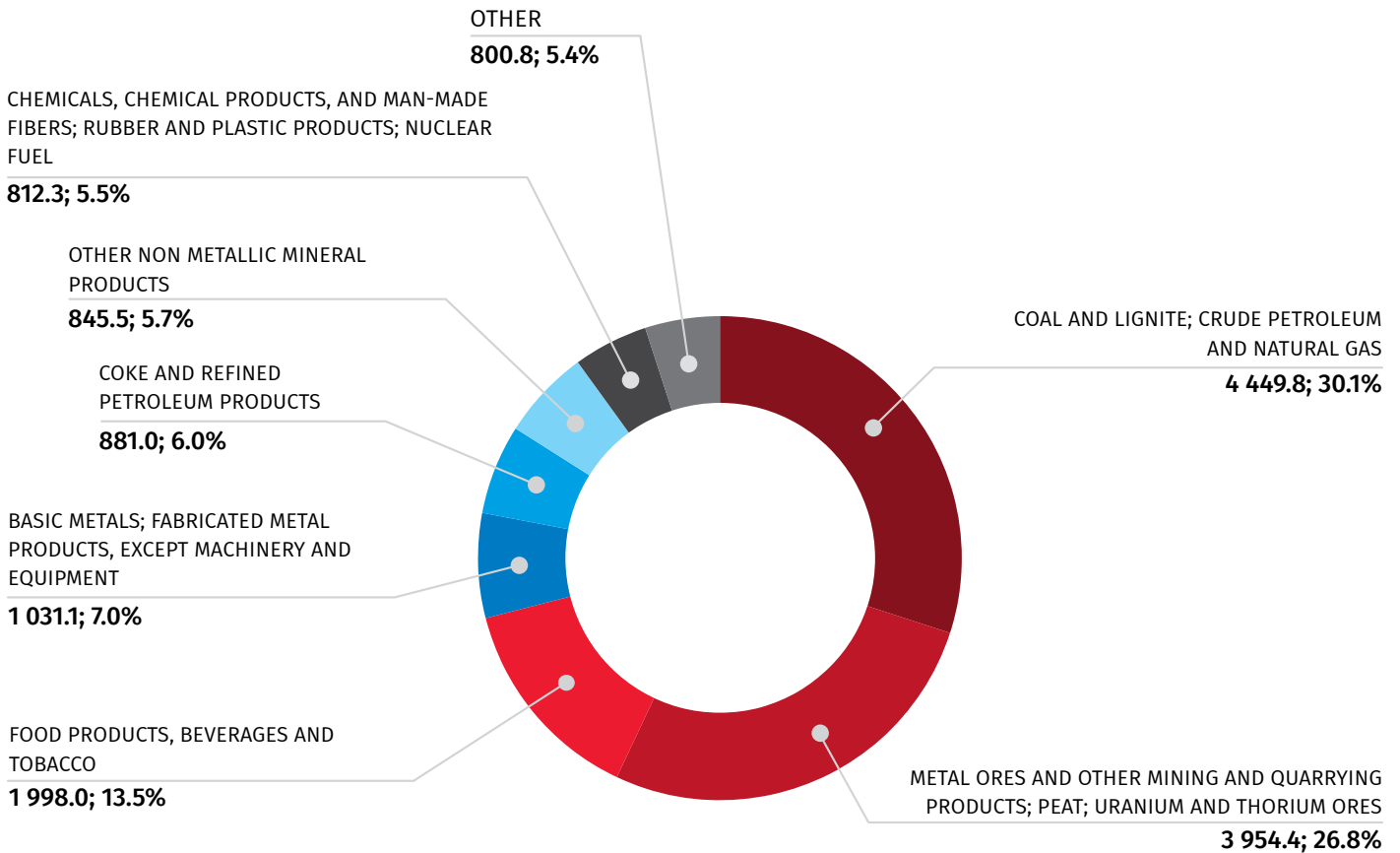
As for international transported freights incoming goods mainly are coal, crude oil and oil products and natural gas (42.7 percent), other nonmetallic mineral products (20.1 percent) and metal ores and other mining and quarrying products (12.2 percent), while outgoing goods mainly are metal ores and other mining and quarrying products (42.2 percent), food products, beverages and tobacco (20.8 percent), products of agriculture (13.7 percent) and different metal products (12.7 percent).

In 2022, 71.9 percent of the total volume of transit freights consisted of three types of goods.

The chart below shows the structure of railway transported goods by type in 2022:

01.03.2023

STRUCTURE OF GOODS BY TYPE
(THOUSAND TONS; %)



National Statistics Office of Georgia

CONTACT PERSONS:

Aleksandre Arabuli, Tel: 2 36 72 10 (200), ელ.ფოსტა: aarabuli@geostat.ge

Mariam Kavelashvili, Tel: 2 36 72 10 (020), ელ.ფოსტა: mkavelashvili@geostat.ge