

**NATIONAL STATISTICS OFFICE OF GEORGIA**

**EXTERNAL MERCHANDISE  
TRADE OF GEORGIA  
JANUARY-FEBRUARY 2023  
(EXPRESS DATA)**



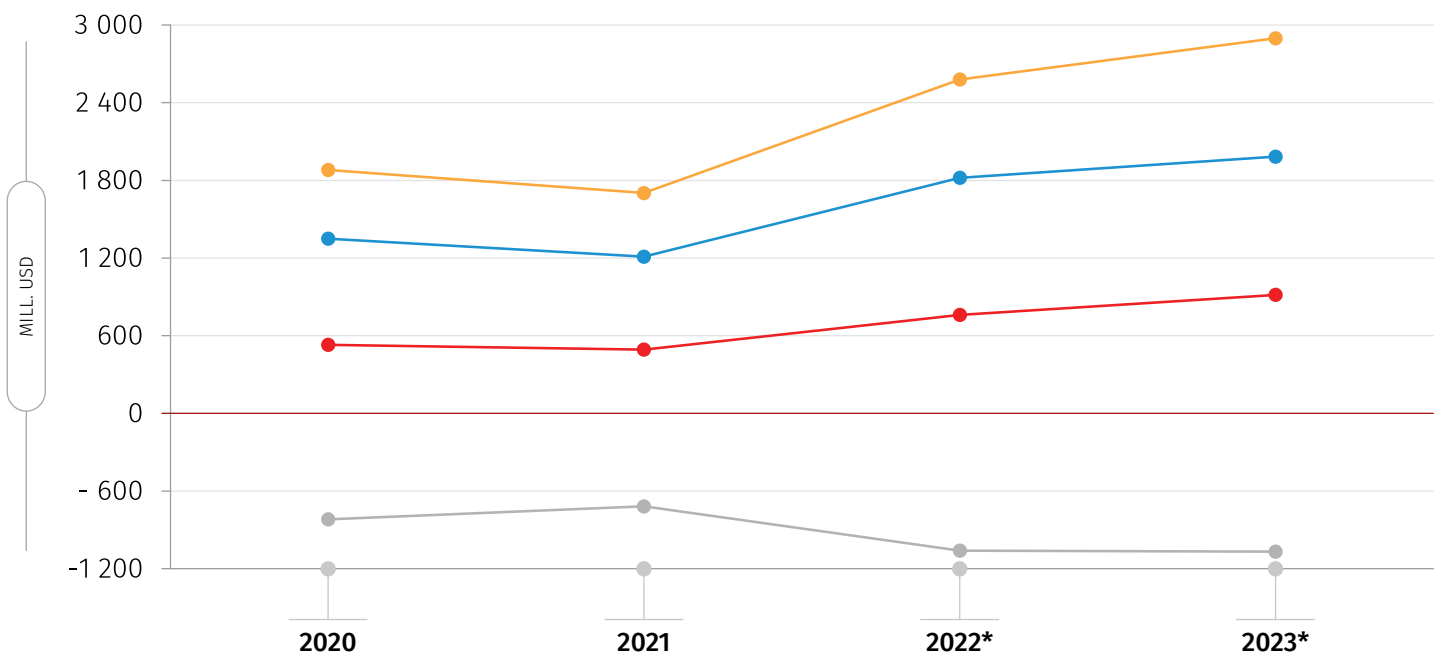
## NATIONAL STATISTICS OFFICE OF GEORGIA

13.03.2023

### EXTERNAL MERCHANDISE TRADE OF GEORGIA IN JANUARY-FEBRUARY 2023 (EXPRESS RELEASE)

External Merchandise Trade (excluding non-declared trade) of Georgia amounted to USD 2 898.1 million in January-February 2023, 12.3 percent higher year-on-year. The value of export increased by 20.3 percent reaching USD 914.7 million, while the import increased by 9.0 percent and amounted to USD 1 983.3 million. The trade deficit equaled USD 1 068.6 million and its share in trade turnover constituted 36.9 percent.

### EXTERNAL MERCHANDISE TRADE TENDENCIES OF GEORGIA IN JANUARY-FEBRUARY 2020-2023



\*Preliminary data.

● TURNOVER ● IMPORT ● EXPORT ● BALANCE

The table below shows dynamics of the external merchandise trade statistics indicators in 2020-2023.

## NATIONAL STATISTICS OFFICE OF GEORGIA

13.03.2023

### EXTERNAL MERCHANDISE TRADE OF GEORGIA IN 2020-2023 (MILLION US DOLLARS)

YEAR	MONTH	EXPORTS	IMPORTS	TURNOVER	BALANCE
2020	<b>YEAR</b>	<b>3 344.5</b>	<b>8 053.8</b>	<b>11 398.3</b>	<b>-4 709.4</b>
	January	267.9	645.4	913.3	-377.5
	February	262.7	704.5	967.2	-441.9
	March	249.5	670.9	920.4	-421.4
	April	222.5	478.5	701.0	-256.0
	May	234.4	529.4	763.8	-295.0
	June	268.5	609.0	877.4	-340.5
	July	274.6	727.6	1 002.2	-453.0
	August	293.5	664.9	958.4	-371.4
	September	331.3	750.3	1 081.6	-419.0
	October	312.9	729.3	1 042.3	-416.4
	November	301.1	722.0	1 023.1	-420.9
December	325.7	822.0	1 147.6	-496.3	
2021	<b>YEAR</b>	<b>4 242.7</b>	<b>10 099.8</b>	<b>14 342.4</b>	<b>-5 857.1</b>
	January	224.5	561.7	786.2	-337.2
	February	267.7	648.8	916.5	-381.1
	March	326.1	775.0	1 101.1	-448.9
	April	377.7	756.3	1 134.0	-378.6
	May	340.0	770.2	1 110.2	-430.2
	June	350.7	863.8	1 214.5	-513.1
	July	386.4	882.3	1 268.7	-496.0
	August	335.2	868.6	1 203.8	-533.4
	September	373.7	952.5	1 326.2	-578.7
	October	410.9	936.2	1 347.1	-525.3
	November	430.4	1 033.4	1 463.8	-603.0
December	419.5	1 050.8	1 470.4	-631.3	
2022*	<b>YEAR</b>	<b>5 592.8</b>	<b>13 588.3</b>	<b>19 181.1</b>	<b>-7 995.6</b>
	January	331.3	801.0	1 132.4	-469.7
	February	429.0	1 019.2	1 448.2	-590.2
	March	411.4	926.1	1 337.5	-514.7
	April	415.7	992.8	1 408.6	-577.1
	May	522.6	1 181.0	1 703.7	-658.4
	June	448.5	1 109.2	1 557.6	-660.7
	July	542.1	1 173.8	1 715.9	-631.6
	August	473.3	1 265.5	1 738.8	-792.2
	September	523.2	1 137.5	1 660.6	-614.3
	October	448.7	1 204.1	1 652.9	-755.4
	November	491.1	1 310.2	1 801.3	-819.1
December	555.8	1 468.0	2 023.7	-912.2	





## NATIONAL STATISTICS OFFICE OF GEORGIA

13.03.2023

YEAR	MONTH	EXPORTS	IMPORTS	TURNOVER	BALANCE
2023*	YEAR	914.7	1 983.3	2 898.1	-1 068.6
	January	459.0	1 019.7	1 478.7	-560.7
	February	455.8	963.6	1 419.4	-507.9

\*Preliminary data.

Detailed data on external merchandise trade of Georgia will be published on 20 March, 2023.

- SOURCES:**
-  LEPL Revenue Service of Ministry of Finance of Georgia;
  -  Georgian State Electrosystem, JSC;
  -  Georgian Gas Transportation Company, LTD;
  -  Electricity System Commercial Operator, JSC.

**NOTICE:** The discrepancy between the totals and the sum in some cases can be explained by using rounded data.

**CONTACT PERSON:**

Badri Kvachadze, Tel.: (+995 32) 2 36 72 10 (300).

E-mail: [bkvachadze@geostat.ge](mailto:bkvachadze@geostat.ge)

Mariam Kavelashvili, Tel.: (+995 32) 2 36 72 10 (020)

E-mail: [mkavelashvili@geostat.ge](mailto:mkavelashvili@geostat.ge)