

NATIONAL STATISTICS OFFICE OF GEORGIA

**PRODUCER PRICE INDEX FOR
INDUSTRIAL PRODUCTS
IN GEORGIA
2023 FEBRUARY**



20.03.2023

PRODUCER PRICE INDEX FOR INDUSTRIAL PRODUCTS IN GEORGIA

FEBRUARY 2023

In February 2023, the Producer Price Index for Industrial Products decreased by 1.3 percent compared to the previous month, while compared to February 2022 the index decrease amounted to 1.0 percent.

The prices for **products from mining and quarrying** decreased by 2.0 percent **compared to January 2023**, resulting in a -0.13 percentage point contribution to the overall monthly PPI change. Within the group a noteworthy price decrease was registered for metal ores (-2.6 percent). In the same period the prices for **manufactured products** decreased by 1.4 percent, contributing -1.17 percentage points to the monthly index change. Within the group a noteworthy price decrease was registered for chemicals and chemical products (-16.6 percent). Besides, the prices decreased for **electricity, gas, steam and air conditioning** by 0.1 percent, contributing -0.01 percentage points to the monthly index change.

The annual PPI rate was mainly affected by price changes for the following products:

- **Products from mining and quarrying:** the prices were 13.4 percent lower, contributing -1.02 percentage points to the overall annual index change. Within the group the prices were lower for the subgroup of metal ores (-19.9 percent);
- **Manufactured products:** the prices increased by 0.4 percent, contributing 0.34 percentage points to the overall annual index growth. There was a notable increase in the prices for the following subgroups: food products (9.3 percent), wearing apparel (21.8 percent) and other non-metallic mineral products (9.5 percent);
- **Electricity, gas, steam and air conditioning:** the annual price decrease amounted to 1.9 percent, which contributed -0.16 percentage points to the annual index change;
- **Water supply, sewerage, waste management and remediation services:** the annual price decrease amounted to 6.4 percent, which contributed -0.16 percentage points to the annual index growth.

NATIONAL STATISTICS OFFICE OF GEORGIA

20.03.2023

The following table presents the Producer Price Index (compared to the previous month and the corresponding month of the previous year) and the relevant contributions of the products to the changes in the overall index:

PRODUCER PRICE INDEX FOR INDUSTRIAL PRODUCTS IN GEORGIA FEBRUARY 2023

CODE	GROUPS	OVER JANUARY 2023	CONTRIBUTIONS* TO MONTHLY CHANGES	OVER FEBRUARY 2022	CONTRIBUTIONS* TO ANNUAL CHANGES
	TOTAL	98.7	-1.31	99.0	-1.01
B	Mining and quarrying	98.0	-0.13	86.6	-1.02
05	Coal and lignite	99.2	0.00	101.3	0.00
06	Crude petroleum and natural gas	98.6	0.00	67.4	-0.06
07	Metal ores	97.4	-0.13	80.1	-1.22
08	Other mining and quarrying products	100.4	0.00	121.1	0.25
C	Manufactured products	98.6	-1.17	100.4	0.34
10	Food products	99.8	-0.06	109.3	2.59
11	Beverages	99.3	-0.11	95.0	-0.92
12	Tobacco products	100.0	0.00	100.0	0.00
13	Textiles	101.0	0.00	104.0	0.01
14	Wearing apparel	96.8	-0.08	121.8	0.39
15	Leather and related products	98.8	0.00	98.6	-0.01
16	Wood and of products of wood and cork, except furniture; articles of straw and plaiting materials	99.8	0.00	95.3	-0.03
17	Paper and paper products	97.8	-0.02	103.1	0.03
18	Printing and recording services	103.6	0.03	98.7	-0.01
19	Coke and refined petroleum products	98.6	-0.01	81.5	-0.07
20	Chemicals and chemical products	83.4	-0.79	76.2	-0.84
21	Basic pharmaceutical products and pharmaceutical preparations	92.4	-0.13	85.1	-0.25
22	Rubber and plastic products	98.3	-0.04	96.8	-0.07
23	Other non-metallic mineral products	100.7	0.05	109.5	0.82
24	Basic metals	100.4	0.05	83.0	-1.28

* Individual contributions may not sum up to the total changes in the index due to rounding.

NATIONAL STATISTICS OFFICE OF GEORGIA

20.03.2023

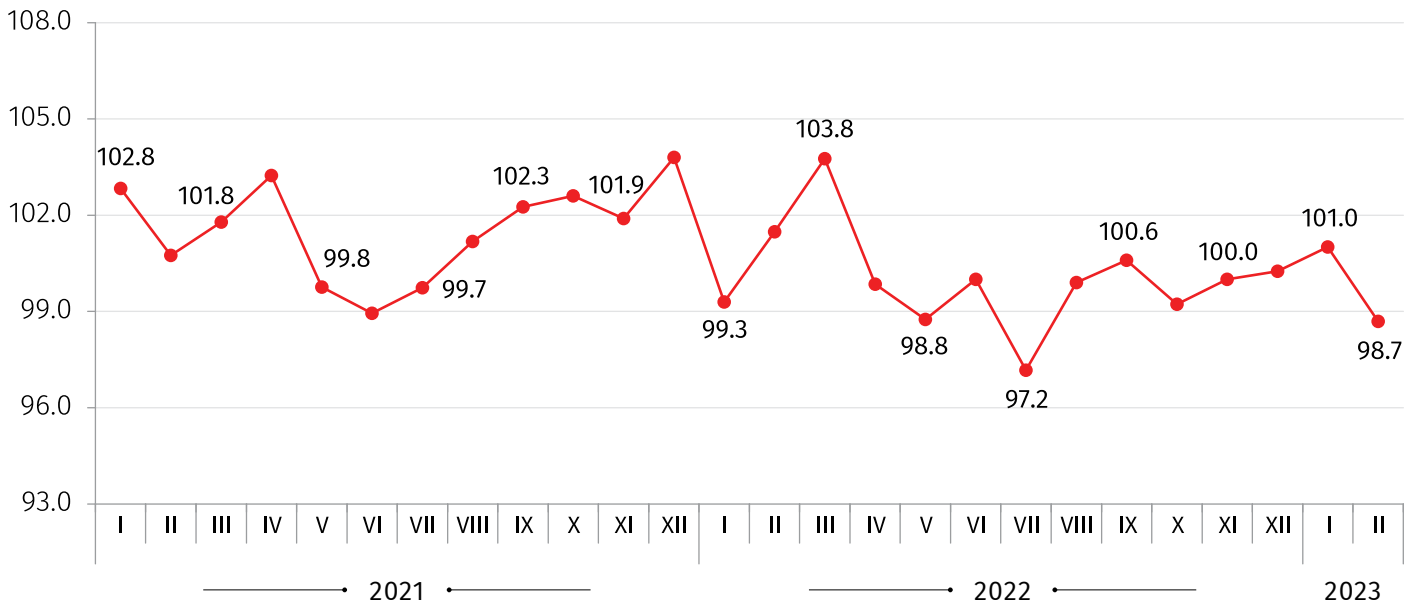
CODE	GROUPS	OVER JANUARY 2023	CONTRIBUTIONS* TO MONTHLY CHANGES	OVER FEBRUARY 2022	CONTRIBUTIONS* TO ANNUAL CHANGES
25	Fabricated metal products, except machinery and equipment	98.0	-0.05	95.8	-0.11
27	Electrical equipment	97.6	-0.01	114.7	0.10
28	Machinery and equipment n.e.c.	97.4	0.00	79.4	-0.02
30	Other transport equipment	99.5	0.00	101.3	0.00
31	Furniture	100.4	0.00	109.9	0.11
32	Other manufactured goods	96.8	-0.01	81.3	-0.05
33	Repair and installation services of machinery and equipment	100.0	0.00	90.9	-0.06
D	Electricity, gas, steam and air conditioning	99.9	-0.01	98.1	-0.16
35	Electricity, gas, steam and air conditioning	99.9	-0.01	98.1	-0.16
E	Water supply, sewerage, waste management and remediation services	99.9	0.00	93.6	-0.16
36	Natural water, water treatment and supply services	100.0	0.00	100.0	0.00
38	Waste collection, treatment and disposal services; materials recovery services	99.8	0.00	82.5	-0.16

* Individual contributions may not sum up to the total changes in the index due to rounding.

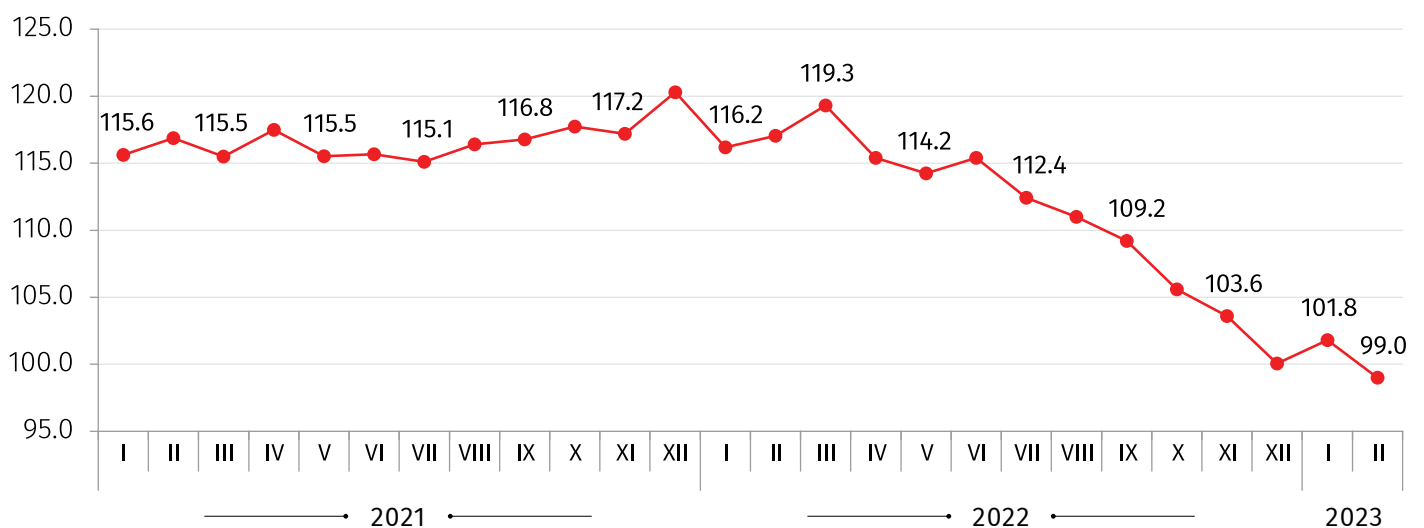
NATIONAL STATISTICS OFFICE OF GEORGIA

20.03.2023

PRODUCER PRICE INDEX FOR INDUSTRIAL PRODUCTS (PREVIOUS MONTH=100)



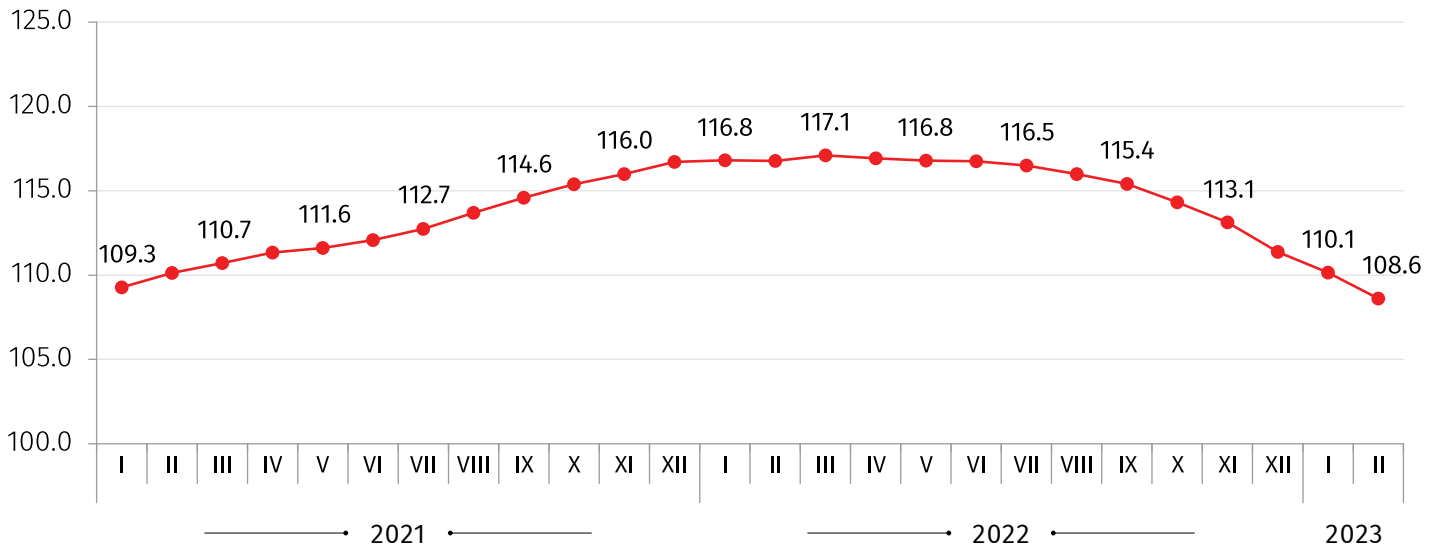
PRODUCER PRICE INDEX FOR INDUSTRIAL PRODUCTS (THE SAME MONTH OF THE PREVIOUS YEAR =100)



NATIONAL STATISTICS OFFICE OF GEORGIA

20.03.2023

PRODUCER PRICE INDEX FOR INDUSTRIAL PRODUCTS (12 MONTH AVERAGE OVER THE PREVIOUS 12 MONTH AVERAGE)



CONTACT PERSON:

Giorgi Tetrauli, Tel: (+995 32) 236 72 10 (400). E-mail: gtetrauli@geostat.ge

Mariam Kavelashvili. Tel: (+995 32) 236 72 10 (020). E-mail: mkavelashvili@geostat.ge