



**NATIONAL STATISTICS OFFICE OF GEORGIA**

# **DOMESTIC EXPORTS OF GEORGIA**

**JANUARY-MARCH 2023  
(PRELIMINARY RESULTS)**

20.04.2023 | [www.geostat.ge](http://www.geostat.ge)



## NATIONAL STATISTICS OFFICE OF GEORGIA

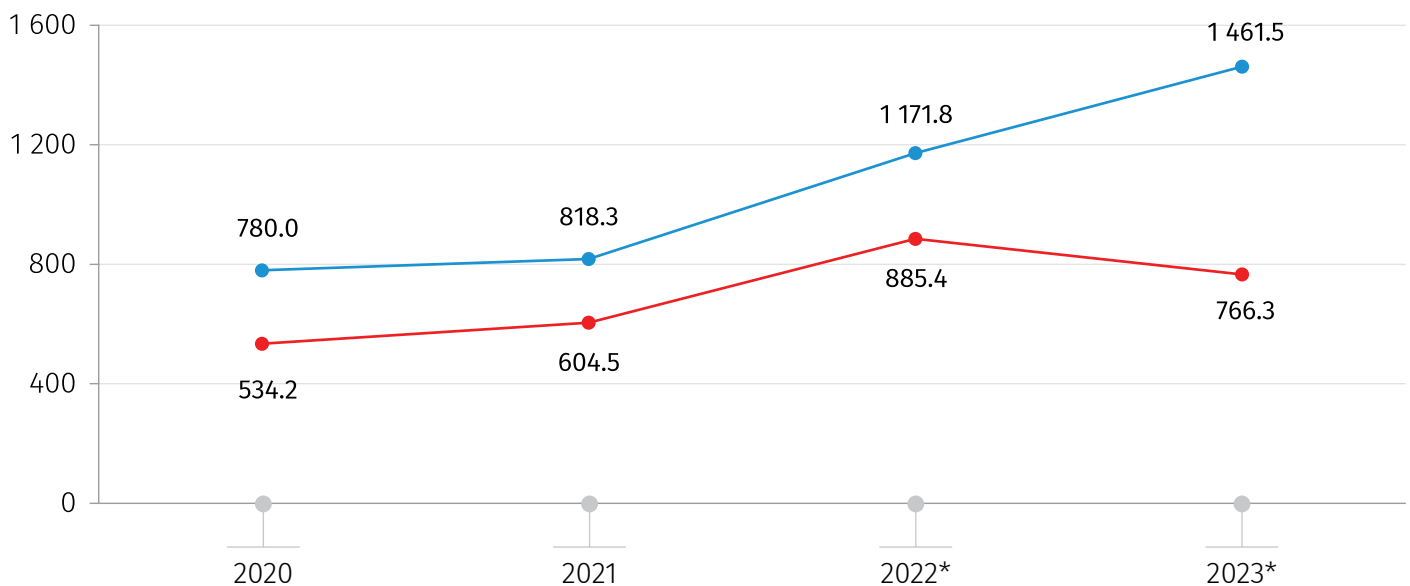
20.04.2023

### THE DOMESTIC EXPORTS IN JANUARY-MARCH 2023

In January-March 2023 the exports of Georgia (excluding non-declared exports) equaled USD 1 461.5 million, 24.7 percent higher year-on-year. Share of the domestic exports in total export constituted 52.4 percent and amounted to USD 766.3 million, 13.5 percent lower to the same period of 2022.

The charts below reflect basic trends of the indicators in 2020-2023:

**TREND OF THE EXPORTS IN GEORGIA IN JANUARY-MARCH 2020-2023**  
(MILL. USD)



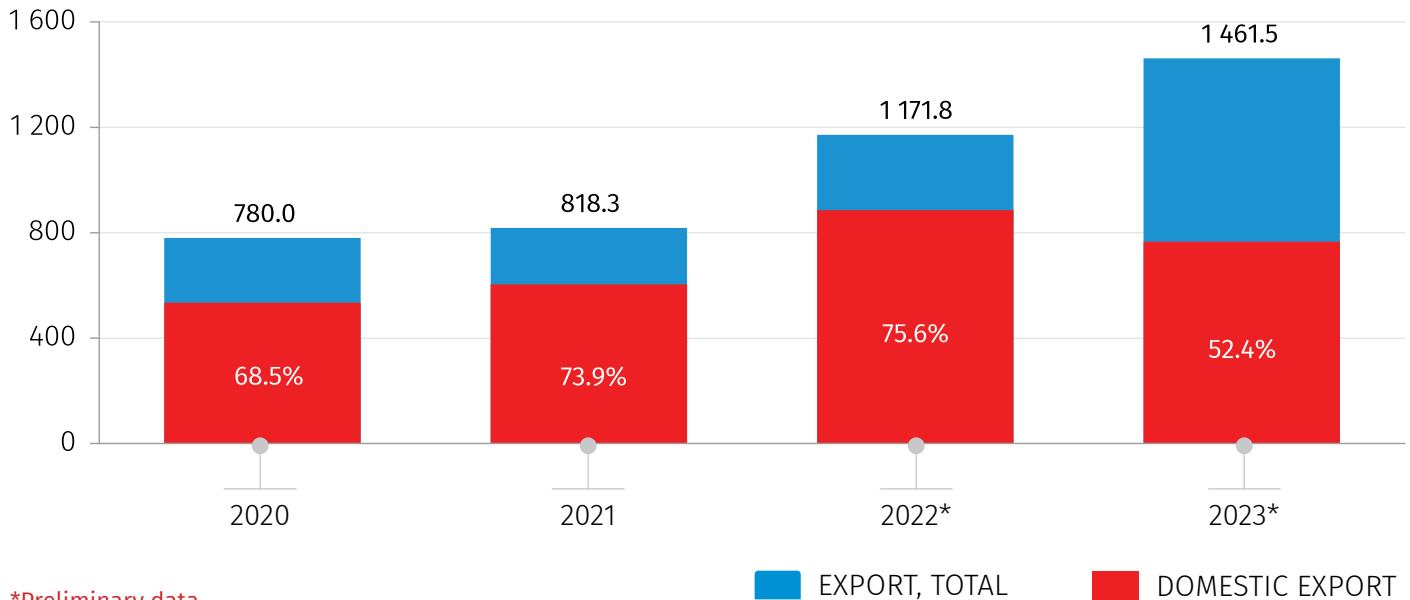
\*Preliminary data.

● EXPORT, TOTAL ● DOMESTIC EXPORT

## NATIONAL STATISTICS OFFICE OF GEORGIA

20.04.2023

### GEORGIAN EXPORT IN JANUARY-MARCH 2020-2023 (MILL. USD)



\*Preliminary data.

\*\* Share of domestic exports (exports excluding re-exports) in total exports is presented as percentage figure.

The table below shows monthly data for 2021-2023 domestic exports in absolute values and their changes (in percentage) compared to the corresponding month of the previous year.

### DOMESTIC EXPORTS OF GEORGIA

		THSD. US DOLLARS	CHANGE (%)
2021	January	166 450.5	-6.4
	February	200 017.5	21.8
	March	238 032.9	23.9
	April	276 912.5	60.3
	May	240 030.0	32.6
	June	258 070.9	34.4
	July	280 525.7	46.1
	August	236 252.9	15.6
	September	270 255.5	10.2
	October	318 320.4	34.1
	November	325 230.4	44.1
	December	317 571.2	41.6

## NATIONAL STATISTICS OFFICE OF GEORGIA

20.04.2023

		THSD. US DOLLARS	CHANGE (%)
2022*	January	231 509.7	39.1
	February	324 315.8	62.1
	March	329 596.1	38.5
	April	322 140.2	16.3
	May	389 919.3	62.4
	June	282 936.0	9.6
	July	345 522.0	23.2
	August	263 817.7	11.7
	September	324 295.0	20.0
	October	290 334.1	-8.8
	November	301 879.8	-7.2
	December	297 916.4	-6.2
2023*	January	258 758.8	11.8
	February	238 392.9	-26.5
	March	269 177.7	-18.3

\*Preliminary data.

## NATIONAL STATISTICS OFFICE OF GEORGIA

20.04.2023

In January-March 2023 the share of the top ten trading partners by domestic exports in the total domestic exports of Georgia amounted to 79.5 percent. The top partners were Russia (USD 141.4 million), China (USD 123.4 million) and Turkey (USD 93.4 million).

### TOP TRADING PARTNERS BY DOMESTIC EXPORTS

	JANUARY-MARCH 2022*		JANUARY-MARCH 2023*		CHANGE (%)
	THSD. US DOLLARS	SHARE IN TOTAL (%)	THSD. US DOLLARS	SHARE IN TOTAL (%)	
<b>TOTAL</b>	<b>885 421.6</b>	<b>100.0</b>	<b>766 329.5</b>	<b>100.0</b>	<b>-13.5</b>
Of which:					
Russia	94 637.5	10.7	141 413.3	18.5	49.4
China	210 411.6	23.8	123 364.8	16.1	-41.4
Turkey	94 803.8	10.7	93 401.8	12.2	-1.5
Bulgaria	94 559.2	10.7	85 833.6	11.2	-9.2
Armenia	28 637.3	3.2	40 852.1	5.3	42.7
Peru	18 081.2	2.0	39 666.0	5.2	119.4
Azerbaijan	24 005.8	2.7	27 068.2	3.5	12.8
Spain	5 064.8	0.6	21 405.4	2.8	322.6
Switzerland	20 557.3	2.3	19 463.9	2.5	-5.3
Ukraine	39 314.6	4.4	16 413.2	2.1	-58.3
Other countries	255 348.6	28.8	157 447.2	20.5	-38.3

\*Preliminary data.

In January-March 2023 copper ores and concentrates reclaimed the first place in the list of top export items, equaling USD 205.6 million, or 26.8 percent of total exports. The exports of ferro-alloys totaled USD 81.8 million and their share in the total exports amounted to 10.7 percent. The exports of wine of fresh grapes occupied the third place, standing at USD 56.3 million and constituting 7.4 percent of the total exports.

## NATIONAL STATISTICS OFFICE OF GEORGIA





20.04.2023

### MAJOR COMMODITY GROUPS BY DOMESTIC EXPORTS

	JANUARY-MARCH 2022*		JANUARY-MARCH 2023*		CHANGE (%)
	THSD. US DOLLARS	SHARE IN TOTAL (%)	THSD. US DOLLARS	SHARE IN TOTAL (%)	
<b>TOTAL DOMESTIC EXPORTS</b>	<b>885 421.6</b>	<b>100.0</b>	<b>766 329.5</b>	<b>100.0</b>	<b>-13.5</b>
Of which:					
Copper ores and concentrates	271 092.9	30.6	205 646.3	26.8	-24.1
Ferro-alloys	160 114.2	18.1	81 820.7	10.7	-48.9
Wine of fresh grapes	45 748.7	5.2	56 325.9	7.4	23.1
Nitrogenous fertilizers	76 543.9	8.6	55 220.3	7.2	-27.9
Natural or artificial mineral and aerated waters, not containing added sugar	32 696.5	3.7	26 040.3	3.4	-20.4
Hazelnuts and other nuts	19 339.2	2.2	25 641.6	3.3	32.6
Gold unwrought or in semi-manufactured forms, or in powder form	21 397.6	2.4	24 113.5	3.1	12.7
Spirituos beverages	16 202.9	1.8	21 578.3	2.8	33.2
T-shirts, knitted or crocheted	20 703.6	2.3	20 781.0	2.7	0.4
Mineral and aerated waters, containing added sugar	11 517.8	1.3	19 007.6	2.5	65.0
Other commodities	210 064.2	23.7	230 154.0	30.0	9.6

\*Preliminary data.

**SOURCES:**

-  LEPL Revenue Service of Ministry of Finance of Georgia;
-  Georgian State Electrosystem, JSC;
-  Electrosystem Commercial Operator, JSC;
-  GGTC Georgian Gas Transportation Company, LTD.

#### EXPLANATION OF SYMBOLS:

- Not applicable;
- \* Data are preliminary and subject to revisions;
- ... Data are confidential.

20.04.2023

**NOTICE:**

1. The discrepancy between the totals and the sum in some cases can be explained by using rounded data;
  2. Information does not cover the data of Simplified Customs Declarations (Form №4);
  3. Information does not cover non-organized trade, also occupied territories of Abkhazian Autonomous Republic and Tskhinvali region;
  4. According to the international methodology, there are some differences in coverage of trade flows between external merchandise trade statistics and customs statistics. Diplomatic, temporary, transit and analogous goods are excluded from the database of external merchandise trade statistics.
- 

**The preliminary data will be revised according to the Geostat's revision policy (based on the regular revision principle) as a result of adjusting data by respondents/administrative sources.**

**Domestic exports include export of goods produced in the country, as well as imported from abroad, the value of which has significantly changed as a result of domestic processing.**

**CONTACT PERSONS:**

Badri Kvachadze, Tel.: (+995 32) 236 72 10 (300)

E-mail: [bkvachadze@geostat.ge](mailto:bkvachadze@geostat.ge)

Mariam Kavelashvili, Tel.: (+995 32) 236 72 10 (020)

E-mail: [mkavelashvili@geostat.ge](mailto:mkavelashvili@geostat.ge)

---