

NATIONAL STATISTICS OFFICE OF GEORGIA

**INDICATORS OF THE LABOUR FORCE
(EMPLOYMENT AND UNEMPLOYMENT)**

2022



15.05.2023

INDICATORS OF THE LABOUR FORCE (EMPLOYMENT AND UNEMPLOYMENT)

2022

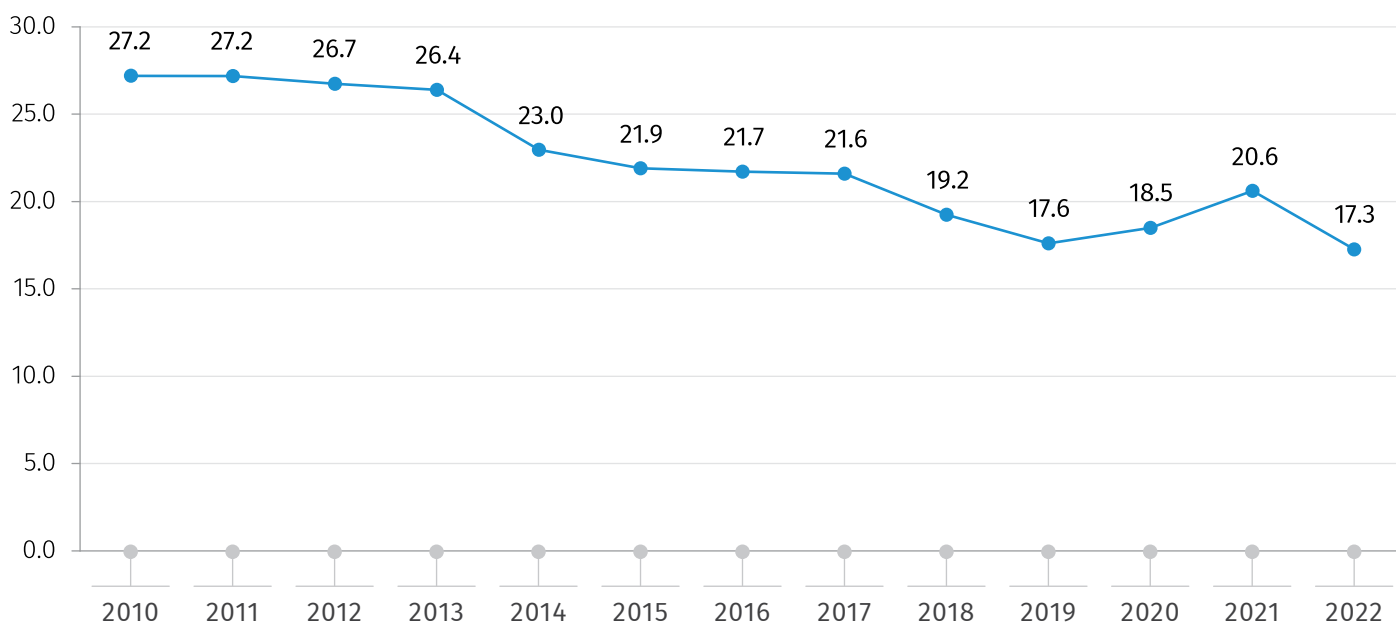
In 2022 the unemployment rate in Georgia decreased by 3.4 percentage points compared to 2021 and amounted to 17.3 percent.

The chart below presents the unemployment rate by 2010-2022 years.

CHART №1

UNEMPLOYMENT RATE IN GEORGIA

(%)



NATIONAL STATISTICS OFFICE OF GEORGIA

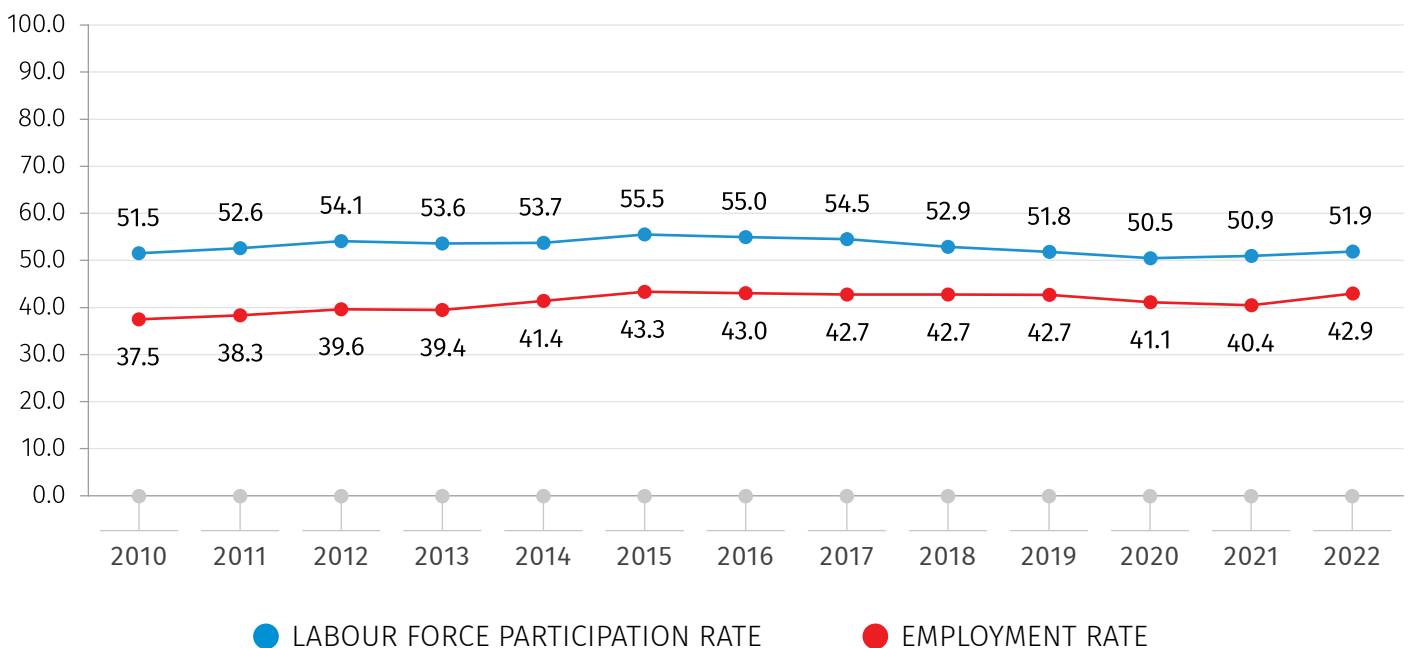
15.05.2023

In 2022 labour force participation rate (share of the labour force in total population aged 15 and older) increased by 1.0 percentage points compared to the previous year and became 51.9 percent, while the employment rate increased by 2.5 percentage points and amounted to 42.9 percent. The Labour force participation rate in urban settlements decreased by 0.1 percentage points, while that increased by 2.4 percentage points in rural settlements compared to the previous year. The employment rate in urban settlements as well as in rural areas increased by 2.0 and 3.2 percentage points and equaled 44.1 and 41.5 percent, respectively.

The chart below presents the labour force participation rate and the employment rate by 2010-2022 years.

CHART №2

LABOUR FORCE PARTICIPATION RATE AND EMPLOYMENT RATE
(%)



NATIONAL STATISTICS OFFICE OF GEORGIA

15.05.2023

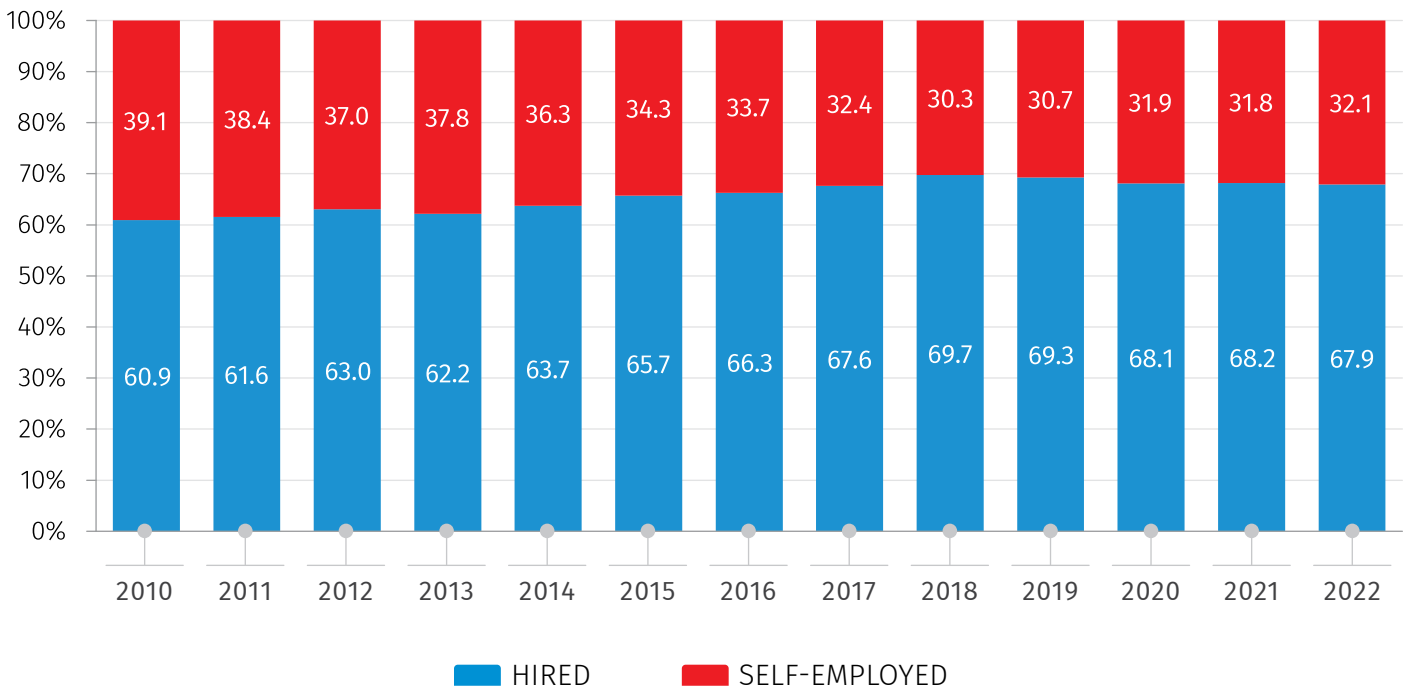
In 2022, the share of hired employees was 67.9 percent among employed persons, which is 0.3 percentage points lower than the previous year.

The chart below presents the distribution of employed by status in employment by 2010-2022 years.

CHART №3

DISTRIBUTION OF EMPLOYED BY STATUS IN EMPLOYMENT

(%)



NATIONAL STATISTICS OFFICE OF GEORGIA

15.05.2023

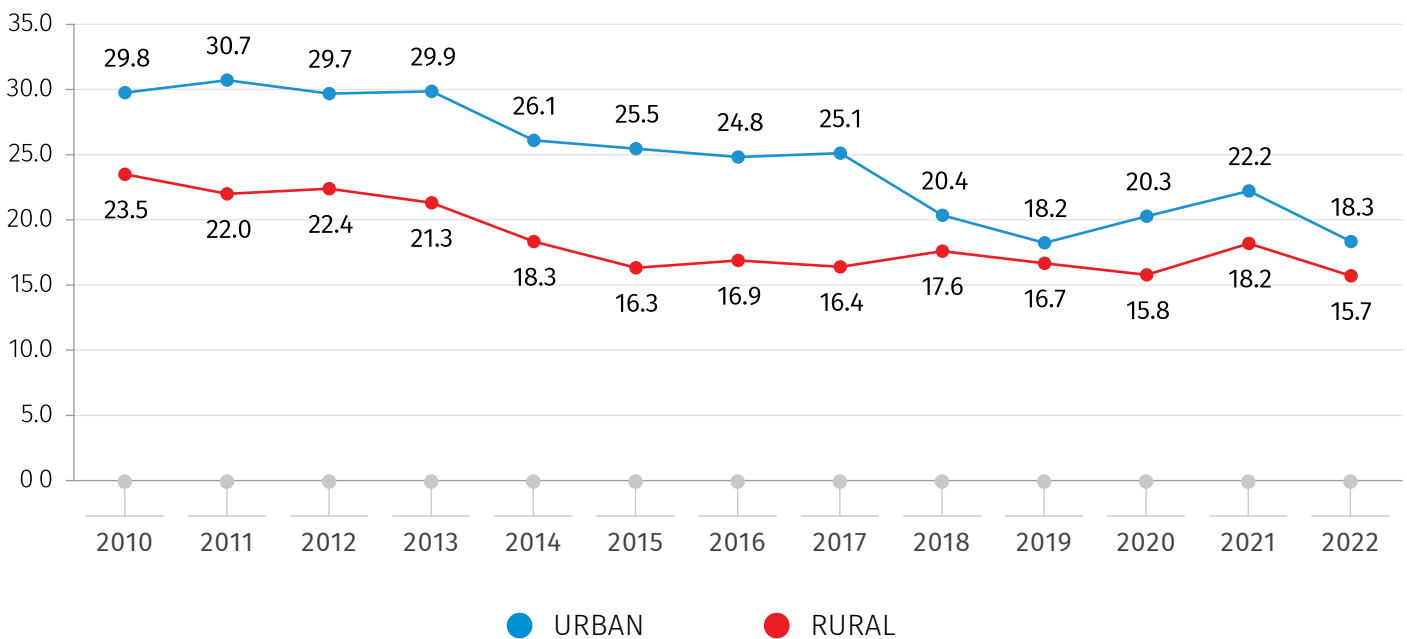
In 2022, the unemployment rate in urban settlements decreased by 3.9 percentage points compared to the previous year and in rural settlements - by 2.5 percentage points.

The chart below presents the unemployment rate in urban-rural areas by 2010-2022 years.

CHART №4

UNEMPLOYMENT RATE BY URBAN-RURAL

(%)



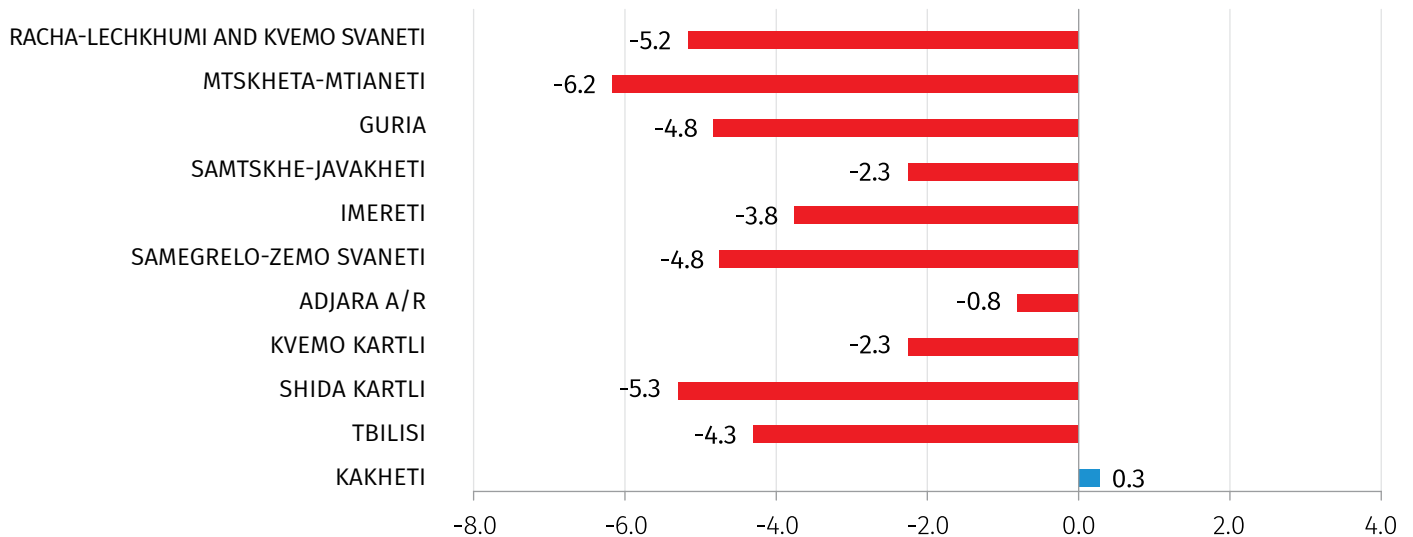
15.05.2023

In 2022, compared to the previous year, the most significant decline in the unemployment rate was observed in Mtskheta-Mtianeti, Shida Kartli and Racha-Lechkhumi and Kvemo-Svaneti regions by 6.2, 5.3 and 5.2 percentage points, respectively.

The chart below presents the change of the unemployment rate in 2022 compared to 2021 by regions.

CHART №5

**CHANGES OF UNEMPLOYMENT RATE IN REGIONS
IN 2022 IN COMPARISON WITH 2021
(PERCENTAGE POINT)**



NATIONAL STATISTICS OFFICE OF GEORGIA

15.05.2023

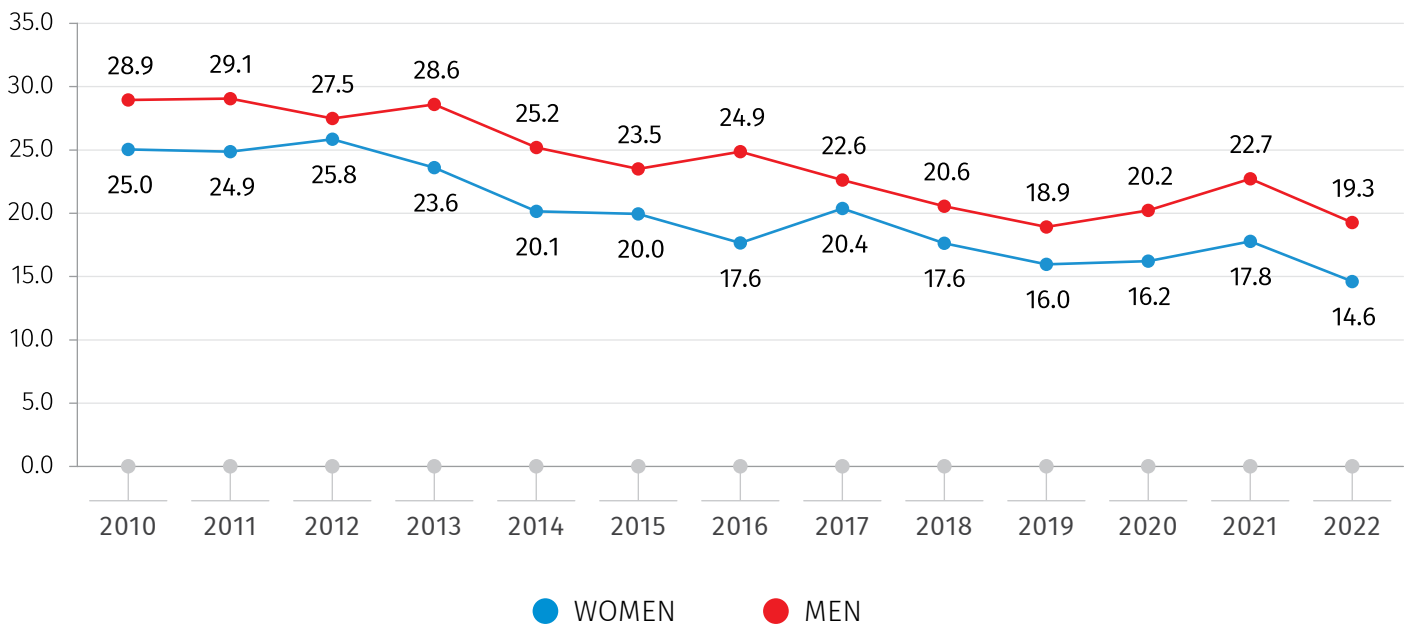
Traditionally, the unemployment rate is higher for men than for women. In 2022, compared to the previous year this indicator decreased for women by 3.2 percentage points and by 3.5 percentage points for men.

The chart below presents the unemployment rate by sex for 2010-2022 years.

CHART №6

UNEMPLOYMENT RATE BY SEX

(%)



NATIONAL STATISTICS OFFICE OF GEORGIA

15.05.2023

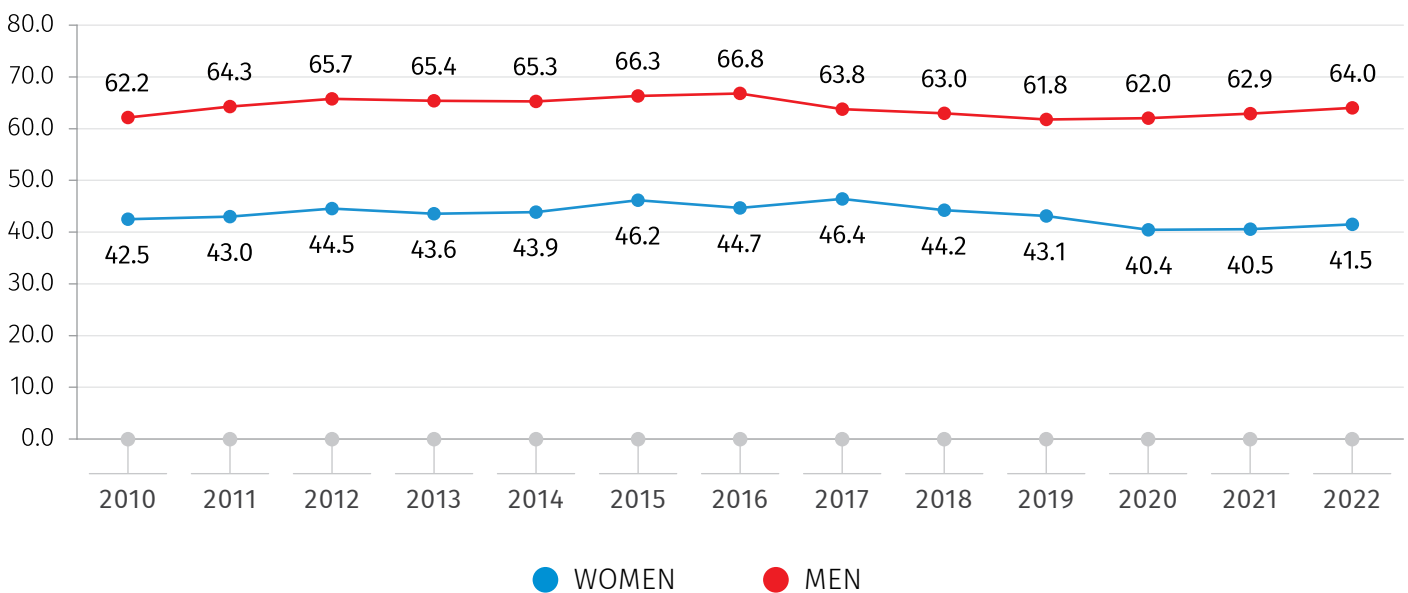
The labour force participation rate is higher for men than for women. In 2022 the indicator for women was 41.5 percent and for men – 64.0 percent. The labour force participation rate for women increased by 1.0, while that increased by 1.1 percentage points for men, compared to the previous year.

The chart below presents the labour force participation rate by sex for 2010-2022 years.

CHART №7

LABOUR FORCE PARTICIPATION RATE BY SEX

(%)



NATIONAL STATISTICS OFFICE OF GEORGIA

15.05.2023

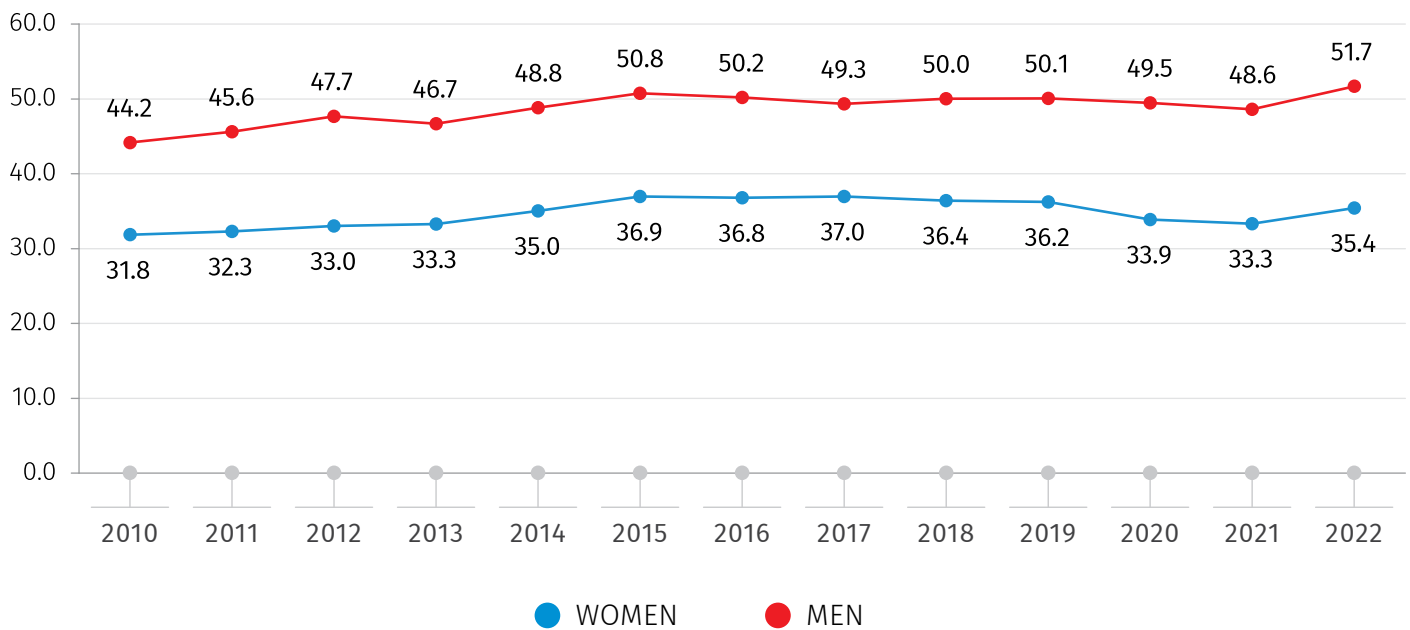
In 2022 the employment rate for women, as well as for men increased by 2.1 and 3.1 percentage points, respectively, compared to the previous year.

The chart below presents the employment rate by sex for 2010-2022 years.

CHART №8

EMPLOYMENT RATE BY SEX

(%)



NATIONAL STATISTICS OFFICE OF GEORGIA

15.05.2023

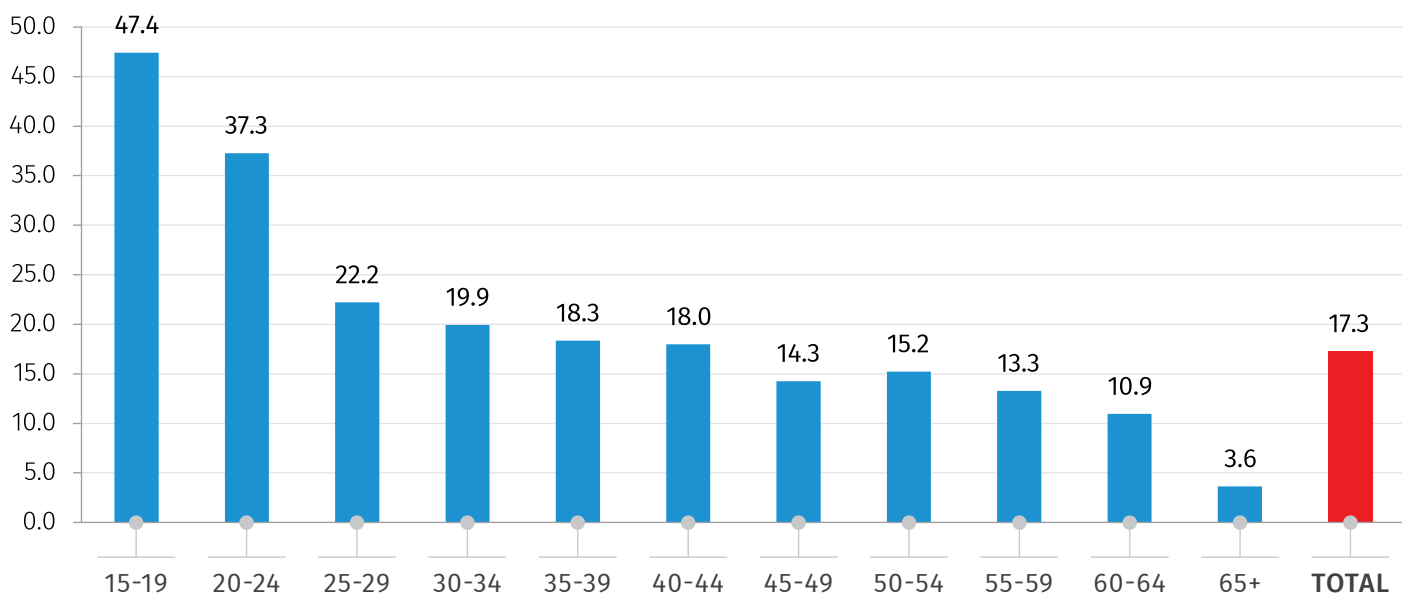
In 2022, the highest rate of unemployment was in the age group of 15-19 years (47.4 percent), while this indicator is traditionally the lowest in the 65+ age group (3.6 percent) due to the low activity of the population in this age group.

The chart below presents the unemployment rate by age groups in 2022 year.

CHART №9

UNEMPLOYMENT RATE BY AGE GROUPS

(%)



CONTACT PERSON:

Vasil Tsakadze, Tel.: (+995 32) 236 72 10 (600), E-mail: vtsakadze@geostat.ge

Mariam Kavelasvili. Tel.: (+995 32) 236 72 10 (020), E-mail: mkavelashvili@geostat.ge