

NATIONAL STATISTICS OFFICE OF GEORGIA

SEAPORTS AND TERMINALS OF GEORGIA

2023 | QUARTER



NATIONAL STATISTICS OFFICE OF GEORGIA

19.05.2023

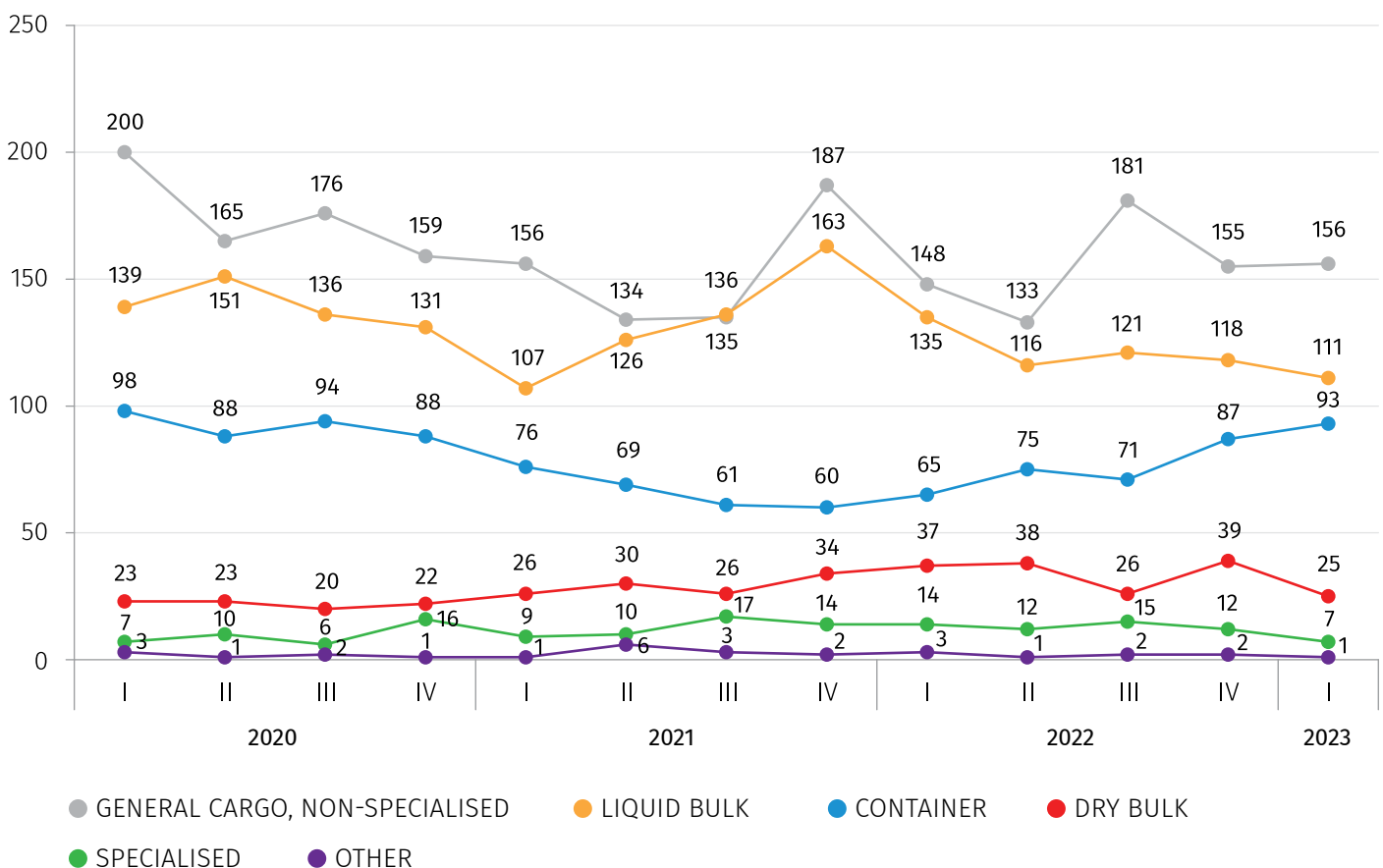
SEAPORTS AND TERMINALS OF GEORGIA

(2023, I QUARTER)

In the first quarter of 2023, 393¹ ships entered the ports and terminals of Georgia, of which 39.7 percent are general cargo carriers, 28.2 percent are liquid bulk, 23.7 percent are container ships, 8.4 percent distributed among dry bulk carriers, specialized ships and tugs.

In the first quarter of 2023, the ports and terminals of Georgia received 43.1 percent more container ships compared to the corresponding period previous year, 5.4 percent more - general cargo carriers, 17.8 percent less - liquid bulk, 32.4 percent less - dry bulk.

NUMBER OF SHIP BY TYPE



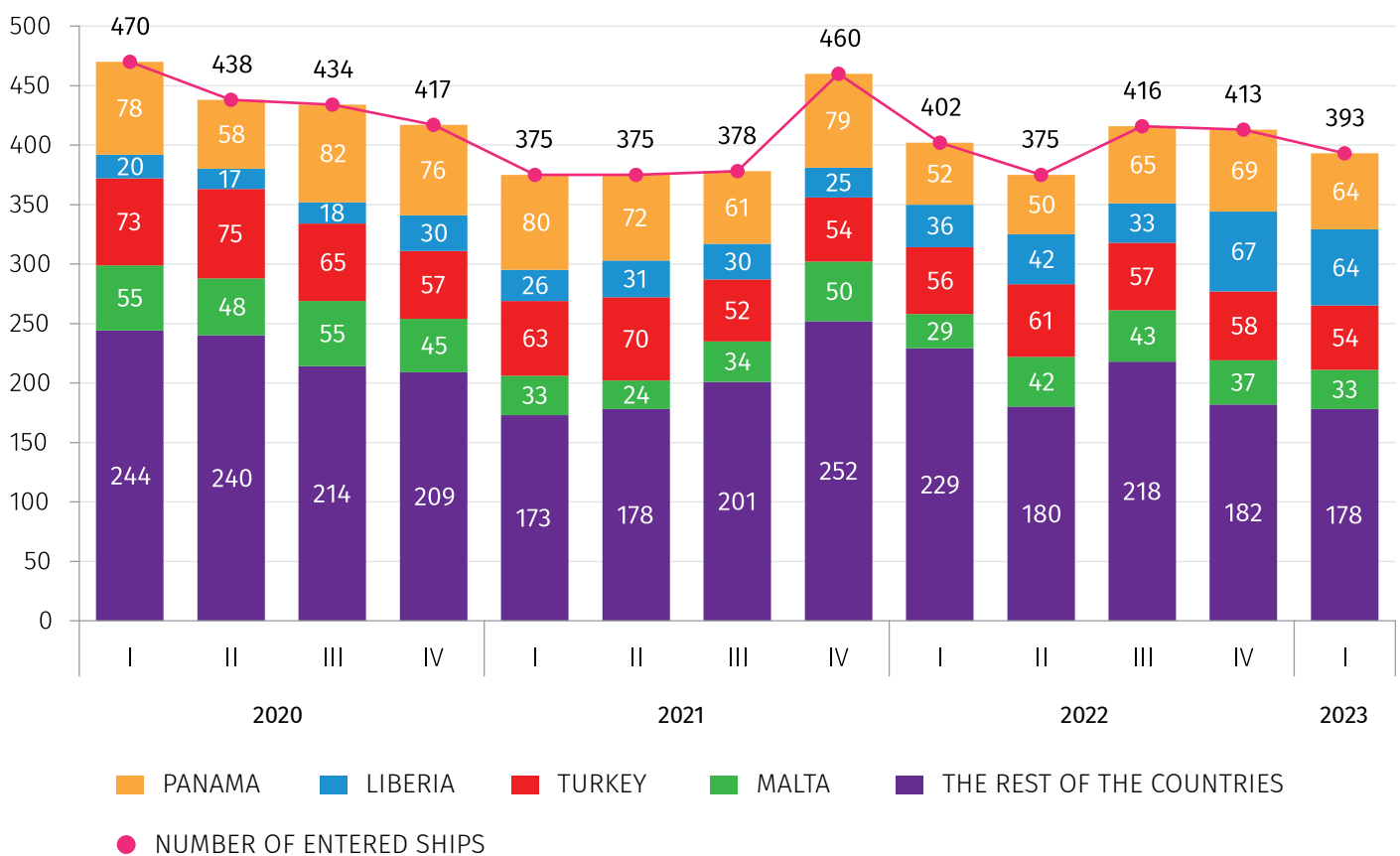
¹Source: Maritime Transport Agency of Georgia

NATIONAL STATISTICS OFFICE OF GEORGIA

19.05.2023

In the first quarter of 2023, 16.3 percent of the ships arriving at the ports and terminals of Georgia sail under the flag of Panama, 16.3 percent - under the flag of Liberia, 13.7 percent - under the flag of Turkey, 8.4 percent sail under the flag of Malta, 5.3 percent - under the flag of Bulgaria, 5.1 percent - under the flag of Russian Federation, the rest 34.9 The interest is distributed to other countries.

THE NUMBER OF SHIPS ENTERED IN PORTS AND TERMINALS OF GEORGIA ACCORDING TO THE COUNTRIES OF REGISTRATION (FLAG), UNIT

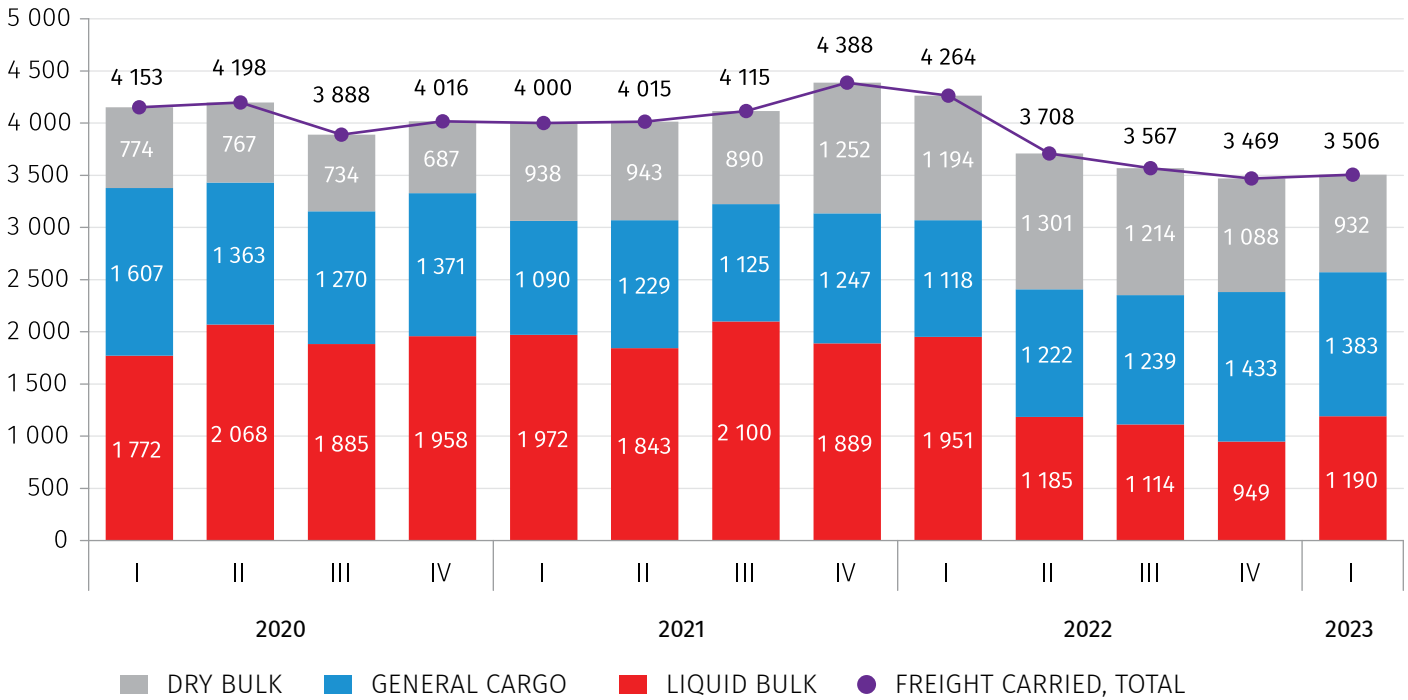


In first quarter of 2023, ports and terminals of Georgia processed 3505.6 thousand tons cargo, which is 17.8 percent less than the indicator of the same period previous year. 39.4 percent of freight carried is general cargo, 34.0 percent - liquid bulk, 26.6 percent - dry bulk.

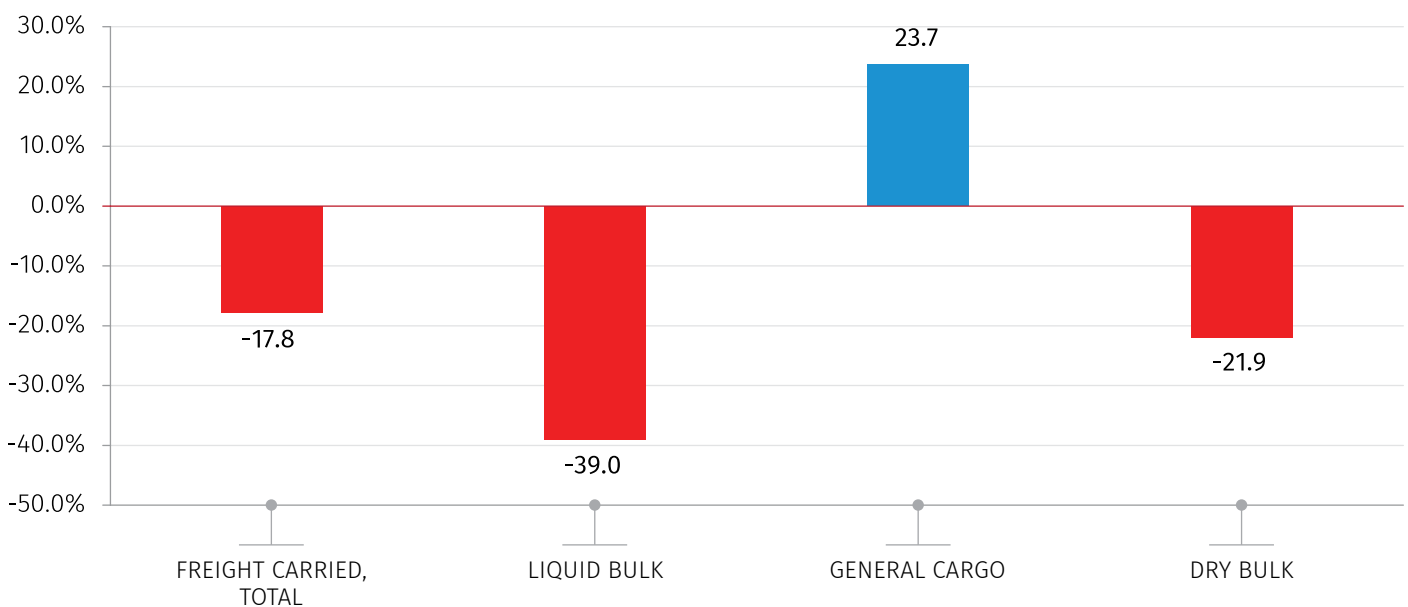
NATIONAL STATISTICS OFFICE OF GEORGIA

19.05.2023

FREIGHT CARRIED BY TYPES, (THOUSAND TONS)



CHANGES IN THE VOLUME OF FREIGHT CARRIED IN PORTS AND TERMINALS OF GEORGIA, THE FIRST QUARTER OF 2023 COMPARED TO THE FIRST QUARTER OF THE PREVIOUS YEAR, (%)

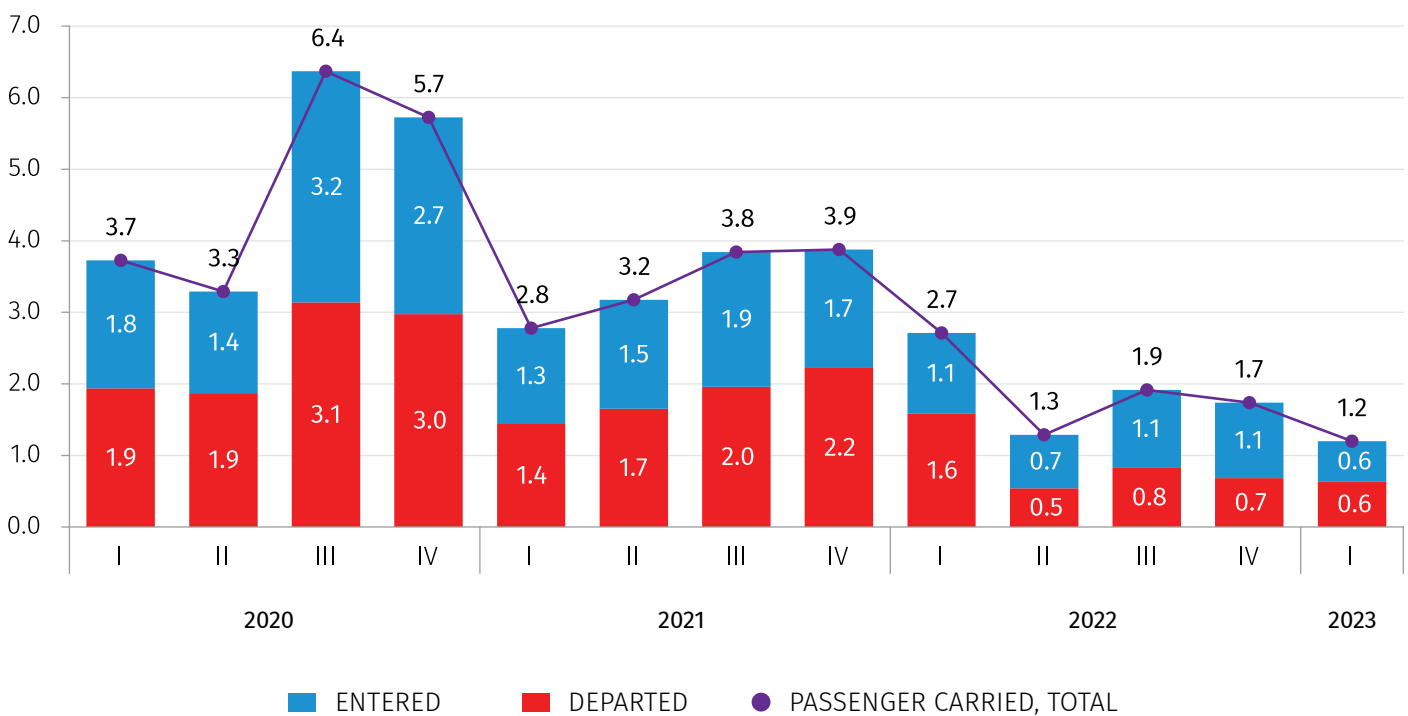


NATIONAL STATISTICS OFFICE OF GEORGIA

19.05.2023

In the first quarter of 2023, the ports of Georgia served 1.2 thousand passengers, which is 55.8 percent less than the indicator of the same period previous year. In addition, the share of entered passengers in the passenger carried slightly higher the share of outgoing passengers and is 53.0 percent.

**PASSENGERS CARRIED IN PORTS AND TERMINALS OF GEORGIA,
(THOUSAND)**



National Statistics Office of Georgia

CONTACT PERSONS:

Aleksandre Arabuli, Tel.: 2 36 72 10 (200), E-mail: aarabuli@geostat.ge

Mariam Kavelashvili, Tel.: 2 36 72 10 (020), E-mail: mkavelashvili@geostat.ge