



NATIONAL STATISTICS OFFICE OF GEORGIA

GEORGIAN RAILWAY

2023 | QUARTER



19.05.2023

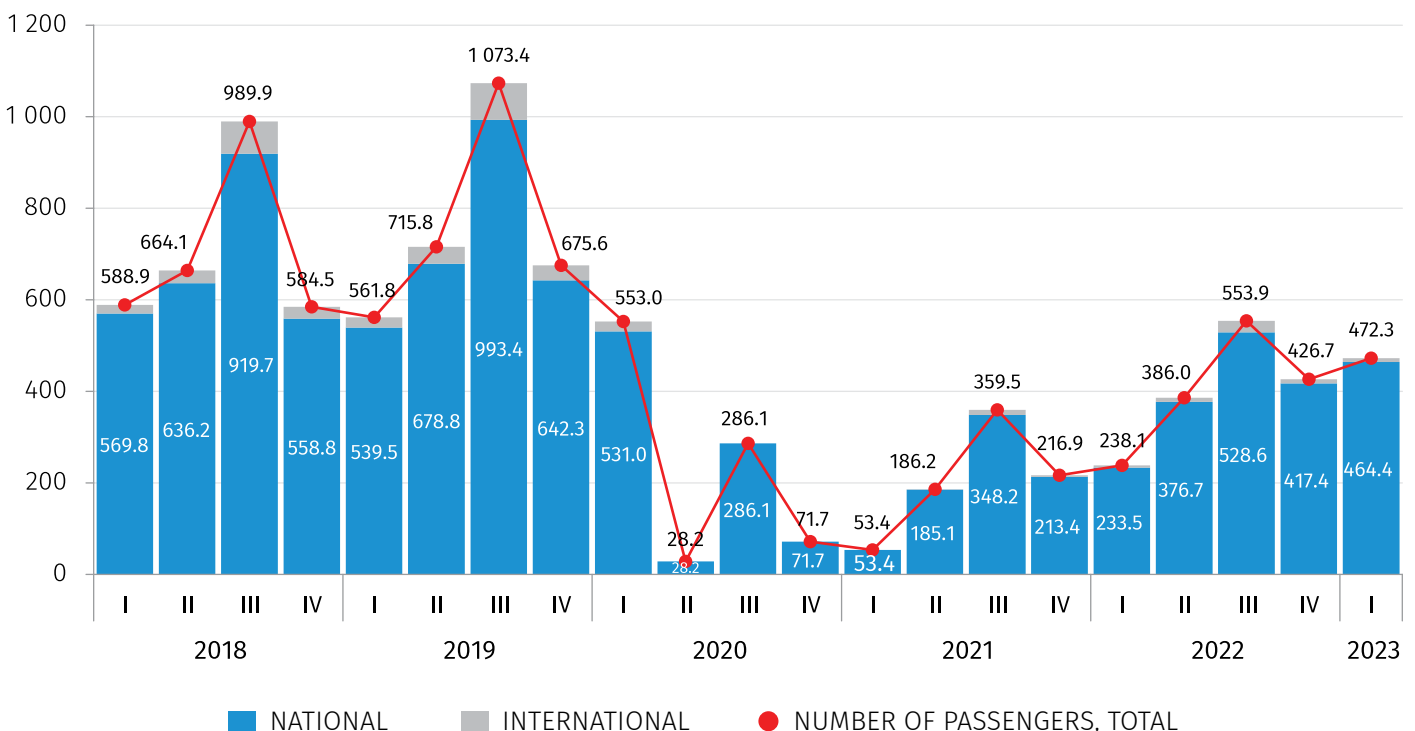
MAIN INDICATORS OF RAILWAY STATISTICS

(2023, I QUARTER)

In the first quarter of 2023 the number of passengers were transported by the Georgian Railway increased by 98.3 percent compared to the corresponding period of the previous year and amounted to 472.3 thousand persons. In the same period, passenger turnover value increased by 90.9 percent and amounted to 136.5 million passenger-kilometer.

In the first quarter of 2023, the number of national transported passengers amounted to 464.4 thousand persons, which represents 98.3 percent of the total number of passengers and exceeds the same indicator of the corresponding period of the previous year by 98.9 percent. At the same period the number of international transported passengers amounted to 7.8 thousand, which is 68.4 percent higher than the same indicator of corresponding period of the previous year. The country of embarkation was Armenia for 55.6 percent of international transported passengers while the country of disembarkation was Armenia for 44.4 percent of international transported passengers (no passengers were transported from/to Azerbaijan in the first quarter of 2023).

NUMBER OF RAILWAY PASSENGERS,
(THOUSAND PASSENGERS)

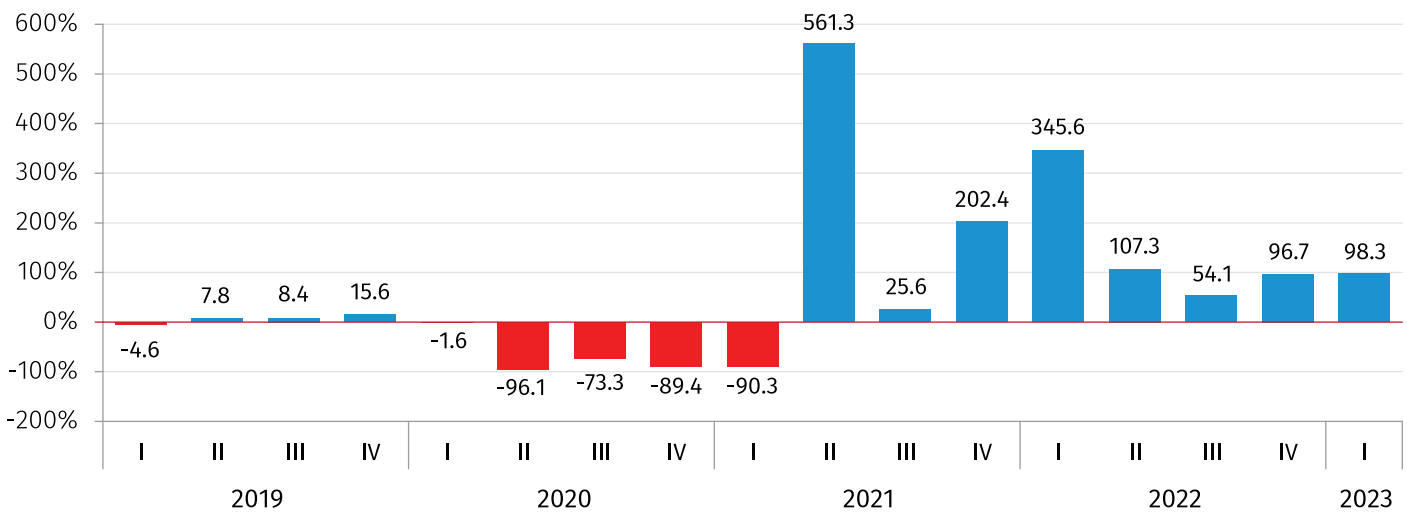


NATIONAL STATISTICS OFFICE OF GEORGIA

19.05.2023

The chart below shows the percentage change in the number of passengers transported by rail compared to the corresponding period of the previous year, in 2019-2023:

PERCENTAGE CHANGE IN THE NUMBER OF PASSENGERS COMPARED TO THE CORRESPONDING PERIOD OF THE PREVIOUS YEAR, (%)

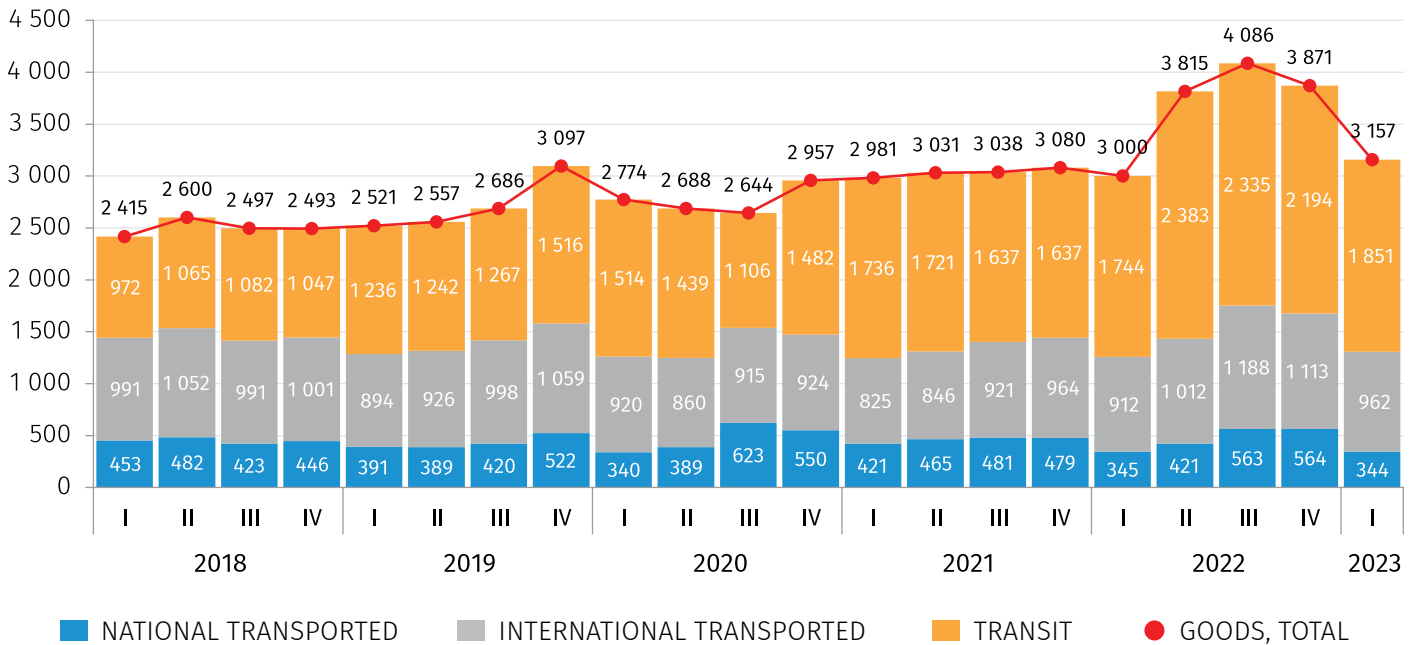


In the first quarter of 2023, rail transported freight value amounted to 3.2 mln. tons, which exceeds the same indicator of corresponding period of the previous year by 5.2 percent and of which 10.9 percent represents national, 30.5 percent - international (excluded transit) and 58.6 percent - transit.

NATIONAL STATISTICS OFFICE OF GEORGIA

19.05.2023

RAILWAY TRANSPORTED FREIGHTS BY TYPE OF TRANSPORT (THSD. TONS)

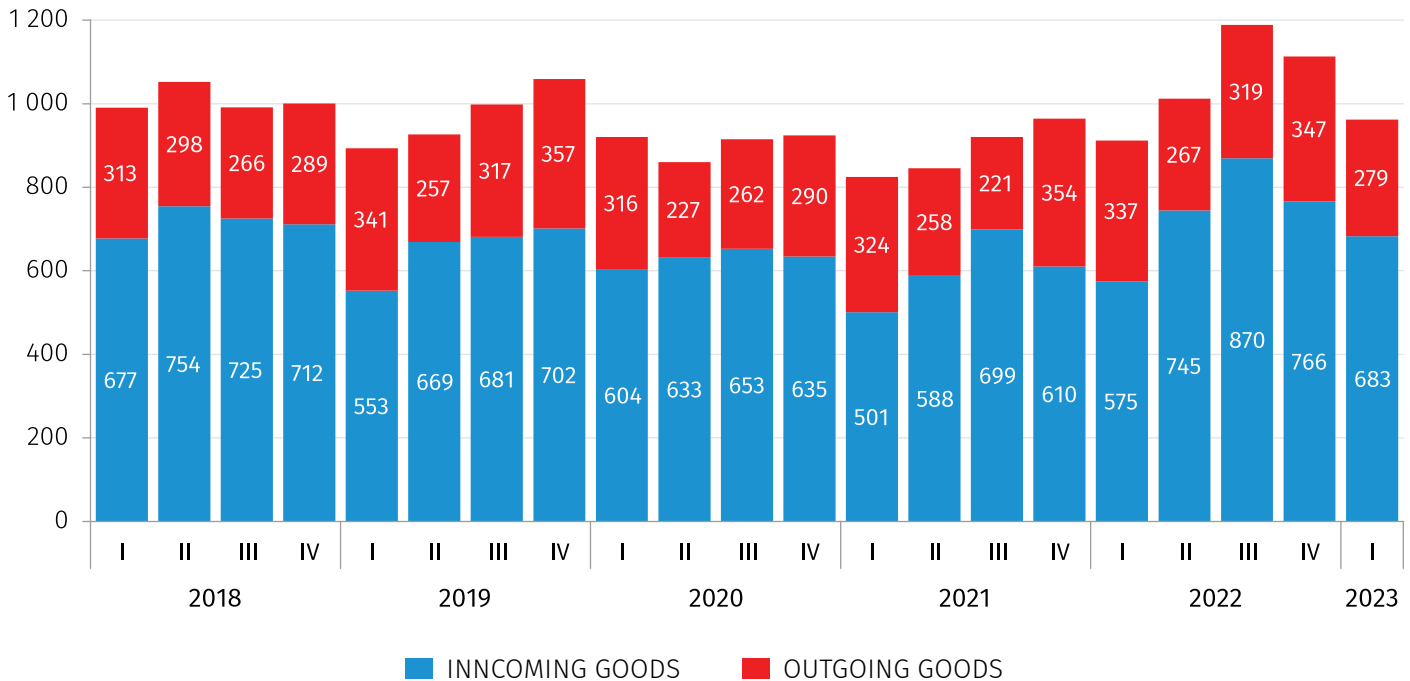


In the first quarter of 2023 the share of outgoing freight value represents 29.0 percent in the total railway transported freight while the share of incoming goods represents 71.0 percent.

The chart below shows the structure of international transported freight in 2019-2023:

19.05.2023

STRUCTURE OF INTERNATIONAL TRANSPORTED GOODS
(THSD. TONS)



In the first quarter of 2023, the sender country for 70.3 percent of the total incoming freight value is Russian Federation, for 12.2 percent - Azerbaijan, for 3.4 percent - Romania, for 2.3 percent - Armenia, for 2.2 percent - Turkmenistan and for 1.5 percent - Turkey.¹

In the first quarter of 2023, the country of final destination for 19.5 percent of total outgoing freight value is Armenia, for 12.9 percent - Russian Federation and for 7.3 percent - Kazakhstan.

In the first quarter of 2023 Turkey is the final destination country for 14.3 percent of the total transit freight value, Netherlands - for 10.7 percent, Italy - for 7.0 percent and China - for 6.1 percent. In the same period Kazakhstan is sender country for 23.7 percent of the total transit freight value, Brazil - for 5.6 percent, Indonesia - for 2.7 percent, Turkey - for 2.1 percent.

In reporting period 30.5 percent of the total freight value is coal, crude oil and oil products and natural gas, 27.5 percent - metal ores and other mining and quarrying products, 12.3 percent - food products, beverages and tobacco.

The distribution by type of goods is different in the case of national transported freights, where 68.7 percent is metal ores and other mining and quarrying products, 13.8 percent - coal, crude oil and oil products and natural gas, 4.4 percent - other nonmetallic mineral products.

¹In order to protect data confidentiality, the freight value transported from/to certain countries are not available.

19.05.2023

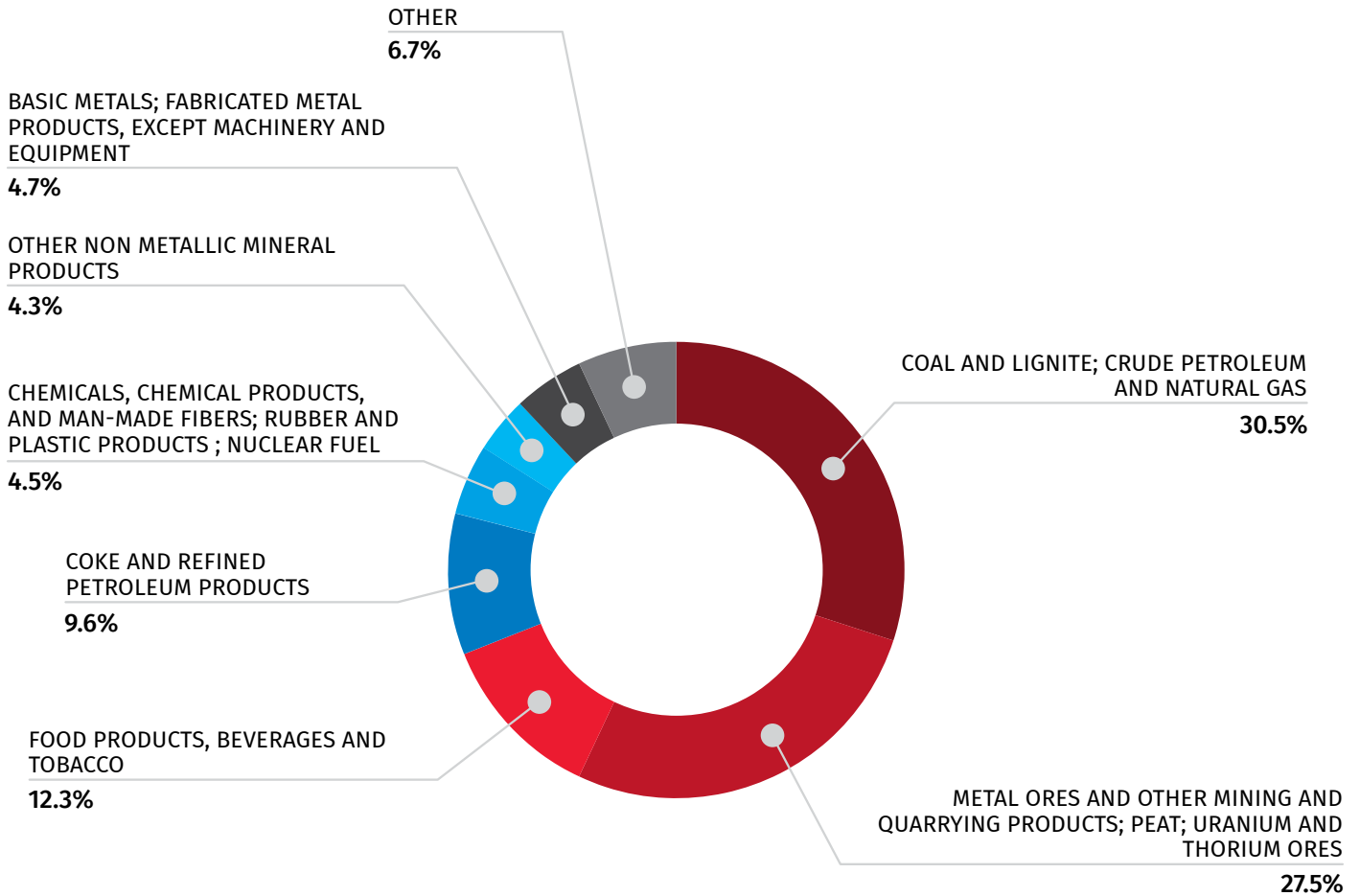
As for international transported freights incoming goods mainly are coal, crude oil and oil products and natural gas (49.2 percent), other nonmetallic mineral products (12.3 percent) and coke and refined petroleum products (10.8 percent), while outgoing goods mainly are metal ores and other mining and quarrying products (38.4 percent), food products, beverages and tobacco (21.6 percent), basic metals- and metal products (16.1 percent), products of agriculture (11.8 percent).

In the first quarter of 2023, 72.8 percent of the total volume of transit freight value comes on three type of goods, in particular coal, crude oil and oil products and natural gas (31.3 percent), metal ores and other mining and quarrying products (24.7 percent) and food products, beverages and tobacco (16.8 percent).

The chart below shows the structure of rail transported freight value by type in the first quarter of 2023:

19.05.2023

DISTRIBUTION OF FREIGHT VALUE
BY TYPE



National Statistics Office of Georgia

CONTACT PERSONS:

Aleksandre Arabuli, Tel.: 2 36 72 10 (200), E-mail: aarabuli@geostat.ge

Mariam Kavelashvili, Tel.: 2 36 72 10 (020), E-mail: mkavelashvili@geostat.ge