

NATIONAL STATISTICS OFFICE OF GEORGIA

INDICATORS OF CULTURE STATISTICS

2022



15.06.2023

CULTURE STATISTICS

2022

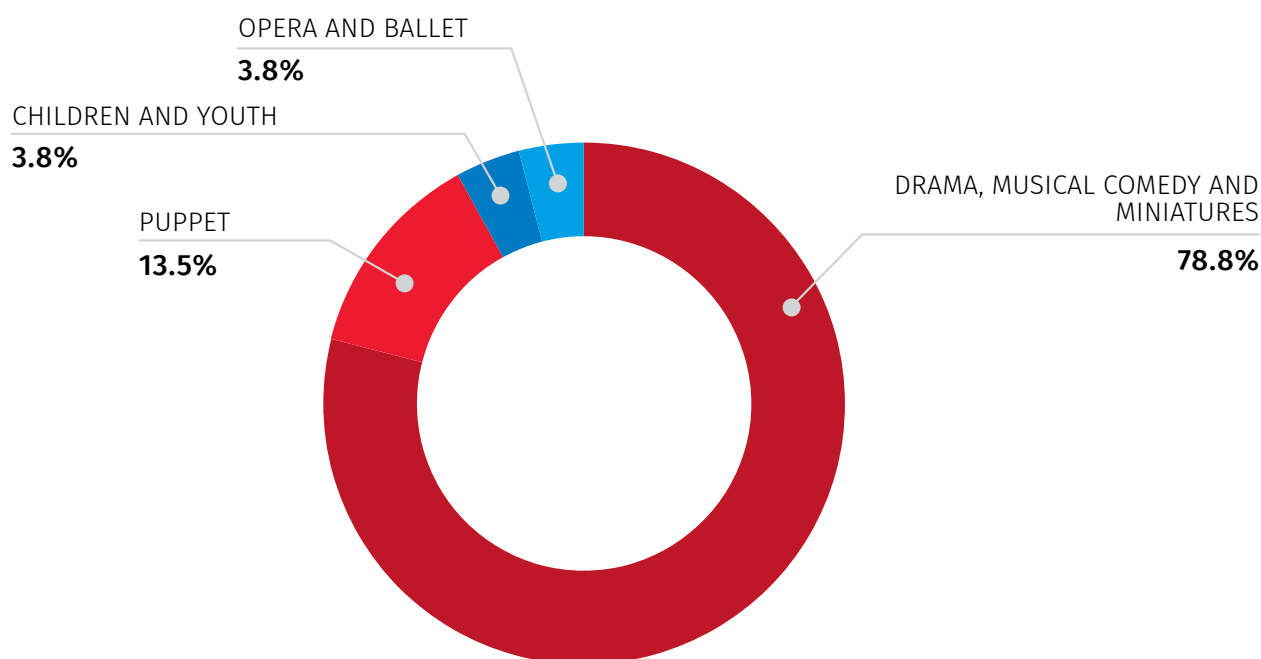
STATISTICAL SURVEY OF THEATRES

In 2022, 52 professional theatres were operated in Georgia, of which 2 were Opera and Ballet, 41 - Drama, Musical Comedy and Miniatures, 2 - Children's and Youth and 7 - Puppet theatres. The majority of theaters (51.9 percent) are operated in Tbilisi, 15.4 percent in Imereti, and 32.7 percent in other regions.

The chart below presents the distribution of professional theatres by theatre type, in 2022.

CHART №1

DISTRIBUTION OF THEATRES BY THEATRE TYPE IN 2022



In 2022, the number of events held in the country amounted to 4.0 thousand, of which the number of offsite events amounted to 256. The number of events held abroad amounted to 79, in which 920 persons were participated.

NATIONAL STATISTICS OFFICE OF GEORGIA

15.06.2023

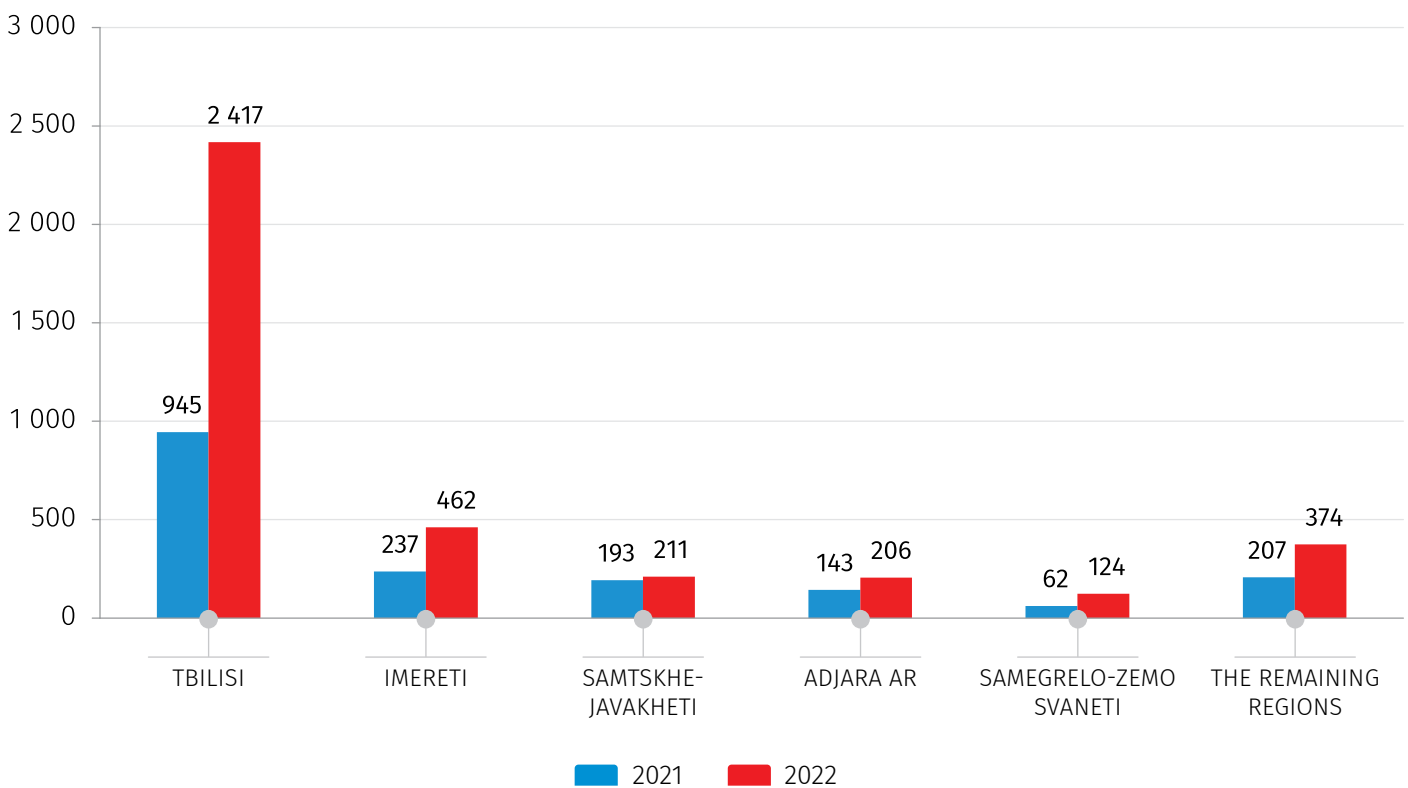
The number of performances in 2022 increased by 112.3 percent compared to the previous year and amounted to 3 794. More than half of the performances (63.7 percent) were held in Tbilisi.

The chart below presents the number of performances by regions in 2021-2022.

CHART №2

NUMBER OF PERFORMANCES BY REGIONS IN 2021-2022

(UNIT)



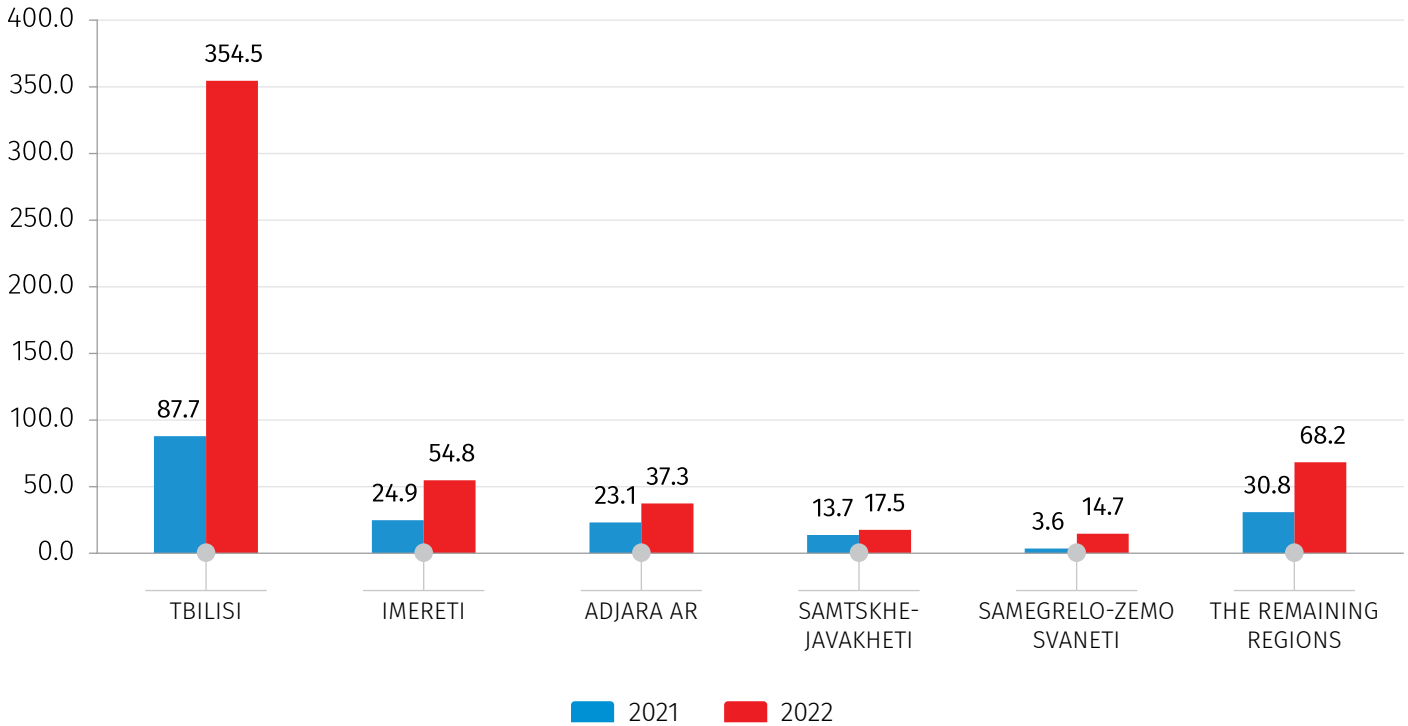
In 2022, compared to the previous year, the total number of attendants, increased 3 times compared to the previous year and amounted to 547.0 thousand. The highest attendance rate was in Tbilisi (64.8 percent), followed by Imereti (10.0 percent).

The chart below presents the number of attendants by regions in 2021-2022.

15.06.2023

CHART №3

NUMBER OF ATTENDANTS BY REGIONS IN 2021-2022
(THOUSAND PERSONS)

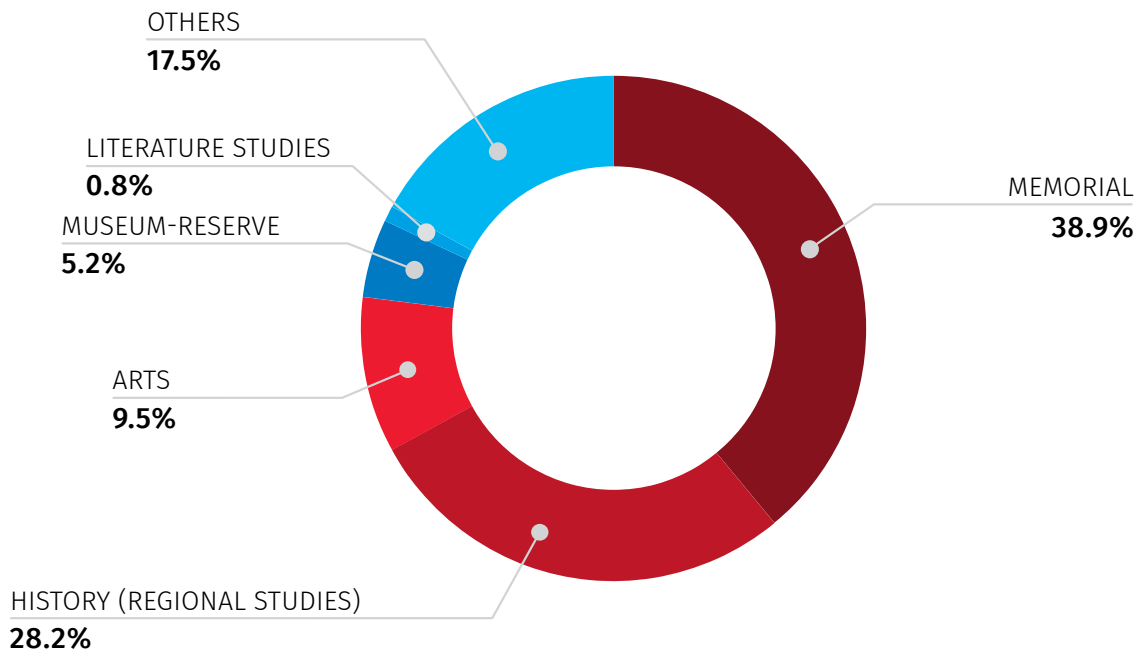


In 2022, 252 museums and museum reserves were operated in Georgia, of which 98 were memorial, 71 - history (regional studies), 24 - arts, 13 - museum-reserve, 2 – literature studies, and 44 – other types of museums.

The chart below presents the distribution of museums and museum reserves by type in 2022.

CHART №4

DISTRIBUTION OF MUSEUMS AND MUSEUM RESERVES IN 2022



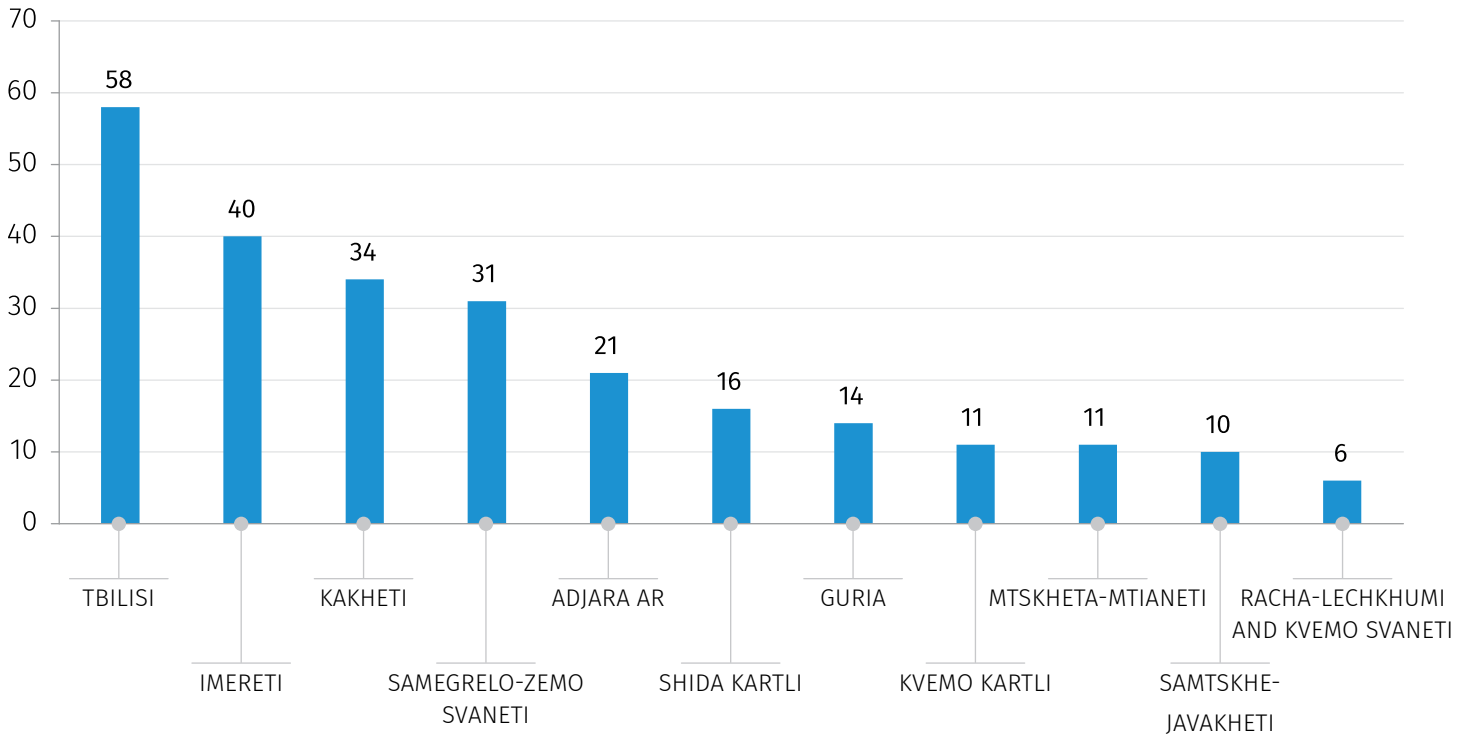
In 2022, most museums were operated in Tbilisi (23.0 percent), followed by Imereti (15.9 percent) and Kakheti (13.5 percent).

The chart below presents the distribution of museums and museum-reserves by regions in 2022.

15.06.2023

CHART №5

NUMBER OF MUSEUMS AND MUSEUM-RESERVES BY REGIONS IN 2022
(UNIT)



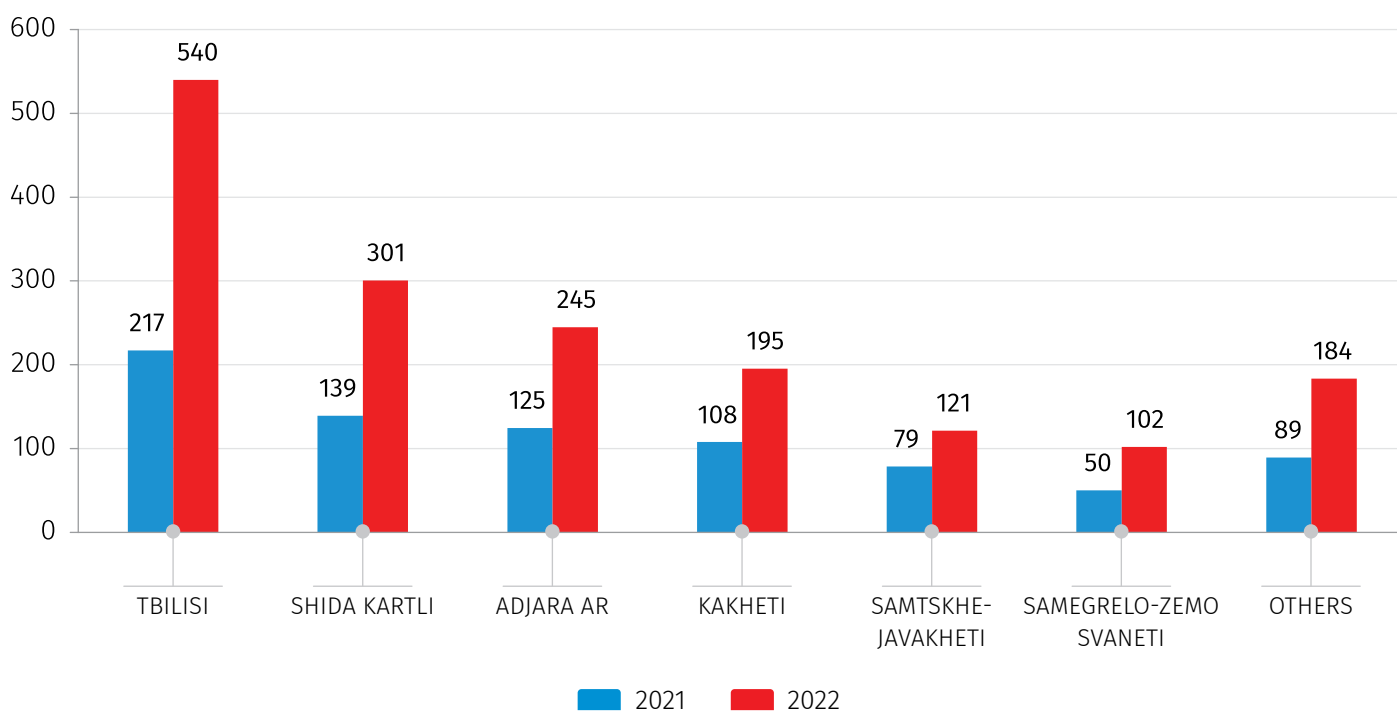
In 2022, the number of visitors in museums increased by 109.2 percent compared to the previous year and amounted to 1 688.2 thousand. Average number of visitors per museum equaled to 6.7 thousand persons.

The chart below presents the number of visitors by regions in 2021-2022.

15.06.2023

CHART №6

NUMBER OF VISITORS BY REGIONS IN 2021-2022
(THOUSAND PERSONS)



In 2022, the number of excursions in museums increased by 95.0 percent and amounted to 39 110, the number of exhibitions increased by 59.0 percent and amounted to 854.

CONTACT PERSONS:

Vasil Tsakadze, Tel: (+995 32) 236 72 10 (600). E-mail: vtsakadze@geostat.ge

Mariam Kavelasvili, Tel.: (+995 32) 236 72 10 (020). E-mail: mkavelashvili@geostat.ge