

NATIONAL STATISTICS OFFICE OF GEORGIA

**SURVEY RESULTS FOR LIVESTOCK
SLAUGHTERHOUSES, GRAIN STORAGE
ELEVATORS AND COLD STORAGE FACILITIES**

II QUARTER, 2023



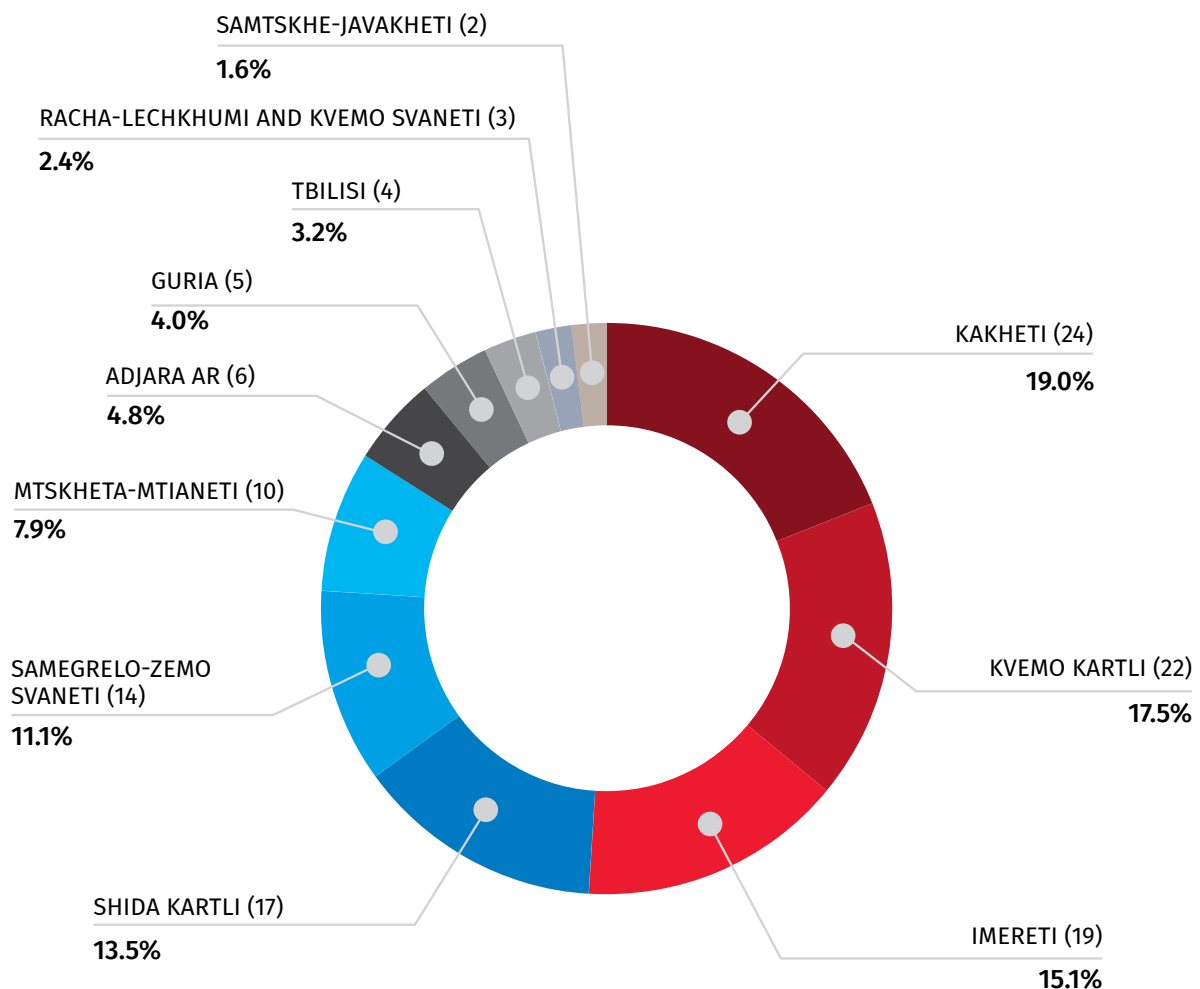
16.08.2023

**SURVEY RESULTS FOR LIVESTOCK SLAUGHTERHOUSES,
ELEVATORS AND COLD STORAGE FACILITIES
(II QUARTER, 2023)**

SLAUGHTERHOUSES

The total number of active livestock and poultry slaughterhouses in Georgia in the II quarter of 2023 were 126, of which 19.0 percent were located in Kakheti region, 17.5 percent in Kvemo Kartli region, 15.1 percent in Imereti region, 13.5 percent in Shida Kartli region, 11.1 percent in Samegrelo-Zemo Svaneti region and remained 23.8 percent in other regions:

**ACTIVE LIVESTOCK AND POULTRY SLAUGHTERHOUSES IN GEORGIA BY REGIONS,
II QUARTER, 2023**



16.08.2023

According to the survey, 115.5 thousand head of livestock were slaughtered in slaughterhouses in the II quarter of 2023, of which 38.2 percent were cattle, 50.5 percent - pigs and 10.4 percent - sheep and goats. The share of other livestock (excluding poultry) slaughtered is 0.9 percent. In addition, the number of poultry slaughtered in slaughterhouses during the reporting period amounted to 3 463.7 thousand.

In total 14.5 thousand tons of meet (i.e. slaughtered weight, including poultry meat) was produced by slaughterhouses during the II quarter of 2023, of which 30.4 percent is beef, 42.7 percent – poultry, 25.3 percent – pork, 1.6 percent – sheep and goat meat, while the share of other meet is not significant.

The service was provided to 13.7 thousand persons, 37.0 percent of which were households. Average monthly number of persons employed in slaughterhouses equaled 1 065 persons.

The average prices of the slaughter services were: 33.8 GEL per cattle, 12.7 GEL per sheep or goat and 30.0 GEL per pig.

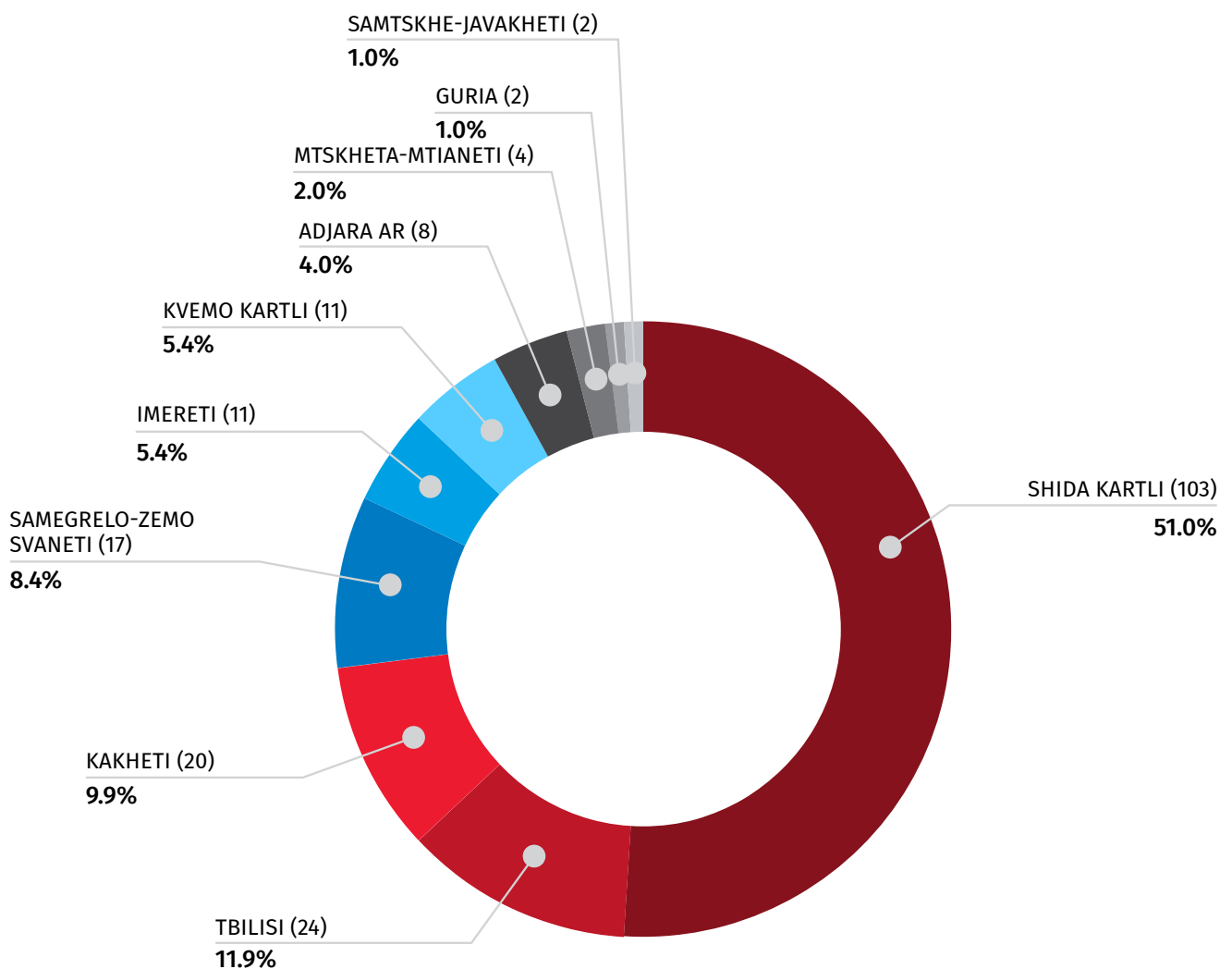
NATIONAL STATISTICS OFFICE OF GEORGIA

16.08.2023

COLD STORAGE FACILITIES

In the II quarter of 2023 the number of active cold storage facilities in Georgia was 202 and most of them were located in Shida Kartli region (51.0 percent). Active cold storage facilities were also located in Tbilisi (11.9 percent), Kakheti region (9.9 percent), Samegrelo-Zemo Svaneti region (8.4 percent), Imereti region (5.4 percent), Kvemo Kartli region (5.4 percent), Adjara AR (4.0 percent), Mtskheta-Mtianeti region (2.0 percent), Guria region (1.0 percent) and Samtskhe-Javakheti region (1.0 percent):

ACTIVE COLD STORAGE FACILITIES IN GEORGIA BY REGIONS, II QUARTER, 2023

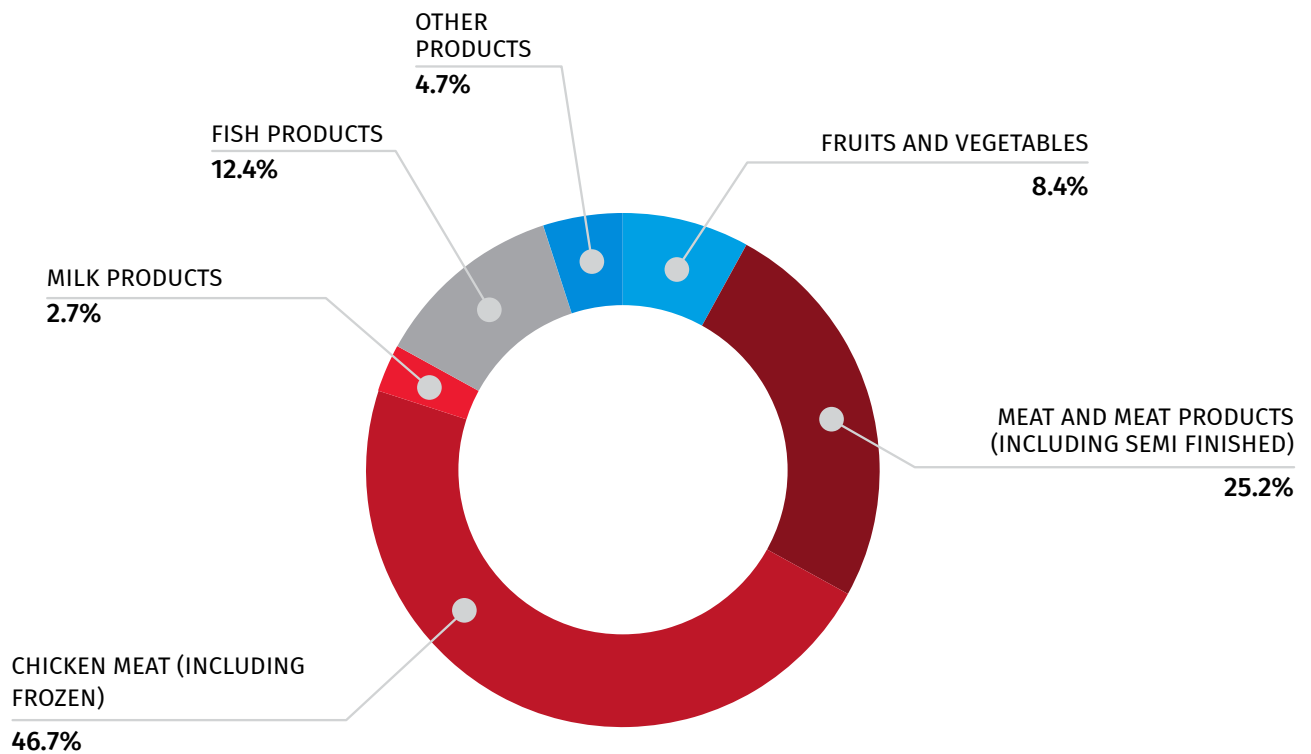


16.08.2023

In the II quarter of 2023, the service was provided to 312 customers. The number of producers and resellers, from whom the products was purchased, amounted to 881 persons. Average monthly number of persons employed in cold storage facilities were 1 272.

In total 67.7 thousand tons of products were stored in cold storage facilities during the II quarter of 2023, of which 46.7 percent was chicken meat (including frozen meat), 25.2 percent – meat and meat products (including semi-finished products, excluded chicken meat), 12.4 percent – fish, 8.4 percent – fruit and vegetable, while remaining products had a small share:

**PRODUCTS STORED IN COLD STORAGE FACILITIES,
II QUARTER, 2023**



16.08.2023

In the II quarter of 2023, the share of own production in the total volume of products stored in cold storage facilities was 17.4 percent, while the share of products purchased for further realization was 19.9 percent and the share of products stored as services was 62.8 percent. The service fee at the same period amounted to 5.8 million GEL.

In the II quarter of 2023, the total cost of products (20.4 thousand tones) sold by cold storage facilities amounted 113.5 million GEL, of which the share of imported products was 26.1 percent, share of own production was 31.5 percent and the share of products (local) purchased for resale was 42.4 percent. Herewith, 61.1 percent of own production sold by cold storage facilities was chicken meat. Significant share of imported products was Chicken meat (including frozen) (47.6 percent), meat and meat products (including semi-finished products) (31.7 percent) and fish (12.1 percent).

In the II quarter of 2023, the value of products sold by cold storage facilities on the foreign market amounted to 6.8 million GEL, which consists 6.0 percent of the total value of products sold in the same period. Mostly chicken meat, fish, fruits and vegetables were sold on the foreign markets.

According to the survey results, the average daily load per storage (out of total storage capacity in percent) was 44.3 percent in April, 51.4 percent in May and 45.7 percent in June.

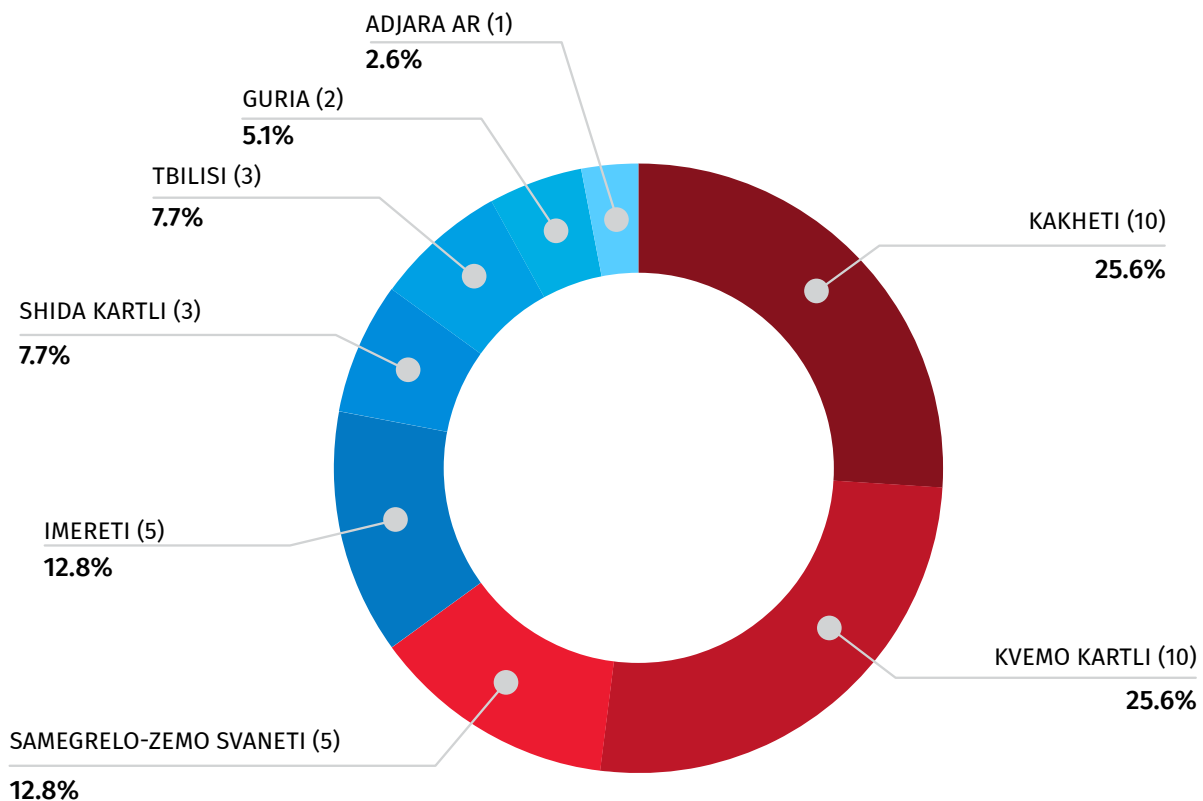
NATIONAL STATISTICS OFFICE OF GEORGIA

16.08.2023

ELEVATORS

The total number of active elevators in Georgia in the II quarter of 2023 were 39 and most of them were located in Kakheti (25.6 percent) and in Kvemo Kartli (25.6 percent) regions, while 12.8 percent of active elevators were located in Samegrelo-Zemo Svaneti region, 12.8 percent in Imereti region, 7.7 percent in Shida Kartli, 7.7 percent in Tbilisi, 5.1 percent in Guria region and 2.6 percent in Adjara AR:

**ACTIVE ELEVATORS IN GEORGIA BY REGIONS,
II QUARTER, 2023**



In the II quarter of 2023, the service was provided to 28 customers. The number of producers and resellers, from whom the product were purchased, was 91 persons, while the average monthly number of persons employed in cold storage facilities equaled 486.

In total 85.4 thousand tons of products were stored in elevators during the II quarter of 2023, 59.2 percent of which was wheat. The share of products purchased by the elevators for resale in the total amount of products stored in the elevators was 66.0 percent at the same period.

NATIONAL STATISTICS OFFICE OF GEORGIA

16.08.2023

Total amount of products sold by the elevators during the II quarter of 2023 amounted 47.5 thousand tones (total cost – 54.4 million GEL), 53.5 percent of which was own production.

The biggest share among own production had wheat flour, which consist 85.1 percent of total own production sold by the elevators at the same period.

According to survey results, average daily load per storage (out of total capacity of storages in percent) amounted to 49.2 percent in April, 47.8 percent in May and 43.6 percent in June.

National Statistics Office of Georgia

CONTACT PERSONS:

Tinatin Ksovreli, Tel: 2 36 72 10 (217) E-mail: tksovreli@geostat.ge

Mariam Kavelashvili, Tel: 2 36 72 10 (020), E-mail: mkavelashvili@geostat.ge