

NATIONAL STATISTICS OFFICE OF GEORGIA

SEAPORTS AND TERMINALS OF GEORGIA (2023, II QUARTER)



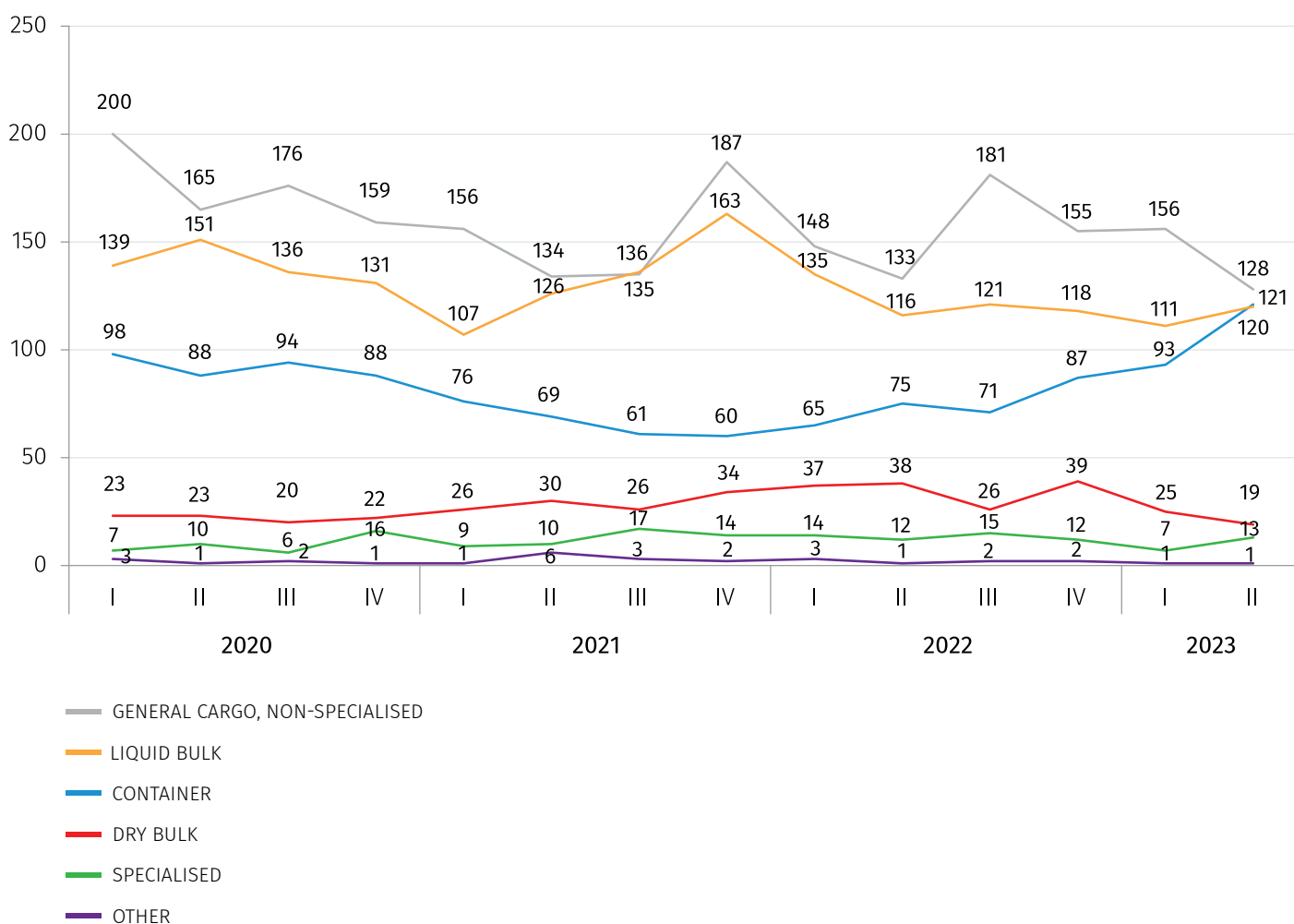
18.08.2023

SEAPORTS AND TERMINALS OF GEORGIA (2023, II QUARTER)

In the second quarter of 2023, 402 ships entered the ports and terminals of Georgia, of which 31.8 percent are general cargo carriers, 30.1 percent are container ships, 29.9 percent are liquid bulk, 8.2 percent distributed among dry bulk carriers, specialized ships and tugs.

In the second quarter of 2023, the ports and terminals of Georgia received 61.3 percent more container ships compared to the corresponding period previous year, 3.4 percent more - liquid bulk, 3.8 percent less - general cargo carriers, 50.0 percent less - dry bulk.

NUMBER OF SHIP BY TYPE



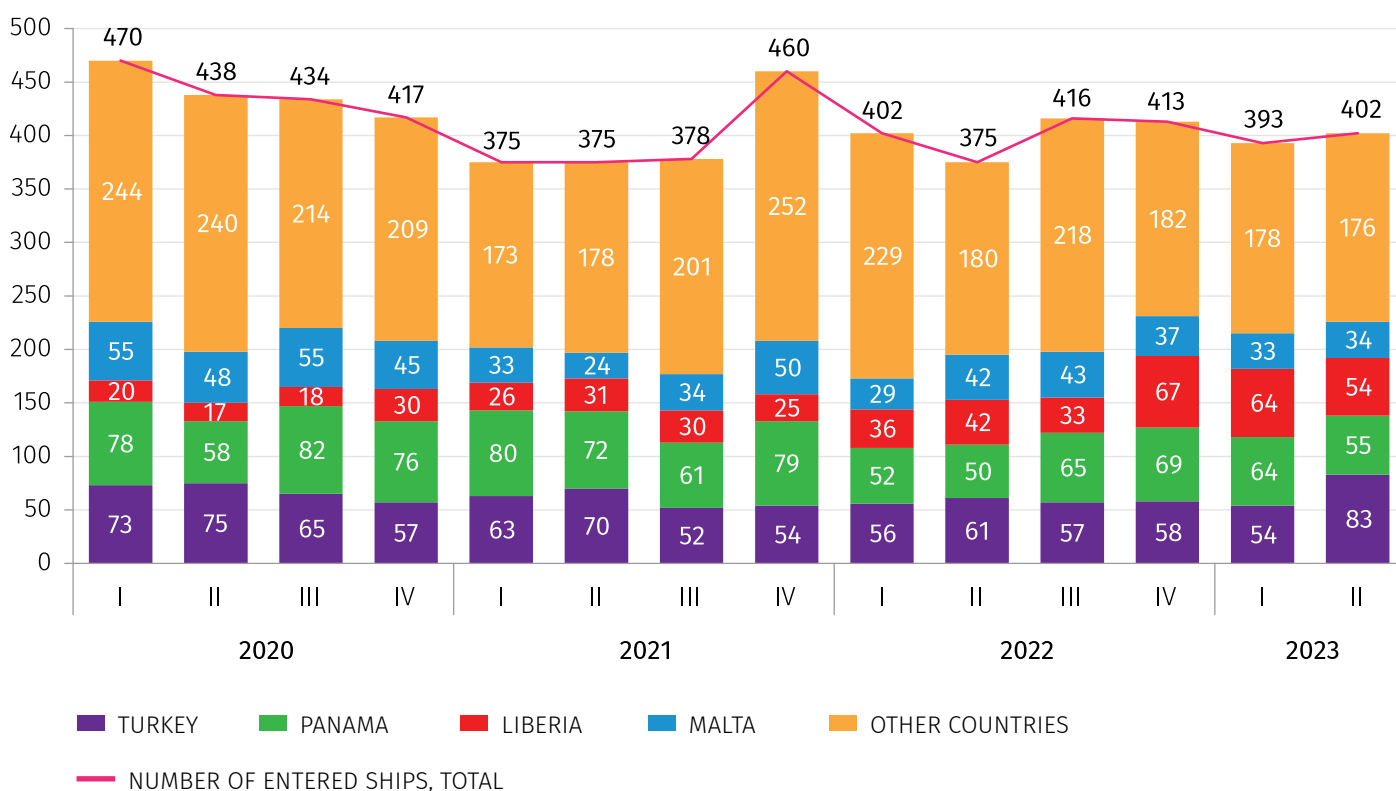
Source: Maritime Transport Agency of Georgia

NATIONAL STATISTICS OFFICE OF GEORGIA

18.08.2023

In the second quarter of 2023, 20.6 percent of the ships arriving at the ports and terminals of Georgia sail under the flag of Turkey, 13.7 percent - under the flag of Panama, 13.4 percent - under the flag of Liberia, 8.5 percent sail under the flag of Malta, 6.2 percent - under the flag of Russian Federation, 5.2 percent - under the flag of Bulgaria, the rest 32.4 the interest is distributed to other countries.

THE NUMBER OF SHIPS ENTERED IN PORTS AND TERMINALS OF GEORGIA ACCORDING TO THE COUNTRIES OF REGISTRATION (FLAG), UNIT

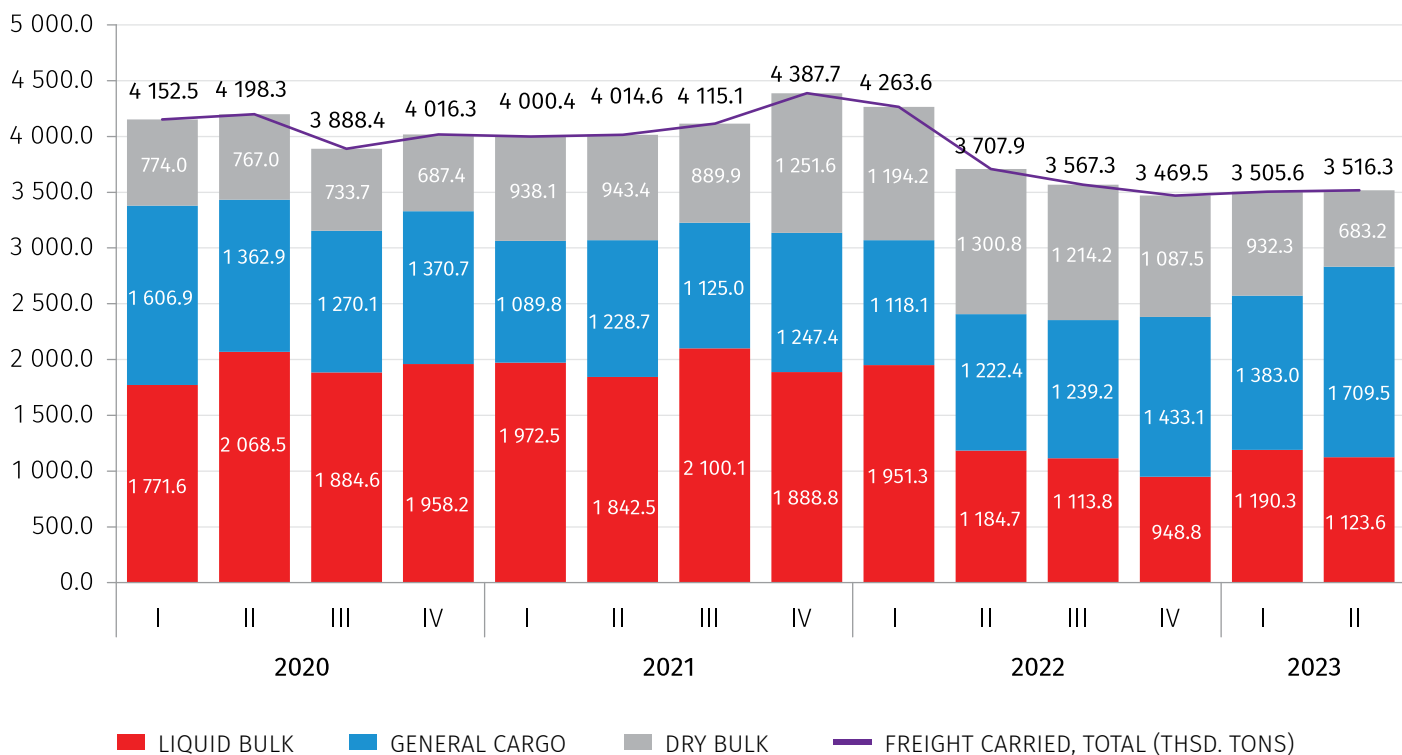


In second quarter of 2023, ports and terminals of Georgia processed 3516.3 thousand tons cargo, which is 5.2 percent less than the indicator of the same period previous year. 48.6 percent of freight carried is general cargo, 32.0 percent - liquid bulk, 19.4 percent - dry bulk.

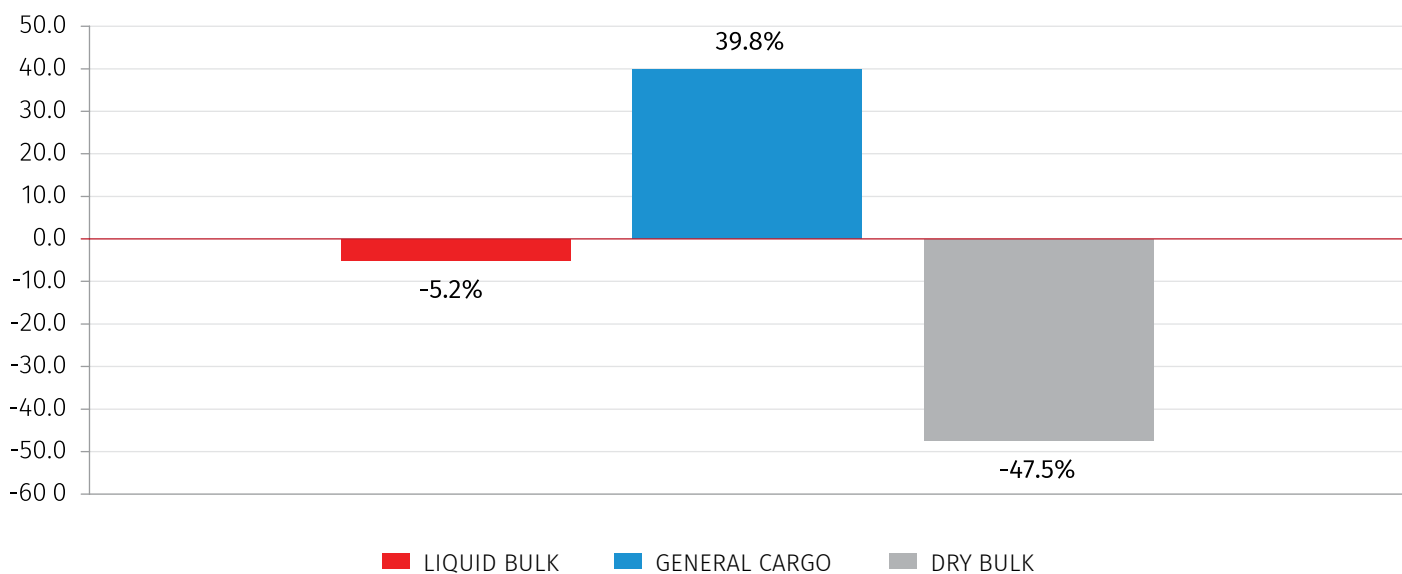
NATIONAL STATISTICS OFFICE OF GEORGIA

18.08.2023

FREIGHT CARRIED BY TYPES, THOUSAND TONS



CHANGES IN THE VOLUME OF FREIGHT CARRIED IN PORTS AND TERMINALS OF GEORGIA, (THE SECOND QUARTER OF 2023 COMPARED TO THE SECOND QUARTER OF THE PREVIOUS YEAR, %)

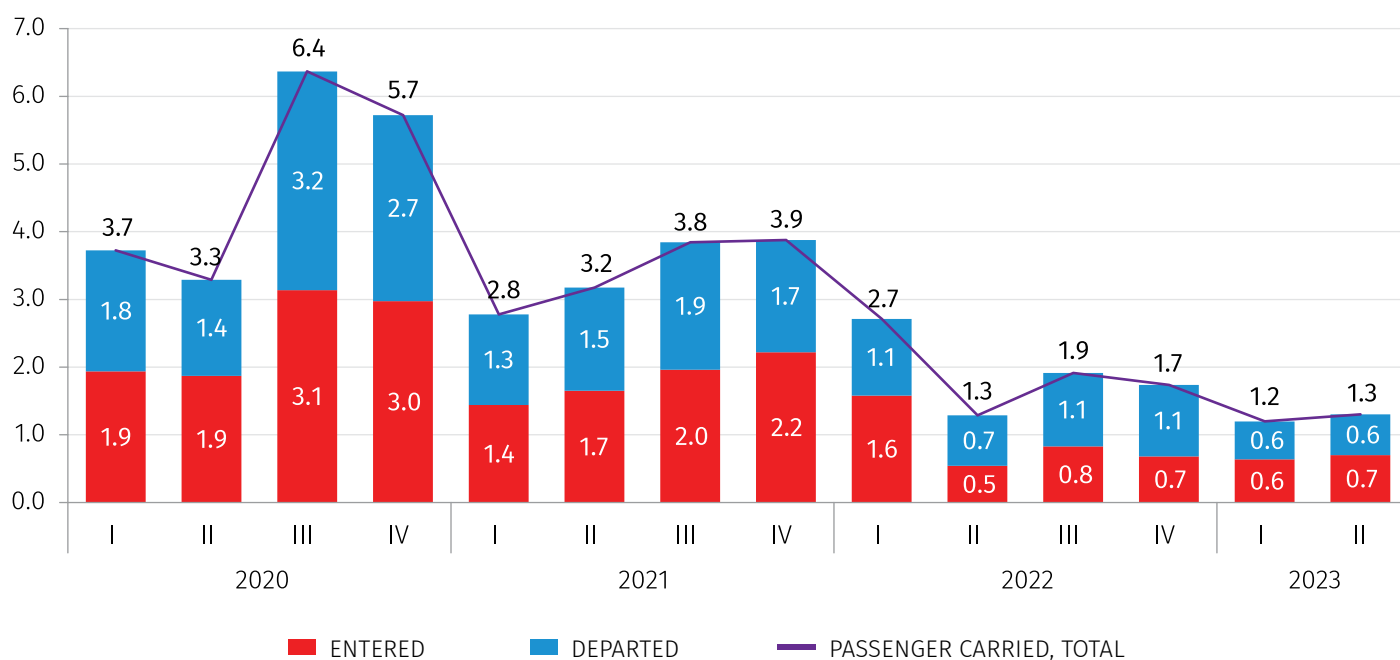


NATIONAL STATISTICS OFFICE OF GEORGIA

18.08.2023

In the second quarter of 2023, the ports of Georgia served 1.3 thousand passengers, which is 0.9 percent less than the indicator of the same period previous year. In addition, the share of entered passengers in the passenger carried slightly higher the share of outgoing passengers and is 52.6 percent.

**PASSENGERS CARRIED IN PORTS AND TERMINALS OF GEORGIA,
THOUSAND**



National Statistics Office of Georgia

CONTACT PERSONS:

Tinatin Ksovreli, Tel.: 2 36 72 10 (217), E-mail: tksovreli@geostat.ge

Mariam Kavelashvili, Tel.: 2 36 72 10 (020), E-mail: mkavelashvili@geostat.ge