

NATIONAL STATISTICS OFFICE OF GEORGIA

INFORMATION ON HOTELS AND HOTEL TYPE ENTERPRISES 2022 YEAR



25.08.2023

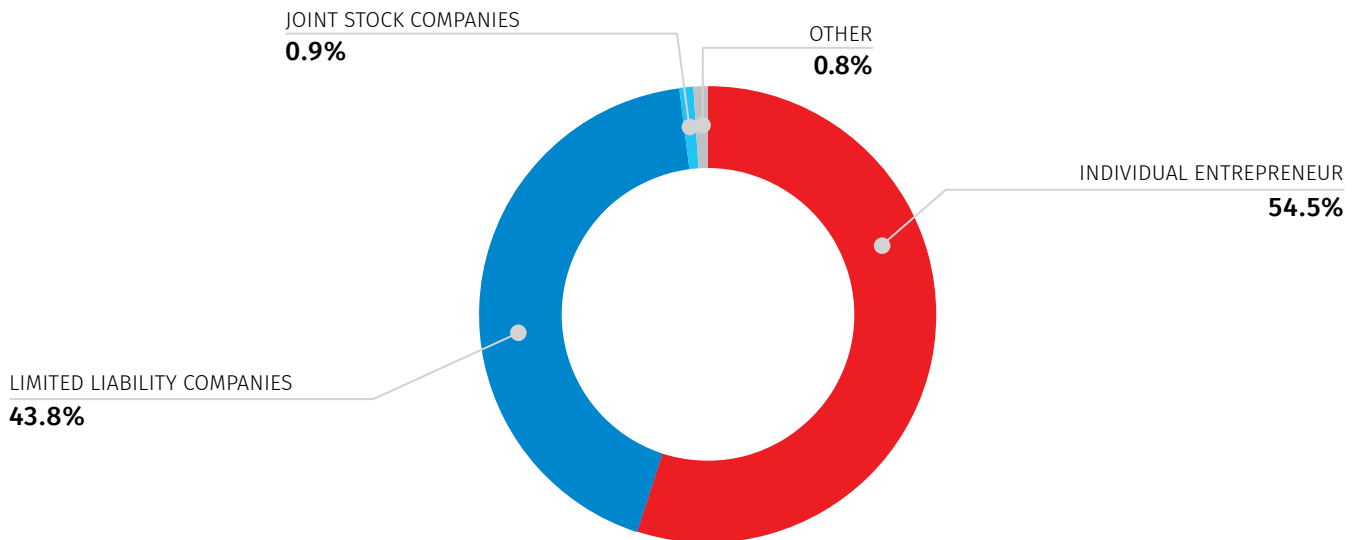
INFORMATION ON HOTELS AND HOTEL TYPE ENTERPRISES
2022 YEAR

According to the declared data, in 2022 there were 2 162 economic entities¹ working in hotel services in Georgia which owned 2 213 hotels and hotel-type enterprises (including local units and branches). This figure is 24.6 percent higher than the same indicator in 2021.

The most widespread organizational-legal form for economic entities engaged in hotel services was the “Individual entrepreneur”, which comprised 54.5 percent of the total number of hotels and hotel-type enterprises operating in 2022. The chart below shows the distribution of the number of hotels and hotel-type enterprises by organizational-legal forms.

CHART №1

DISTRIBUTION OF THE NUMBER OF HOTELS AND HOTEL-TYPE ENTERPRISES
BY ORGANIZATIONAL-LEGAL FORMS IN 2022 YEAR



¹Registered legal entities and individual entrepreneur's according to the Georgian Legislation.

25.08.2023

99.7 percent of hotels and hotel-type enterprises were privately owned and 0.3 percent state-owned.

In 2022 the total area of the hotels and hotel-type enterprises in Georgia was 3 195.4 thousand square meters, which is 20.9 percent higher than the same indicator in 2021. Out of which the living area of all rooms was 1 489.5 thousand square meters, which is 12.8 percent higher than the same indicator in the previous year.

In 2022 the total number of places in hotels and hotel-type enterprises was 97.8 thousand, which is 11.4 percent higher than the same indicator of the previous year. The total number of rooms increased by 6.3 percent and equaled to 45.8 thousand.

TABLE №1

**DISTRIBUTION OF THE NUMBER OF ROOMS IN HOTELS AND HOTEL-TYPE ENTERPRISES
BY CATEGORIES IN 2021-2022 YEARS**

	2021 YEAR	2022 YEAR
Suite	3 620	3 280
Single	7 532	5 554
Doubles	23 782	27 798
Three and more places	8 153	9 175
TOTAL	43 087	45 807

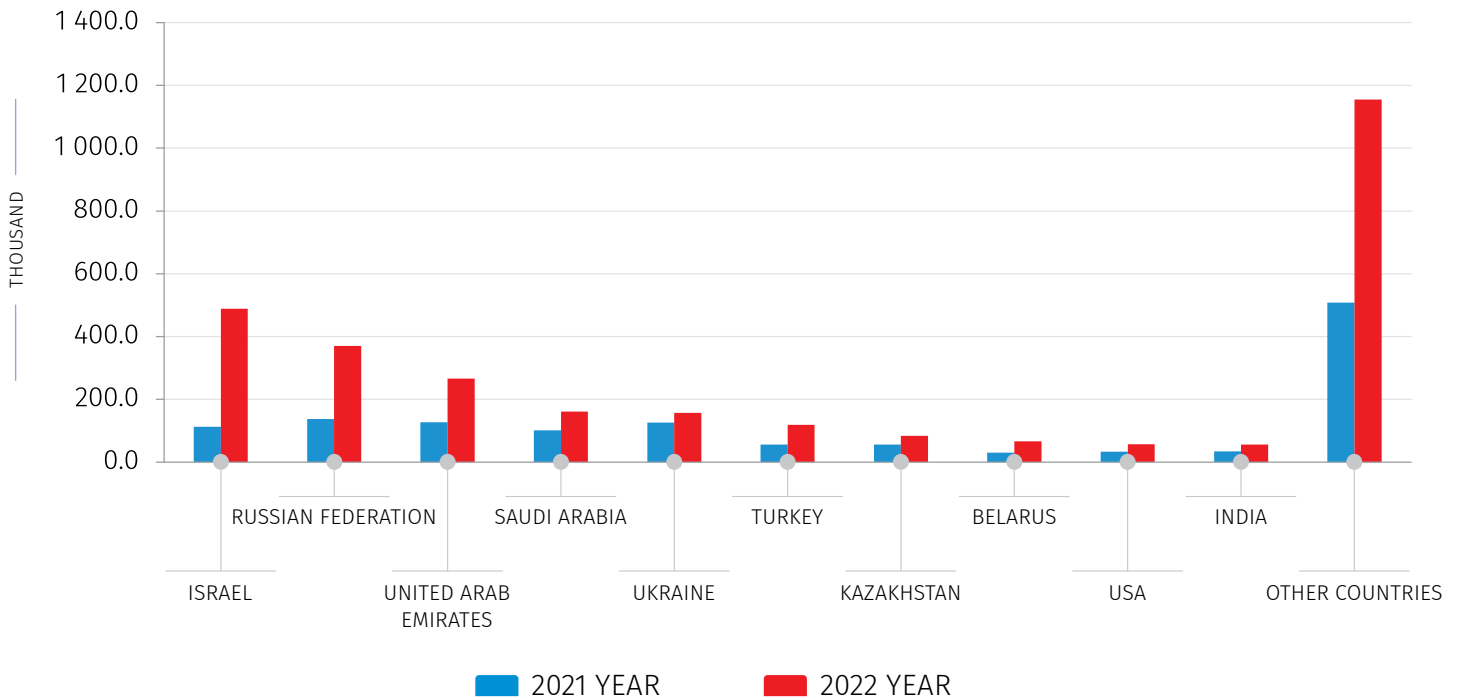
In 2022 hotels and hotel enterprises served 4.9 million guests, which is 61.9 percent higher than the corresponding figure of the previous year. 60.5 percent of the guests were foreigners. Most of them, 488.9 thousand (16.4 percent), were citizens of Israel, which is 4.3 times higher than the same indicator of 2021 year. 6.2 percent of the foreign guests were citizens of EU countries, of which 29.4 percent was from Germany and 28.0 percent from Poland.

The chart below shows the distribution of foreign guests in hotels and hotel-type enterprises by countries in 2021-2022 years.

25.08.2023

CHART №2

**DISTRIBUTION OF THE NUMBER OF FOREIGN GUESTS IN HOTELS AND HOTEL-TYPE ENTERPRISES
BY COUNTRIES IN 2021-2022 YEARS**



In 2022 hotels and hotel-type enterprises in Georgia mostly had foreign guests for holiday and recreation (72.1 percent).

TABLE №2

**DISTRIBUTION OF FOREIGN GUESTS IN HOTELS AND HOTEL-TYPE ENTERPRISES
BY PURPOSE OF VISIT IN 2022, THOUSAND**

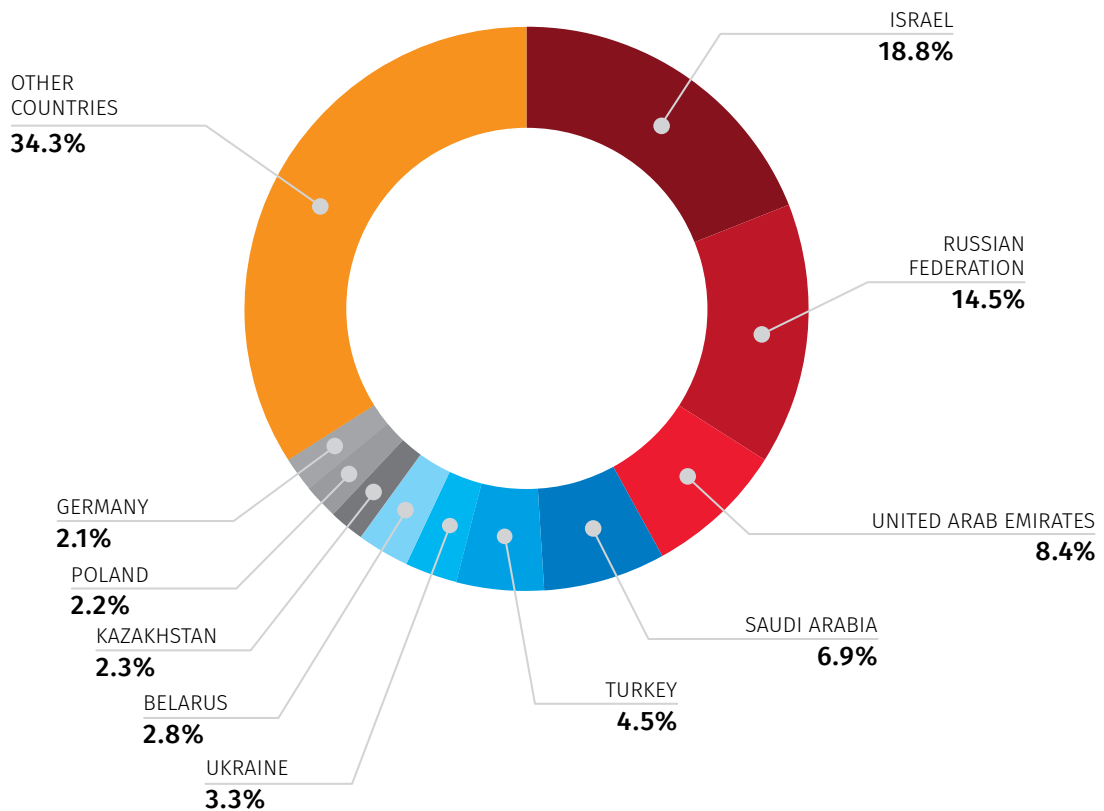
	QUANTITY	%
Holiday and recreation	2 150.3	72.1
Business and professional	319.7	10.7
Medical treatment	25.5	0.9
Other purpose	485.6	16.3
TOTAL	2 981.1	100.0

25.08.2023

The majority of foreign guests staying in hotels and hotel-type enterprises with the main purpose of holiday and recreation were citizens of Israel and Russian Federation (18.8 and 14.5 percent accordingly). The chart below shows the distribution of the number of foreign guests in hotels and hotel-type enterprises for this purpose by countries.

CHART №3

DISTRIBUTION OF THE NUMBER OF FOREIGN GUESTS IN HOTELS AND HOTEL-TYPE ENTERPRISES FOR HOLIDAY AND RECREATION BY COUNTRIES IN 2022 YEAR

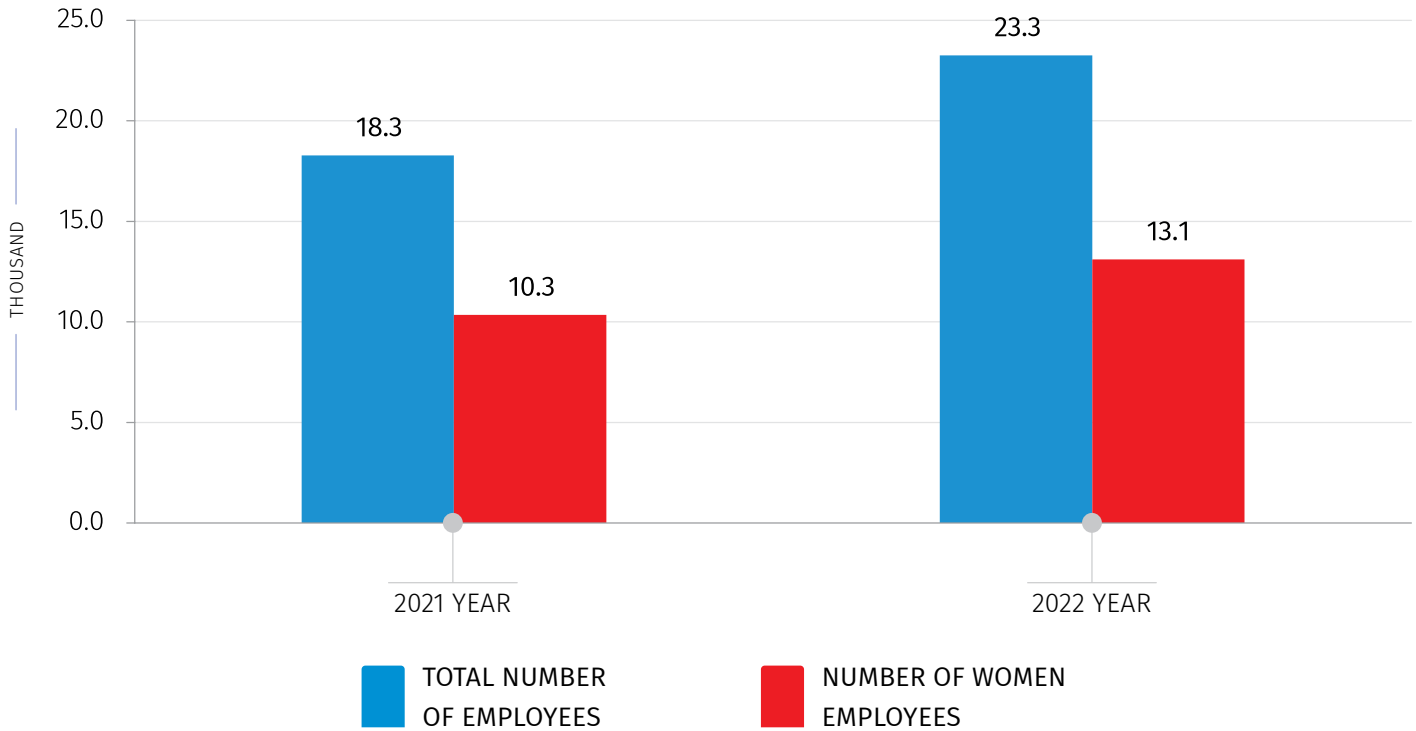


In 2022 year 23 259 people were employed in hotels and hotel-type enterprises in Georgia, most of them were women (56.4 percent).

25.08.2023

CHART №4

NUMBER OF EMPLOYEES IN HOTELS AND HOTEL-TYPE ENTERPRISES
IN 2021-2022 YEARS



NOTICE: The discrepancy between the totals and the sum in some cases can be explained by using rounded data.

National Statistics Office Of Georgia

CONTACT PERSONS:

Tinatin Ksovreli, Tel: 2 36 72 10 (217), E-mail: tksovreli@geostat.ge

Mariam Kavelashvili, Tel: 2 36 72 10 (020), E-mail: mkavelashvili@geostat.ge