

NATIONAL STATISTICS OFFICE OF GEORGIA

PRODUCER PRICE INDEX FOR INDUSTRIAL PRODUCT IN GEORGIA

2023 SEPTEMBER



20.10.2023

www.geostat.ge

20.10.2023

PRODUCER PRICE INDEX FOR INDUSTRIAL PRODUCTS IN GEORGIA
SEPTEMBER 2023

In September 2023, the Producer Price Index for Industrial Products increased by 0.6 percent compared to the previous month, while compared to September 2022 the index decrease amounted to 3.3 percent.

The prices for **products from mining and quarrying** increased by 0.5 percent **compared to August 2023**, resulting in a 0.03 percentage point contribution to the overall monthly PPI change. In the same period the prices for **manufactured products** increased by 0.5 percent, contributing 0.4 percentage points to the monthly index change. Within the group a noteworthy price increase was registered for food products (2.6 percent). Besides, the prices increased for **electricity, gas, steam and air conditioning** by 0.9 percent, contributing 0.09 percentage points to the monthly index change.

The **annual PPI** rate was mainly affected by price changes for the following products:

- **Products from mining and quarrying:** the prices were 2.9 percent higher, contributing 0.19 percentage points to the overall annual index change. Within the group the prices were higher for the subgroup of other mining and quarrying products (9.9 percent);
- **Manufactured products:** the prices decreased by 4.0 percent, contributing -3.3 percentage points to the overall annual index decrease. There was a notable decrease in the prices for the following subgroups: chemicals and chemical products (-21.1 percent) and basic metals (-23.1 percent);
- **Electricity, gas, steam and air conditioning:** the annual price decrease amounted to 1.4 percent, which contributed -0.12 percentage points to the annual index change;
- **Water supply, sewerage, waste management and remediation services:** the annual price decrease amounted to 2.3 percent, which contributed -0.08 percentage points to the annual index decline.

NATIONAL STATISTICS OFFICE OF GEORGIA

20.10.2023

The following table presents the Producer Price Index (compared to the previous month and the corresponding month of the previous year) and the relevant contributions of the products to the changes in the overall index:

PRODUCER PRICE INDEX FOR INDUSTRIAL PRODUCTS IN GEORGIA SEPTEMBER 2023

CODE	GROUPS	OVER AUGUST 2023	CONTRIBUTIONS* TO MONTHLY CHANGES	OVER SEPTEMBER 2022	CONTRIBUTIONS* TO ANNUAL CHANGES
	TOTAL	100.6	0.56	96.7	-3.31
B	Mining and quarrying	100.5	0.03	102.9	0.19
05	Coal and lignite	100.1	0.00	95.7	0.00
06	Crude petroleum and natural gas	110.4	0.01	92.0	-0.01
07	Metal ores	100.2	0.01	101.7	0.08
08	Other mining and quarrying products	100.8	0.01	109.9	0.12
C	Manufactured products	100.5	0.40	96.0	-3.30
10	Food products	102.6	0.63	99.3	-0.15
11	Beverages	101.0	0.18	101.7	0.30
12	Tobacco products	100.0	0.00	100.0	0.00
13	Textiles	106.7	0.02	98.8	0.00
14	Wearing apparel	99.9	0.00	100.9	0.02
15	Leather and related products	97.6	-0.01	99.0	-0.01
16	Wood and of products of wood and cork, except furniture; articles of straw and plaiting materials	98.0	-0.02	94.1	-0.04
17	Paper and paper products	100.5	0.00	86.1	-0.13
18	Printing and recording services	102.2	0.02	128.1	0.19
19	Coke and refined petroleum products	99.2	0.00	88.8	-0.03
20	Chemicals and chemical products	104.0	0.14	78.9	-0.86
21	Basic pharmaceutical products and pharmaceutical preparations	100.7	0.01	93.4	-0.11
22	Rubber and plastic products	102.5	0.06	96.5	-0.08
23	Other non-metallic mineral products	101.3	0.10	103.9	0.30
24	Basic metals	92.4	-0.82	76.9	-2.55

* Individual contributions may not sum up to the total changes in the index due to rounding.

NATIONAL STATISTICS OFFICE OF GEORGIA

20.10.2023

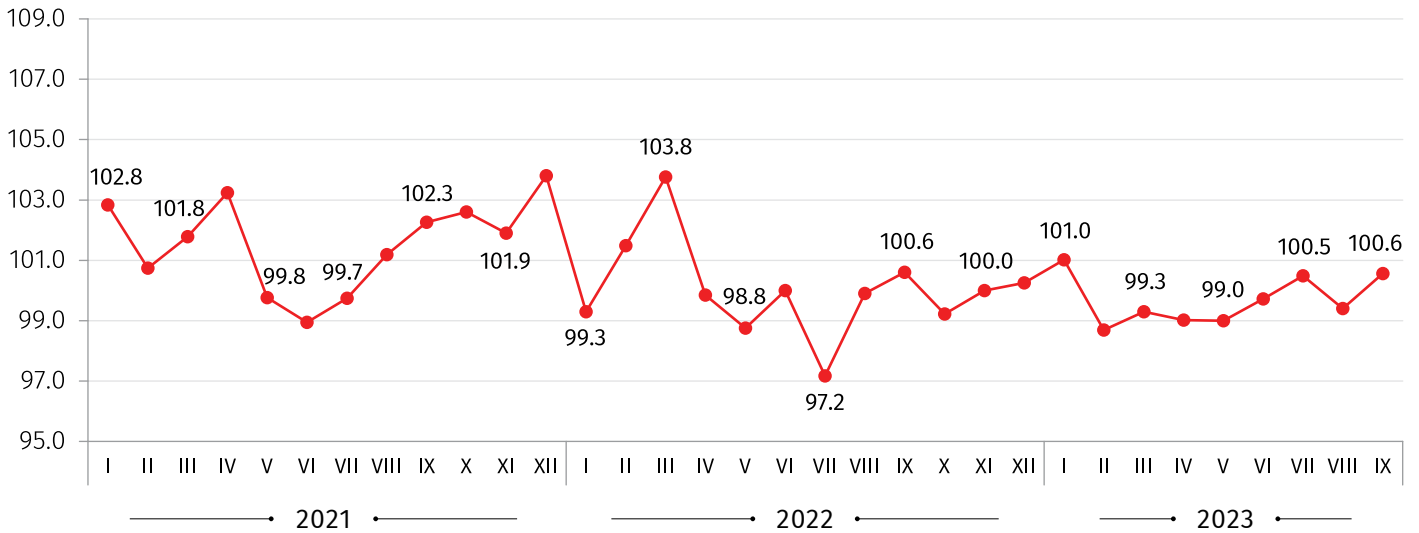
CODE	GROUPS	OVER AUGUST 2023	CONTRIBUTIONS* TO MONTHLY CHANGES	OVER SEPTEMBER 2022	CONTRIBUTIONS* TO ANNUAL CHANGES
25	Fabricated metal products, except machinery and equipment	102.9	0.07	90.7	-0.25
27	Electrical equipment	104.0	0.02	97.3	0.00
28	Machinery and equipment n.e.c.	97.6	0.00	91.8	-0.01
30	Other transport equipment	101.9	0.00	103.3	0.01
31	Furniture	100.7	0.01	107.1	0.07
32	Other manufactured goods	99.4	0.00	104.3	0.01
33	Repair and installation services of machinery and equipment	100.0	0.00	101.6	0.01
D	Electricity, gas, steam and air conditioning	100.9	0.09	98.6	-0.12
35	Electricity, gas, steam and air conditioning	100.9	0.09	98.6	-0.12
E	Water supply, sewerage, waste management and remediation services	101.5	0.04	97.7	-0.08
36	Natural water, water treatment and supply services	100.0	0.00	100.0	0.00
38	Waste collection, treatment and disposal services; materials recovery services	104.2	0.04	94.7	-0.08

* Individual contributions may not sum up to the total changes in the index due to rounding.

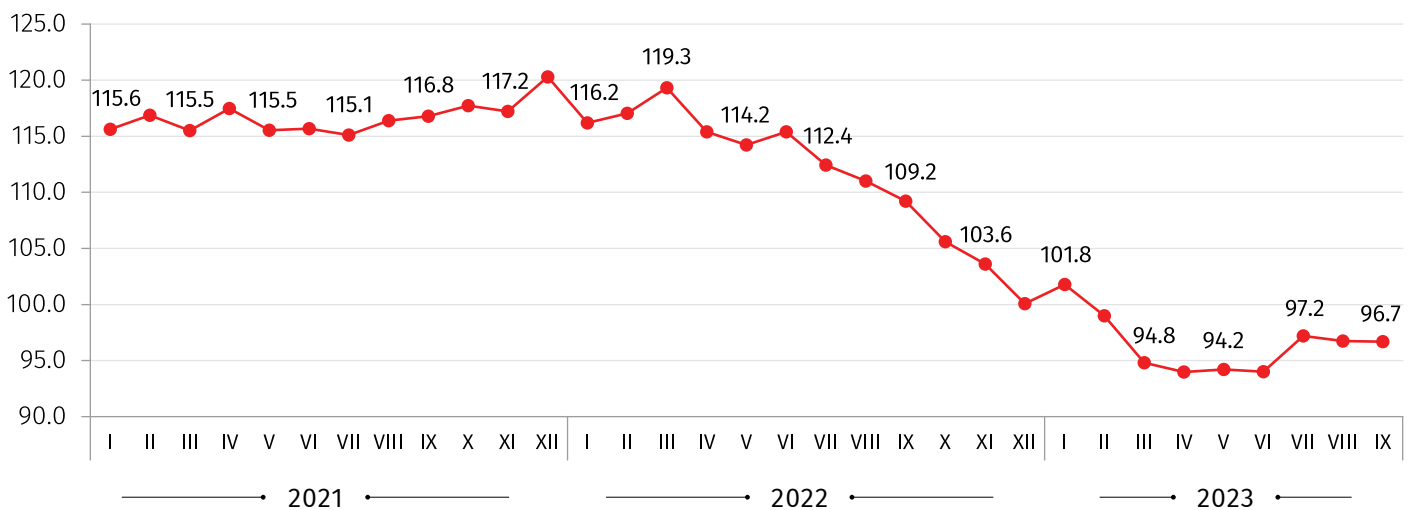
NATIONAL STATISTICS OFFICE OF GEORGIA

20.10.2023

PRODUCER PRICE INDEX FOR INDUSTRIAL PRODUCTS (PREVIOUS MONTH=100)

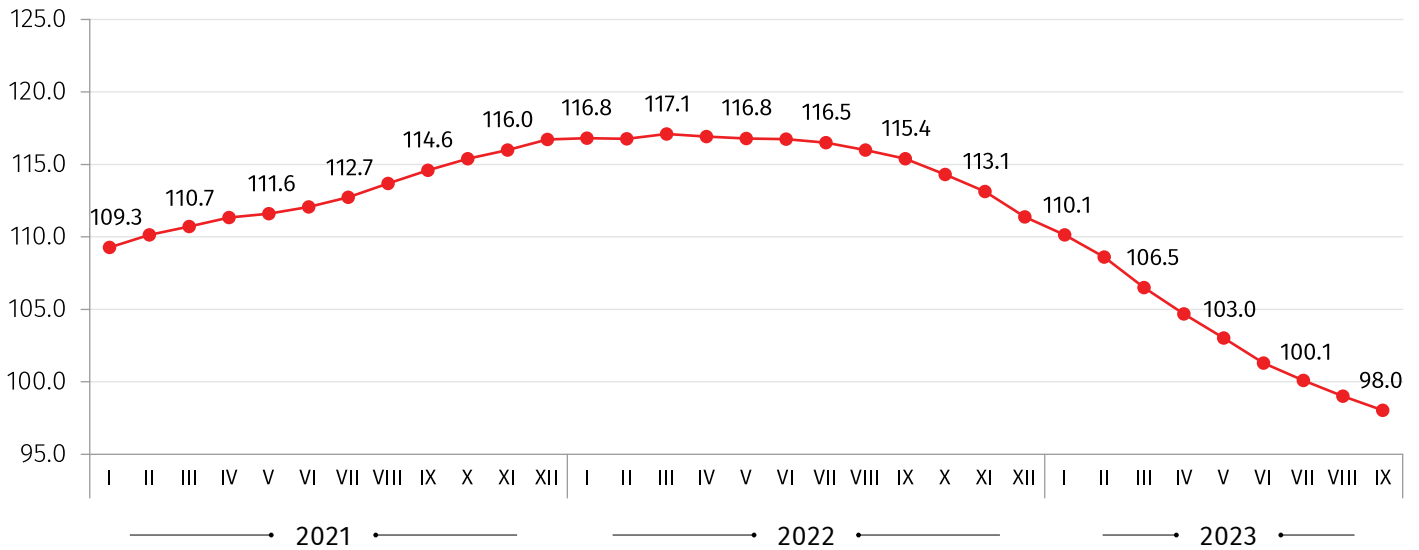


PRODUCER PRICE INDEX FOR INDUSTRIAL PRODUCTS (THE SAME MONTH OF THE PREVIOUS YEAR =100)



20.10.2023

PRODUCER PRICE INDEX FOR INDUSTRIAL PRODUCTS
(12 MONTH AVERAGE OVER THE PREVIOUS 12 MONTH AVERAGE)



CONTACT PERSON:

Giorgi Tetrauli, Tel: (+995 32) 236 72 10 (400). E-mail: gtetrauli@geostat.ge

Mariam Kavelashvili. Tel: (+995 32) 236 72 10 (020). E-mail: mkavelashvili@geostat.ge