

NATIONAL STATISTICS OFFICE OF GEORGIA

**PRODUCER PRICE INDEX
FOR INDUSTRIAL
PRODUCTS IN GEORGIA
2023 OCTOBER**



20.11.2023

PRODUCER PRICE INDEX FOR INDUSTRIAL PRODUCTS IN GEORGIA

OCTOBER 2023

In October 2023, the Producer Price Index for Industrial Products increased by 1.8 percent compared to the previous month, while compared to October 2022 the index decrease amounted to 0.8 percent.

The prices for **products from mining and quarrying** decreased by 0.5 percent **compared to September 2023**, resulting in a -0.03 percentage point contribution to the overall monthly PPI change. In the same period the prices for **manufactured products** increased by 1.8 percent, contributing 1.44 percentage points to the monthly index change. Within the group a noteworthy price increase was registered for basic metals (6.0 percent) and for wearing apparel (24.6 percent). Besides, the prices increased for **electricity, gas, steam and air conditioning** by 4.2 percent, contributing 0.41 percentage points to the monthly index change.

The annual PPI rate was mainly affected by price changes for the following products:

- **Products from mining and quarrying:** the prices were 4.7 percent higher, contributing 0.3 percentage points to the overall annual index change. Within the group the prices were higher for the subgroup of metal ores (4.6 percent);
- **Manufactured products:** the prices decreased by 1.4 percent, contributing -1.12 percentage points to the overall annual index decrease. There was a notable decrease in the prices for the following subgroups: chemicals and chemical products (-18.9 percent) and basic metals (-13.8 percent);
- **Electricity, gas, steam and air conditioning:** the annual price increase amounted to 0.9 percent, which contributed 0.12 percentage points to the annual index change;
- **Water supply, sewerage, waste management and remediation services:** the annual price decrease amounted to 4.1 percent, which contributed -0.13 percentage points to the annual index decline.

NATIONAL STATISTICS OFFICE OF GEORGIA

20.11.2023

The following table presents the Producer Price Index (compared to the previous month and the corresponding month of the previous year) and the relevant contributions of the products to the changes in the overall index:

PRODUCER PRICE INDEX FOR INDUSTRIAL PRODUCTS IN GEORGIA OCTOBER 2023

CODE	GROUPS	OVER SEPTEMBER 2023	CONTRIBUTIONS* TO MONTHLY CHANGES	OVER OCTOBER 2022	CONTRIBUTIONS* TO ANNUAL CHANGES
	TOTAL	101.8	1.77	99.2	-0.83
B	Mining and quarrying	99.5	-0.03	104.7	0.30
05	Coal and lignite	101.0	0.00	97.7	0.00
06	Crude petroleum and natural gas	103.5	0.00	87.8	-0.02
07	Metal ores	99.3	-0.04	104.6	0.22
08	Other mining and quarrying products	100.0	0.00	108.6	0.11
C	Manufactured products	101.8	1.44	98.6	-1.12
10	Food products	100.2	0.04	100.0	0.06
11	Beverages	100.5	0.10	102.9	0.51
12	Tobacco products	100.0	0.00	100.0	0.00
13	Textiles	92.6	-0.03	101.6	0.00
14	Wearing apparel	124.6	0.59	126.3	0.60
15	Leather and related products	109.7	0.04	110.7	0.03
16	Wood and of products of wood and cork, except furniture; articles of straw and plaiting materials	100.8	0.01	96.0	-0.03
17	Paper and paper products	101.5	0.01	88.0	-0.11
18	Printing and recording services	97.5	-0.02	116.5	0.12
19	Coke and refined petroleum products	109.7	0.05	96.4	0.02
20	Chemicals and chemical products	98.5	-0.05	81.1	-0.81
21	Basic pharmaceutical products and pharmaceutical preparations	100.9	0.02	87.5	-0.21
22	Rubber and plastic products	100.0	0.00	98.0	-0.04
23	Other non-metallic mineral products	101.1	0.09	104.7	0.36
24	Basic metals	106.0	0.60	86.2	-1.58

* Individual contributions may not sum up to the total changes in the index due to rounding.

NATIONAL STATISTICS OFFICE OF GEORGIA

20.11.2023

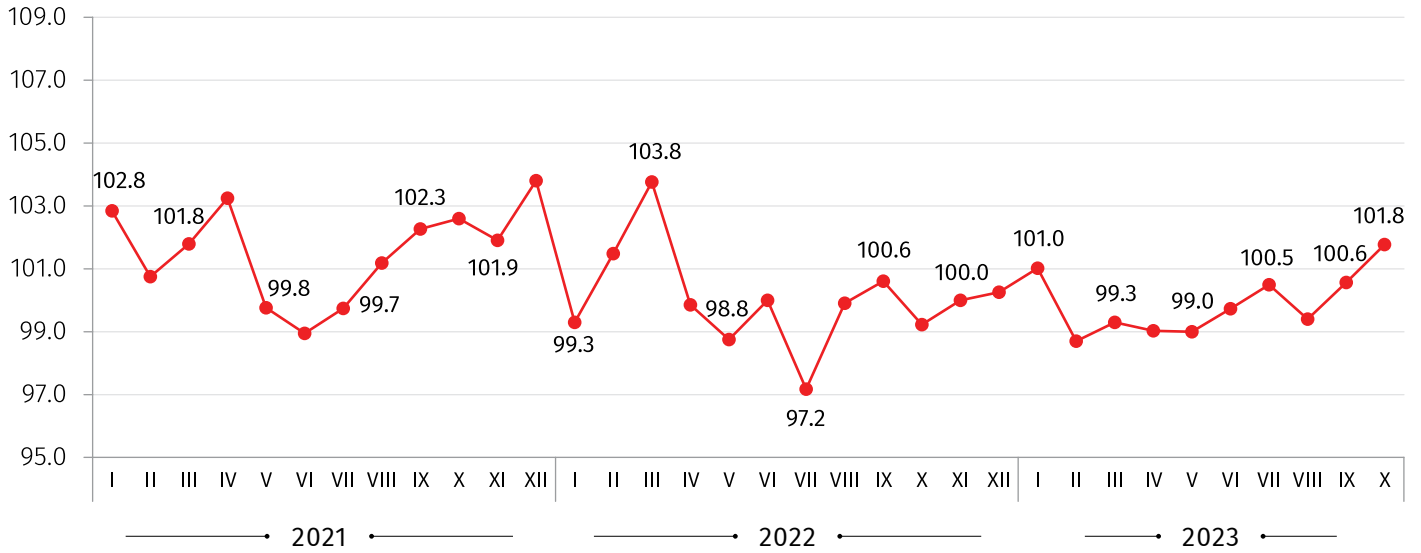
CODE	GROUPS	OVER SEPTEMBER 2023	CONTRIBUTIONS* TO MONTHLY CHANGES	OVER OCTOBER 2022	CONTRIBUTIONS* TO ANNUAL CHANGES
25	Fabricated metal products, except machinery and equipment	99.6	-0.01	91.4	-0.23
27	Electrical equipment	103.2	0.01	110.3	0.08
28	Machinery and equipment n.e.c.	100.8	0.00	95.9	-0.01
30	Other transport equipment	101.0	0.00	104.3	0.01
31	Furniture	100.1	0.00	108.6	0.09
32	Other manufactured goods	100.4	0.00	104.4	0.01
33	Repair and installation services of machinery and equipment	100.0	0.00	101.6	0.01
D	Electricity, gas, steam and air conditioning	104.2	0.41	100.9	0.12
35	Electricity, gas, steam and air conditioning	104.2	0.41	100.9	0.12
E	Water supply, sewerage, waste management and remediation services	98.2	-0.05	95.9	-0.13
36	Natural water, water treatment and supply services	100.0	0.00	100.0	0.00
38	Waste collection, treatment and disposal services; materials recovery services	95.2	-0.05	89.9	-0.13

* Individual contributions may not sum up to the total changes in the index due to rounding.

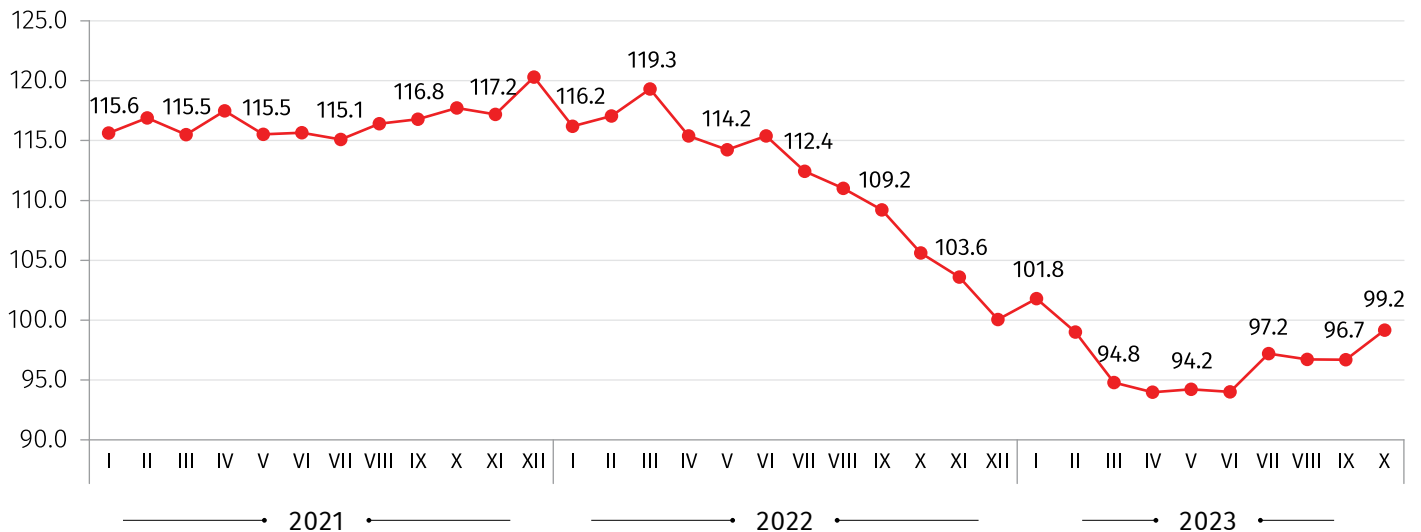
NATIONAL STATISTICS OFFICE OF GEORGIA

20.11.2023

PRODUCER PRICE INDEX FOR INDUSTRIAL PRODUCTS (PREVIOUS MONTH=100)



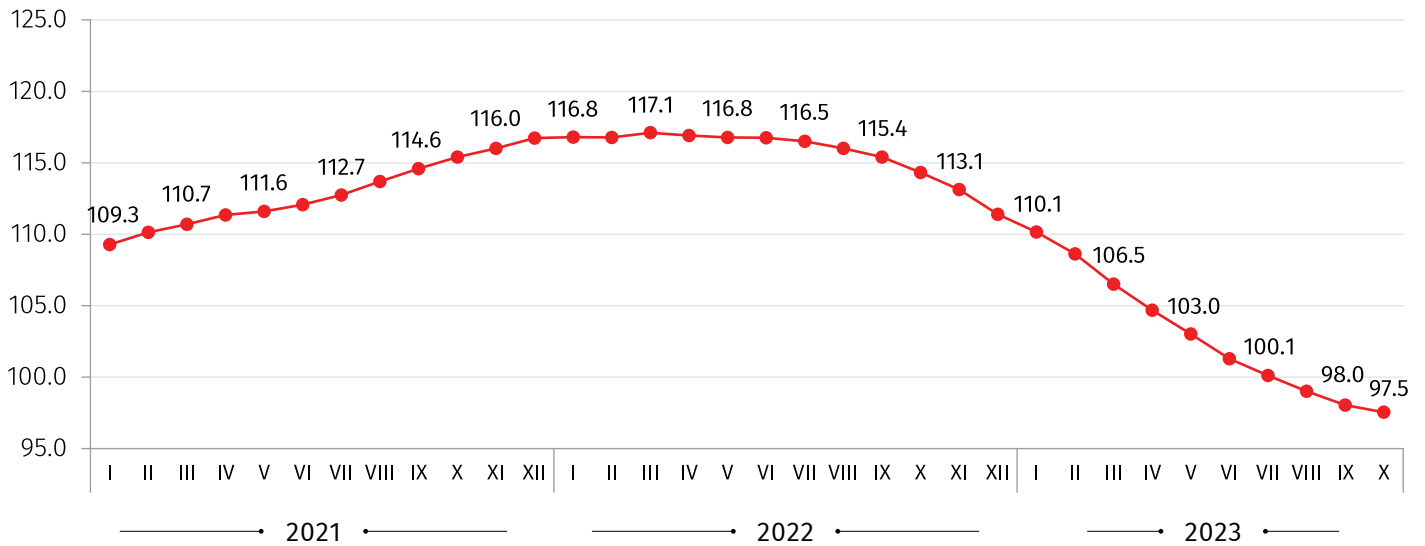
PRODUCER PRICE INDEX FOR INDUSTRIAL PRODUCTS (THE SAME MONTH OF THE PREVIOUS YEAR =100)



NATIONAL STATISTICS OFFICE OF GEORGIA

20.11.2023

PRODUCER PRICE INDEX FOR INDUSTRIAL PRODUCTS (12 MONTH AVERAGE OVER THE PREVIOUS 12 MONTH AVERAGE)



CONTACT PERSON:

Giorgi Tetrauli, Tel: (+995 32) 236 72 10 (400). E-mail: gtetrauli@geostat.ge

Mariam Kavelashvili. Tel: (+995 32) 236 72 10 (020). E-mail: mkavelashvili@geostat.ge