

NATIONAL STATISTICS OFFICE OF GEORGIA

# INDICATORS OF THE LABOUR FORCE

(EMPLOYMENT AND UNEMPLOYMENT)  
III QUARTER, 2023



20.11.2023

## INDICATORS OF THE LABOUR FORCE (EMPLOYMENT AND UNEMPLOYMENT)

### III QUARTER, 2023 YEAR

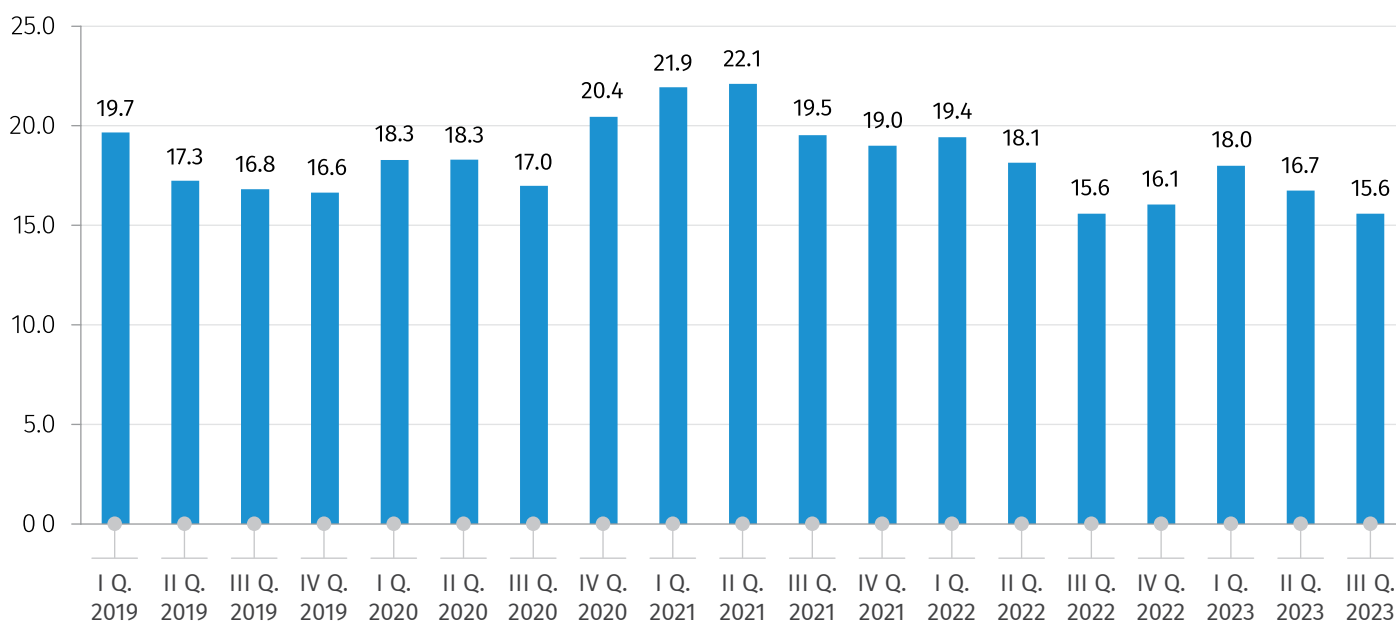
In the III quarter of 2023, the unemployment rate in Georgia did not change compared to the previous year and equaled 15.6 percent. The number of hired employees increased by 29.3 thousand persons (3.2%) and reached 943.2 thousand, while the number of self-employed decreased by 21.5 thousand (4.8%) and equaled to 422.8 thousand. In the same period, the number of unemployed increased by 1.4 thousand (0.6%) and equaled 252.2 thousand.

The chart below presents the unemployment rate by quarters of 2019-2023 years.

CHART №1

### UNEMPLOYMENT RATE IN GEORGIA

(%)



In the III quarter of 2023, the labour force participation rate (share of the labour force in the total population aged 15 and older) increased by 0.1 percentage points compared to the corresponding period of the previous year and became 53.6 percent, while the employment rate increased 0.1 percentage points and amounted to 45.3 percent. The labour force participation rate in urban settlements increased by 0.4 percentage points, in rural settlements decreased by 0.5 percentage points compared to the previous year, while the employment rate increased 0.2

## NATIONAL STATISTICS OFFICE OF GEORGIA

20.11.2023

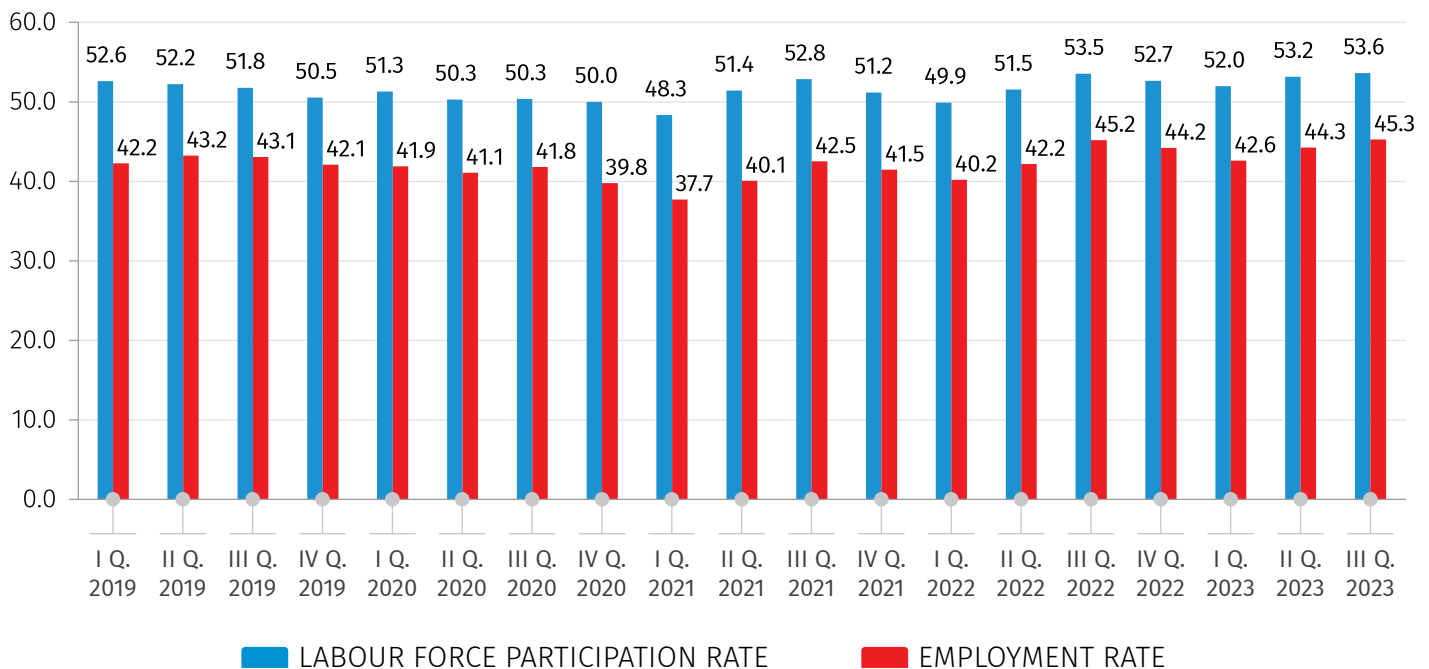
percentage points in urban settlements, in rural areas that decreased by 0.1 percentage points and equaled 45.5 and 44.8 percent, respectively.

The chart below presents the labour force participation rate and employment rate by quarters of 2019-2023 years.

CHART №2

### LABOUR FORCE PARTICIPATION RATE AND EMPLOYMENT RATE

(%)



## NATIONAL STATISTICS OFFICE OF GEORGIA

20.11.2023

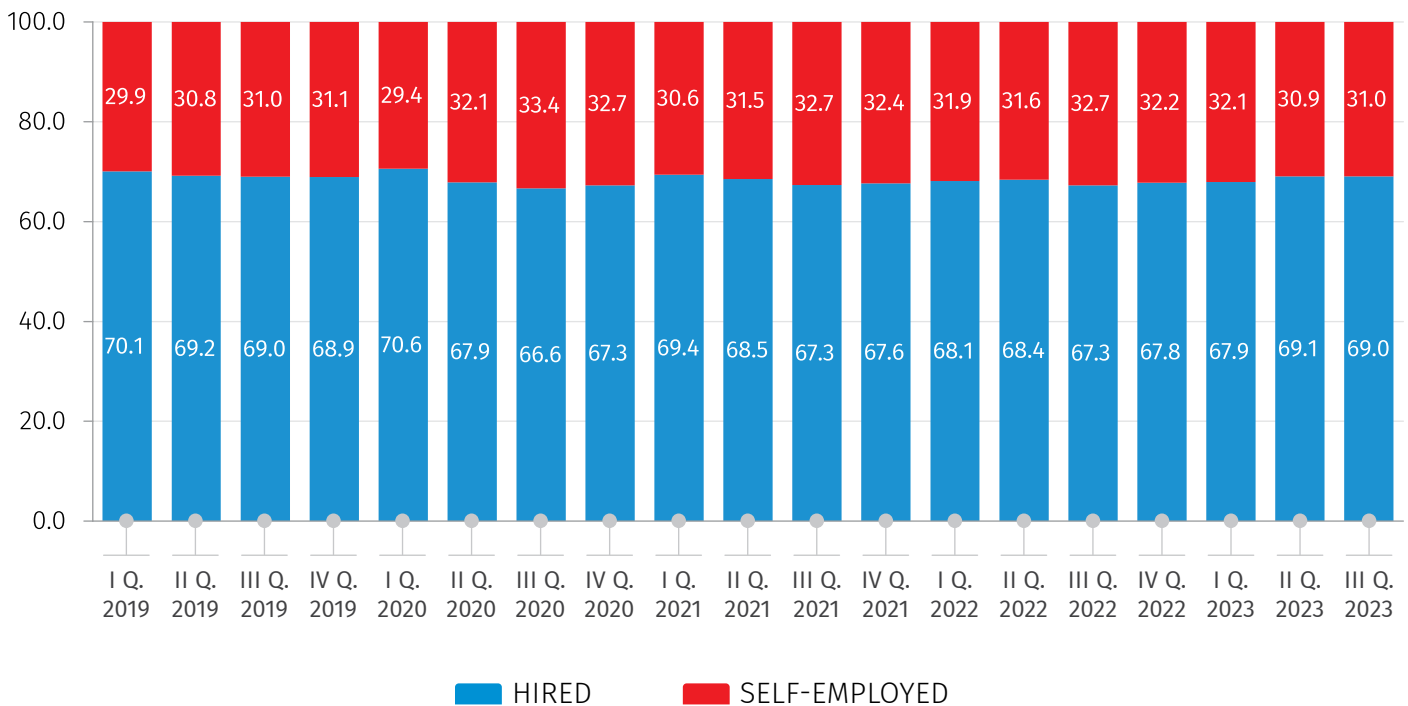
In the III quarter of 2023, compared to the corresponding period of the previous year, the share of hired employed in the total number of employed increased by 1.8 percentage points and equaled 69.0 percent.

The chart below presents the distribution of employed by status in employment, by quarters of 2019-2023 years.

CHART №3

### DISTRIBUTION OF EMPLOYED BY STATUS IN EMPLOYMENT

(%)



## NATIONAL STATISTICS OFFICE OF GEORGIA

20.11.2023

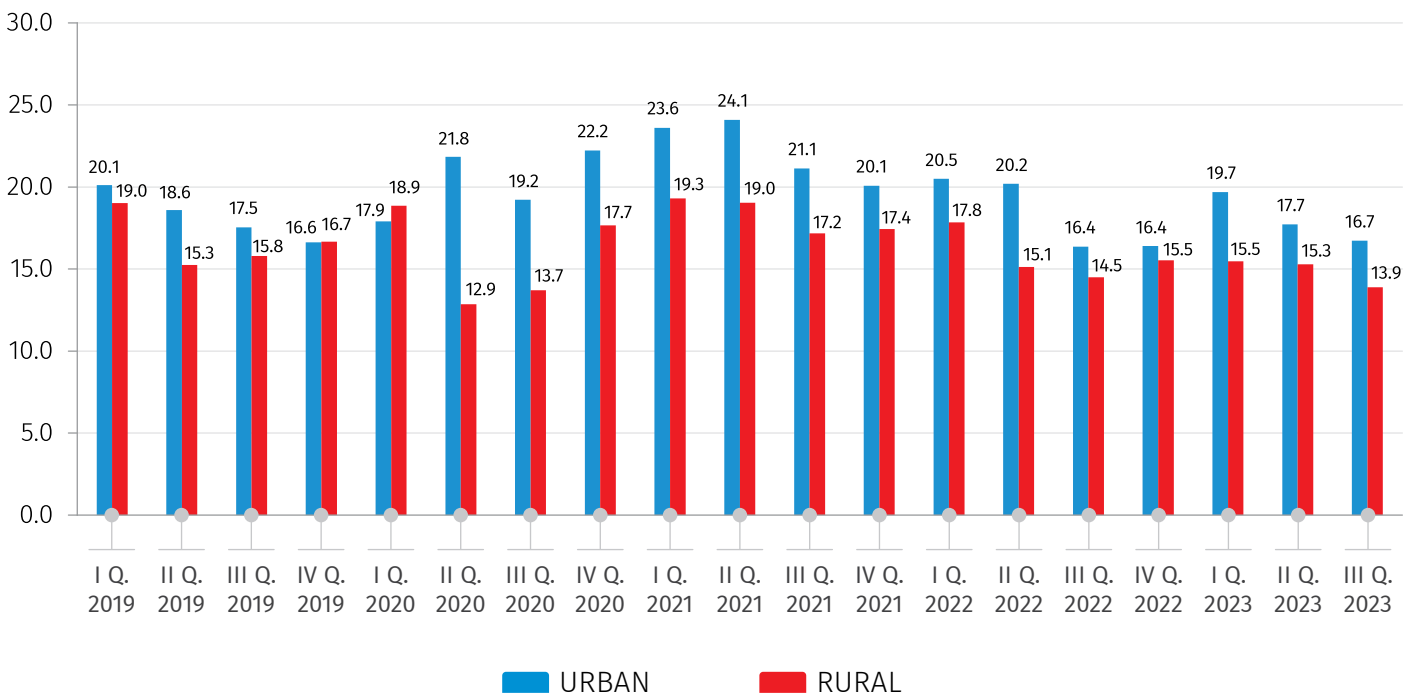
In the III quarter of 2023, compared to the corresponding period of the previous year, the unemployment rate increased in urban settlements by 0.4 percentage points, while in rural settlements it decreased by 0.6 percentage points.

The chart below presents the unemployment rate in urban-rural areas and quarters of 2019-2023 years.

CHART №4

### UNEMPLOYMENT RATE BY URBAN-RURAL AREAS

(%)



## NATIONAL STATISTICS OFFICE OF GEORGIA

20.11.2023

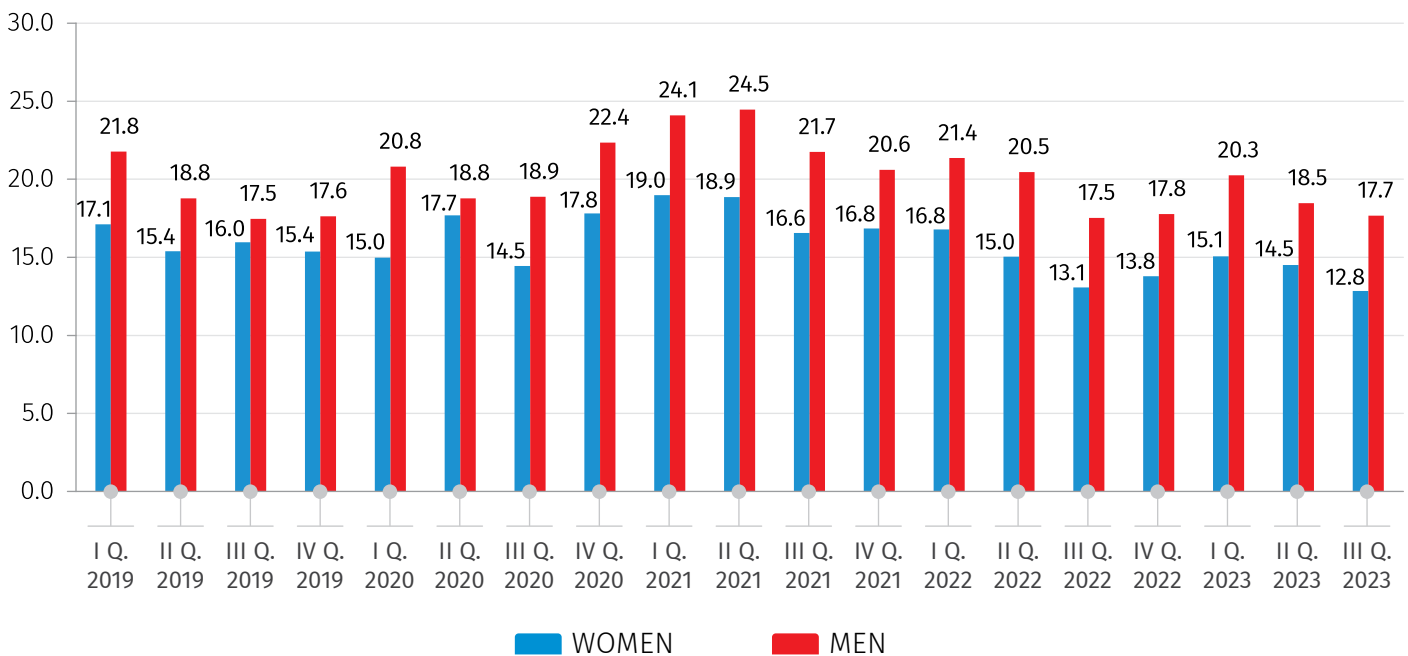
Traditionally, the unemployment rate is higher for men than for women. In the III quarter of 2023, compared to the corresponding period of the previous year, this indicator decreased for women by 0.2 percentage points, while it increased by 0.1 percentage points for men and equaled 12.8 and 17.7 percent, respectively.

The chart below presents the unemployment rate by sex and quarters of 2019-2023 years.

CHART №5

### UNEMPLOYMENT RATE BY SEX

(%)



20.11.2023

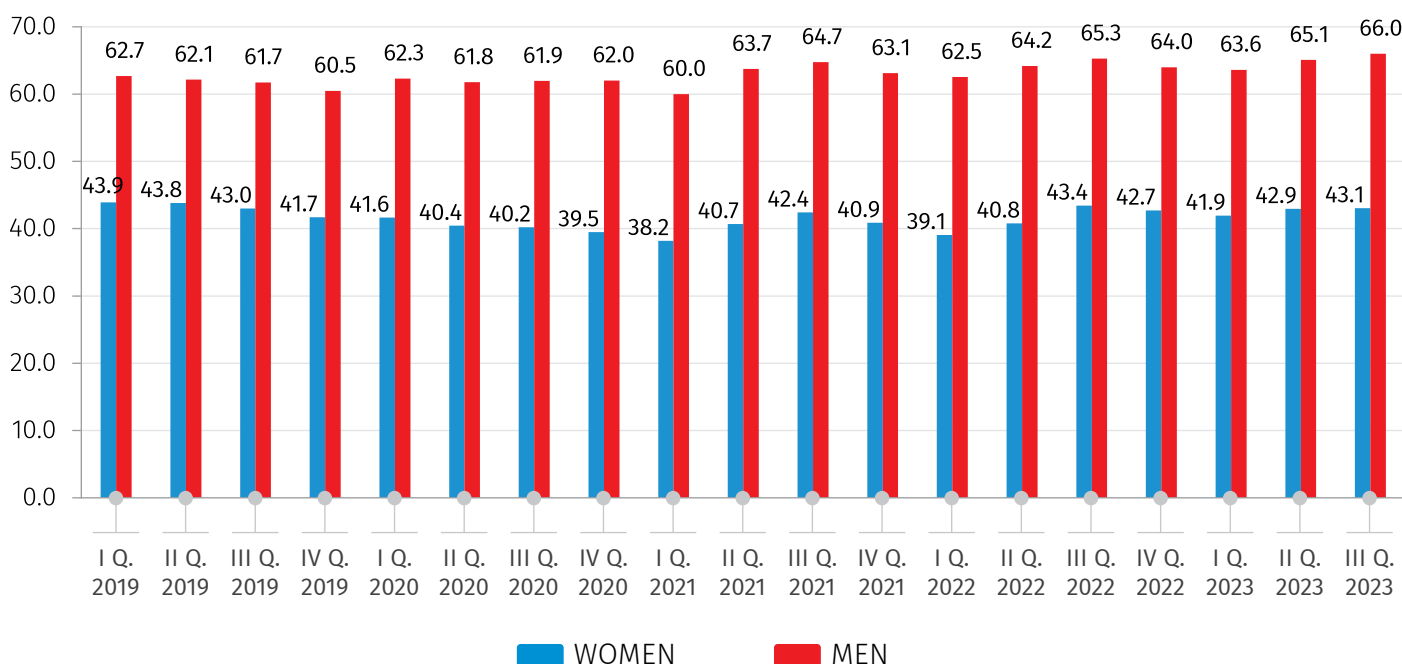
The labour force participation rate is higher for men than for women. In the III quarter of 2023, the indicator for women was 43.1 percent and for men – 66.0 percent. The labour force participation rate for women decreased by 0.4 percentage points, while for men it increased by 0.7 percentage points, compared to the corresponding period of the previous year.

The chart below presents the labour force participation rate by sex and quarters of 2019-2023 years.

CHART №6

## LABOUR FORCE PARTICIPATION RATE BY SEX

(%)



## NATIONAL STATISTICS OFFICE OF GEORGIA

20.11.2023

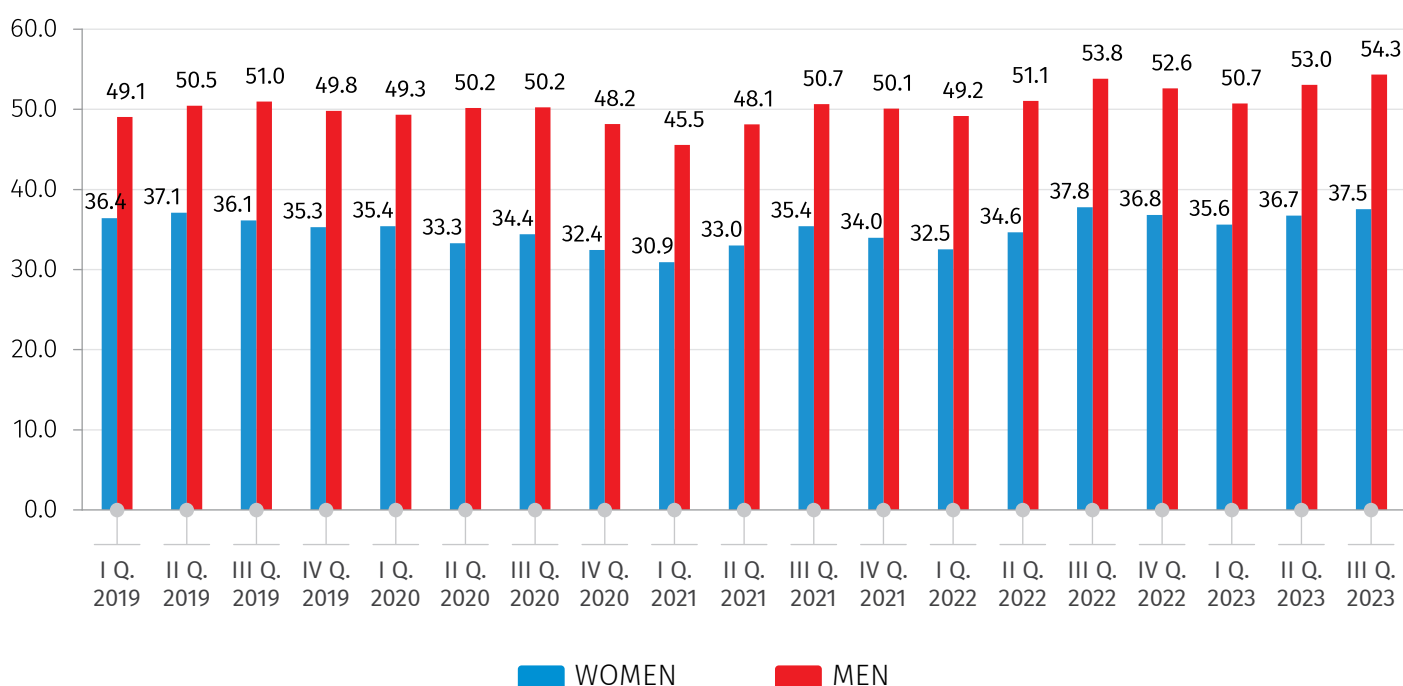
In the III quarter of 2023, the employment rate for women decreased by 0.2, while it increased by 0.5 percentage points for man, compared to the corresponding period of the previous year.

The chart below illustrates the employment rate by sex and quarters of 2019-2023 years.

CHART №7

### EMPLOYMENT RATE BY SEX

(%)



#### CONTACT PERSONS:

Vasil Tsakadze, Tel.: (+995 32) 236 72 10 (600), E-mail: [vtsakadze@geostat.ge](mailto:vtsakadze@geostat.ge)

Mariam Kavelashvili. Tel.: (+995 32) 236 72 10 (020), E-mail: [mkavelashvili@geostat.ge](mailto:mkavelashvili@geostat.ge)