

NATIONAL STATISTICS OFFICE OF GEORGIA

DOMESTIC EXPORTS OF GEORGIA

**JANUARY-NOVEMBER 2023
(PRELIMINARY RESULTS)**



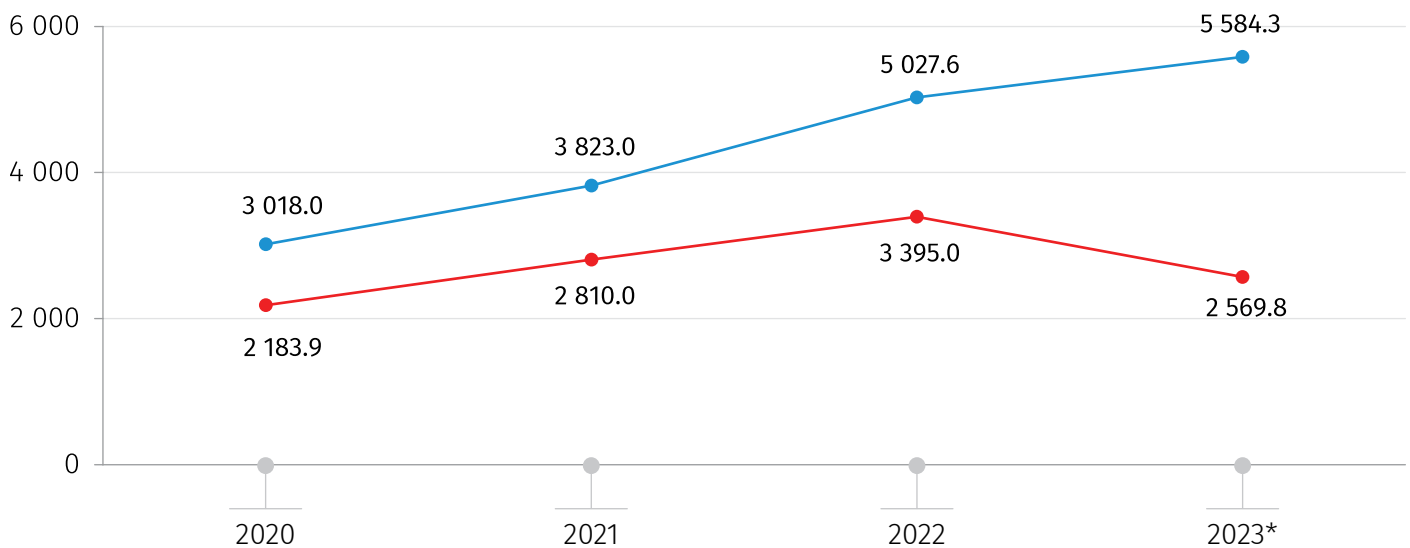
19.12.2023

THE DOMESTIC EXPORTS IN JANUARY-NOVEMBER 2023 (PRELIMINARY)

In January-November 2023 the exports of Georgia (excluding non-declared exports) equaled USD 5 584.3 million, 11.1 percent higher year-on-year. Share of the domestic exports in total export constituted 46.0 percent and amounted to USD 2 569.8 million, 24.3 percent lower to the same period of 2022.

The charts below reflect basic trends of the indicators in 2020-2023:

TREND OF THE EXPORTS IN GEORGIA IN JANUARY-NOVEMBER 2020-2023
(MILL. USD)



*Preliminary data.

● EXPORT, TOTAL

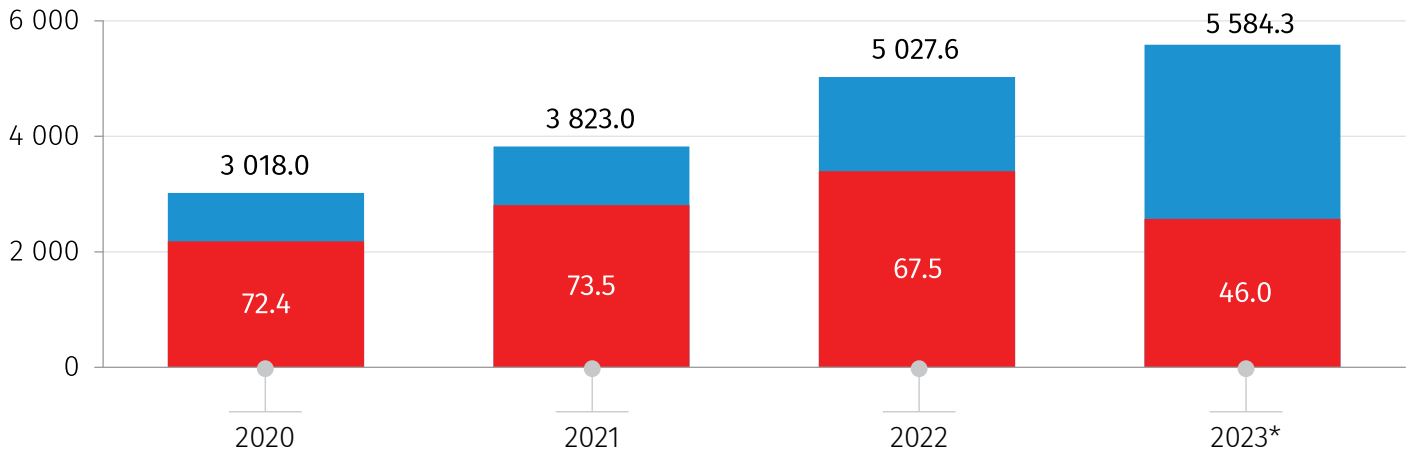
● DOMESTIC EXPORT

NATIONAL STATISTICS OFFICE OF GEORGIA

19.12.2023

GEORGIAN EXPORT IN JANUARY-NOVEMBER 2020-2023

(MILL.USD)



*Preliminary data.

EXPORT, TOTAL DOMESTIC EXPORT

** Share of domestic exports (exports excluding re-exports) in total exports is presented as percentage figure.

The table below shows monthly data for 2021-2023 domestic exports in absolute values and their changes (in percentage) compared to the corresponding month of the previous year.

DOMESTIC EXPORTS OF GEORGIA

		THSD. US DOLLARS	CHANGE (%)
2021	January	166 440.5	-6.4
	February	199 964.2	21.7
	March	238 032.9	24.0
	April	276 912.5	60.4
	May	240 028.1	32.6
	June	258 009.4	34.4
	July	280 525.7	46.1
	August	236 252.9	15.6
	September	270 255.5	10.4
	October	318 317.7	34.1
	November	325 235.9	44.1
	December	317 563.7	41.7

NATIONAL STATISTICS OFFICE OF GEORGIA

19.12.2023

		THSD. US DOLLARS	CHANGE (%)
2022	January	231 573.0	39.1
	February	323 932.2	62.0
	March	329 458.7	38.4
	April	321 567.1	16.1
	May	389 688.4	62.4
	June	282 735.8	9.6
	July	336 099.1	19.8
	August	263 740.0	11.6
	September	324 284.0	20.0
	October	290 320.0	-8.8
	November	301 563.5	-7.3
	December	297 917.6	-6.2
2023*	January	258 829.5	11.8
	February	238 392.9	-26.4
	March	269 136.7	-18.3
	April	220 308.5	-31.5
	May	242 132.6	-37.9
	June	245 972.2	-13.0
	July	253 615.1	-24.5
	August	202 078.9	-23.4
	September	242 239.5	-25.3
	October	199 034.6	-31.4
	November	198 092.0	-34.3

*Preliminary data.

NATIONAL STATISTICS OFFICE OF GEORGIA

19.12.2023

In January-November 2023 the share of the top ten trading partners by domestic exports in the total domestic exports of Georgia amounted to 73.3 percent. The top partners were Russia (USD 495.2 million), Türkiye (USD 328.7 million) and Bulgaria (USD 247.6 million).

TOP TRADING PARTNERS BY DOMESTIC EXPORTS

	JANUARY-NOVEMBER 2022		JANUARY-NOVEMBER 2023*		CHANGE (%)
	THSD. US DOLLARS	SHARE IN TOTAL (%)	THSD. US DOLLARS	SHARE IN TOTAL (%)	
TOTAL	3 394 962.0	100.0	2 569 832.5	100.0	-24.3
Of which:					
Russia	489 947.7	14.4	495 184.9	19.3	1.1
Türkiye	371 582.1	10.9	328 703.4	12.8	-11.5
Bulgaria	391 758.7	11.5	247 595.4	9.6	-36.8
China	621 763.0	18.3	246 129.2	9.6	-60.4
Armenia	163 123.8	4.8	142 320.3	5.5	-12.8
Azerbaijan	136 420.0	4.0	138 375.7	5.4	1.4
Switzerland	83 397.2	2.5	79 016.6	3.1	-5.3
United States	252 417.9	7.4	71 413.9	2.8	-71.7
Spain	47 337.8	1.4	69 693.6	2.7	47.2
Ukraine	79 235.8	2.3	65 761.1	2.6	-17.0
Other countries	757 978.0	22.3	685 638.3	26.7	-9.5

*Preliminary data.

In January-November 2023 copper ores and concentrates claimed the first place in the list of top export items, equaling USD 467.1 million, or 18.2 percent of total exports. The exports of wine of fresh grapes totaled USD 239.3 million and their share in the total exports amounted to 9.3 percent. The exports of ferro-alloys occupied the third place, standing at USD 148.4 million and constituting 5.8 percent of the total exports.

NATIONAL STATISTICS OFFICE OF GEORGIA

19.12.2023

MAJOR COMMODITY GROUPS BY DOMESTIC EXPORTS


	JANUARY-NOVEMBER 2022		JANUARY-NOVEMBER 2023*		CHANGE (%)
	THSD. US DOLLARS	SHARE IN TOTAL (%)	THSD. US DOLLARS	SHARE IN TOTAL (%)	
TOTAL DOMESTIC EXPORTS	3 394 962.0	100.0	2 569 832.5	100.0	-24.3
Of which:					
Copper ores and concentrates	932 738.3	27.5	467 144.0	18.2	-49.9
Wine of fresh grapes	231 914.0	6.8	239 341.0	9.3	3.2
Ferro-alloys	448 295.6	13.2	148 353.0	5.8	-66.9
Mineral or chemical fertilizers, nitrogenous	249 137.8	7.3	147 103.1	5.7	-41.0
Waters, natural or artificial mineral and aerated waters, not containing sugar	103 389.7	3.0	121 769.1	4.7	17.8
Electrical energy	84 283.5	2.5	103 296.7	4.0	22.6
Waters, mineral and aerated waters, containing added sugar	76 041.6	2.2	102 716.9	4.0	35.1
Spirituos beverages	85 808.4	2.5	93 476.8	3.6	8.9
Gold unwrought or in semi-manufactured forms, or in powder form	75 427.4	2.2	80 388.6	3.1	6.6
Hazelnuts and other nuts	86 316.2	2.5	75 642.1	2.9	-12.4
Other commodities	1 021 609.5	30.1	990 601.1	38.5	-3.0

*Preliminary data.

SOURCES:  LEPL Revenue Service of Ministry of Finance of Georgia;

 Georgian State Electrosystem, JSC;

 Electrosystem Commercial Operator, JSC;

 Georgian Gas Transportation Company, LTD.

EXPLANATION OF SYMBOLS:

- Not applicable;
- * Data are preliminary and subject to revisions;
- ... Data are confidential.

19.12.2023

NOTICE:

1. The discrepancy between the totals and the sum in some cases can be explained by using rounded data;
 2. Information does not cover the data of Simplified Customs Declarations (Form №4);
 3. Information does not cover non-organized trade, also occupied territories of Abkhazian Autonomous Republic and Tskhinvali region;
 4. According to the international methodology, there are some differences in coverage of trade flows between external merchandise trade statistics and customs statistics. Diplomatic, temporary, transit and analogous goods are excluded from the database of external merchandise trade statistics.
-

The preliminary data will be revised according to the Geostat's revision policy (based on the regular revision principle) as a result of adjusting data by respondents/administrative sources.

Domestic exports include export of goods produced in the country, as well as imported from abroad, the value of which has significantly changed as a result of domestic processing.

CONTACT PERSONS:

Badri Kvachadze, Tel.: (+995 32) 236 72 10 (300)

E-mail: bkvachadze@geostat.ge

Mariam Kavelashvili, Tel.: (+995 32) 236 72 10 (020)

E-mail: mkavelashvili@geostat.ge
