



**NATIONAL STATISTICS OFFICE OF GEORGIA**

**PRODUCER PRICE INDEX FOR INDUSTRIAL  
PRODUCTS IN GEORGIA**

**2023 NOVEMBER**



20.12.2023  
[www.geostat.ge](http://www.geostat.ge)

20.12.2023

PRODUCER PRICE INDEX FOR INDUSTRIAL PRODUCTS IN GEORGIA

NOVEMBER 2023

In November 2023, the Producer Price Index for Industrial Products increased by 0.6 percent compared to the previous month, while compared to November 2022 the index decrease amounted to 0.2 percent.

The prices for **products from mining and quarrying** increased by 3.5 percent **compared to October 2023**, resulting in a 0.22 percentage point contribution to the overall monthly PPI change. In the same period the prices for **manufactured products** increased by 1.0 percent, contributing 0.81 percentage points to the monthly index change. Within the group a noteworthy price increase was registered for basic metals (1.9 percent) and for food products (0.8 percent). Besides, the prices decreased for **electricity, gas, steam and air conditioning** by 4.0 percent, contributing -0.4 percentage points to the monthly index change.

The **annual PPI** rate was mainly affected by price changes for the following products:

- **Products from mining and quarrying:** the prices were 6.1 percent higher, contributing 0.38 percentage points to the overall annual index change. Within the group the prices were higher for the subgroup of metal ores (5.9 percent);
- **Manufactured products:** the prices decreased by 0.4 percent, contributing -0.36 percentage points to the overall annual index decrease. There was a notable decrease in the prices for the following subgroups: chemicals and chemical products (-11.5 percent) and basic metals (-10.8 percent);
- **Electricity, gas, steam and air conditioning:** the annual price decrease amounted to 0.8 percent, which contributed -0.08 percentage points to the annual index change;
- **Water supply, sewerage, waste management and remediation services:** the annual price decrease amounted to 3.7 percent, which contributed -0.12 percentage points to the annual index decline.

## NATIONAL STATISTICS OFFICE OF GEORGIA

20.12.2023

The following table presents the Producer Price Index (compared to the previous month and the corresponding month of the previous year) and the relevant contributions of the products to the changes in the overall index:

### PRODUCER PRICE INDEX FOR INDUSTRIAL PRODUCTS IN GEORGIA NOVEMBER 2023

CODE	GROUPS	OVER OCTOBER 2023	CONTRIBUTIONS* TO MONTHLY CHANGES	OVER NOVEMBER 2022	CONTRIBUTIONS* TO ANNUAL CHANGES
	<b>TOTAL</b>	<b>100.6</b>	<b>0.62</b>	<b>99.8</b>	<b>-0.17</b>
<b>B</b>	<b>Mining and quarrying</b>	<b>103.5</b>	<b>0.22</b>	<b>106.1</b>	<b>0.38</b>
05	Coal and lignite	100.3	0.00	100.5	0.00
06	Crude petroleum and natural gas	88.8	-0.02	86.0	-0.02
07	Metal ores	104.3	0.21	105.9	0.29
08	Other mining and quarrying products	102.0	0.02	109.8	0.11
<b>C</b>	<b>Manufactured products</b>	<b>101.0</b>	<b>0.81</b>	<b>99.6</b>	<b>-0.36</b>
10	Food products	100.8	0.19	99.4	-0.18
11	Beverages	100.6	0.11	104.3	0.75
12	Tobacco products	100.0	0.00	100.0	0.00
13	Textiles	100.5	0.00	102.2	0.00
14	Wearing apparel	100.2	0.01	122.7	0.54
15	Leather and related products	99.9	0.00	109.8	0.03
16	Wood and of products of wood and cork, except furniture; articles of straw and plaiting materials	100.1	0.00	98.6	-0.01
17	Paper and paper products	100.6	0.01	89.7	-0.09
18	Printing and recording services	104.5	0.04	110.1	0.08
19	Coke and refined petroleum products	100.5	0.00	109.3	0.06
20	Chemicals and chemical products	102.0	0.07	88.5	-0.58
21	Basic pharmaceutical products and pharmaceutical preparations	100.9	0.02	96.6	-0.06
22	Rubber and plastic products	100.4	0.01	98.2	-0.04
23	Other non-metallic mineral products	101.8	0.15	106.1	0.46
24	Basic metals	101.9	0.20	89.2	-1.28

\* Individual contributions may not sum up to the total changes in the index due to rounding.

## NATIONAL STATISTICS OFFICE OF GEORGIA

20.12.2023

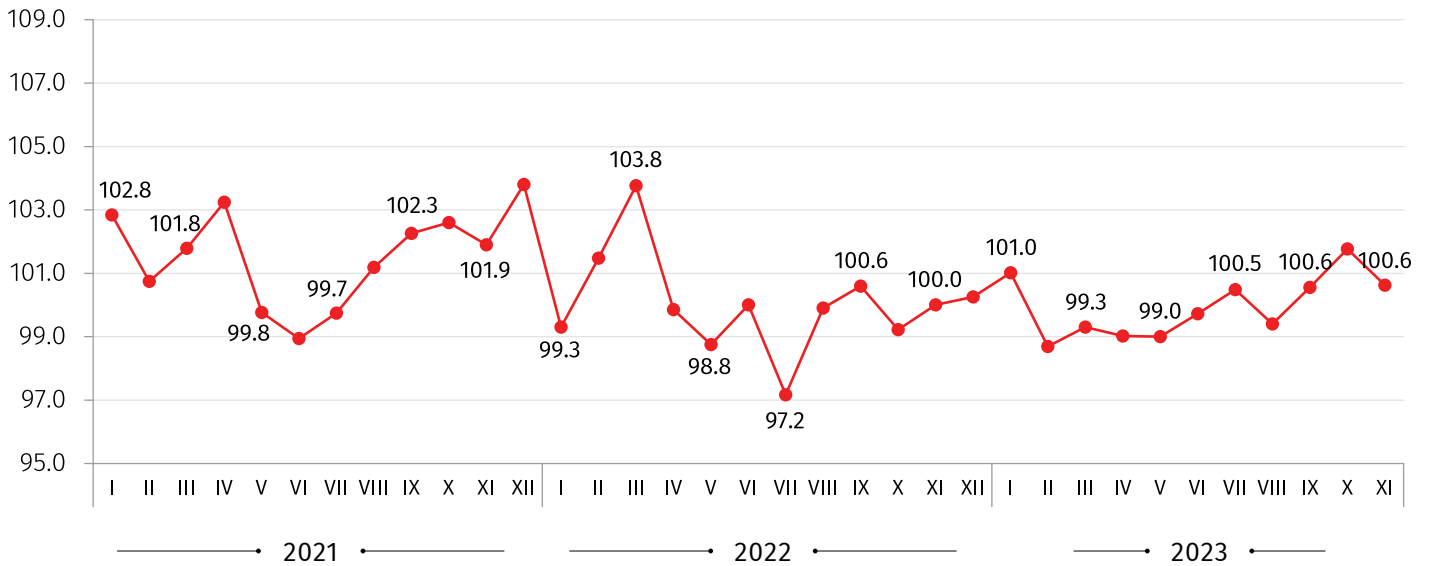
CODE	GROUPS	OVER OCTOBER 2023	CONTRIBUTIONS* TO MONTHLY CHANGES	OVER NOVEMBER 2022	CONTRIBUTIONS* TO ANNUAL CHANGES
25	Fabricated metal products, except machinery and equipment	99.4	-0.02	91.6	-0.23
27	Electrical equipment	97.5	-0.01	107.0	0.07
28	Machinery and equipment n.e.c.	101.5	0.00	98.6	0.00
30	Other transport equipment	100.3	0.00	104.6	0.01
31	Furniture	101.3	0.01	110.0	0.11
32	Other manufactured goods	102.9	0.01	105.3	0.01
33	Repair and installation services of machinery and equipment	100.0	0.00	101.6	0.01
<b>D</b>	<b>Electricity, gas, steam and air conditioning</b>	<b>96.0</b>	<b>-0.40</b>	<b>99.2</b>	<b>-0.08</b>
35	Electricity, gas, steam and air conditioning	96.0	-0.40	99.2	-0.08
<b>E</b>	<b>Water supply, sewerage, waste management and remediation services</b>	<b>100.0</b>	<b>0.00</b>	<b>96.3</b>	<b>-0.12</b>
36	Natural water, water treatment and supply services	100.0	0.00	100.0	0.00
38	Waste collection, treatment and disposal services; materials recovery services	100.0	0.00	91.3	-0.12

\* Individual contributions may not sum up to the total changes in the index due to rounding.

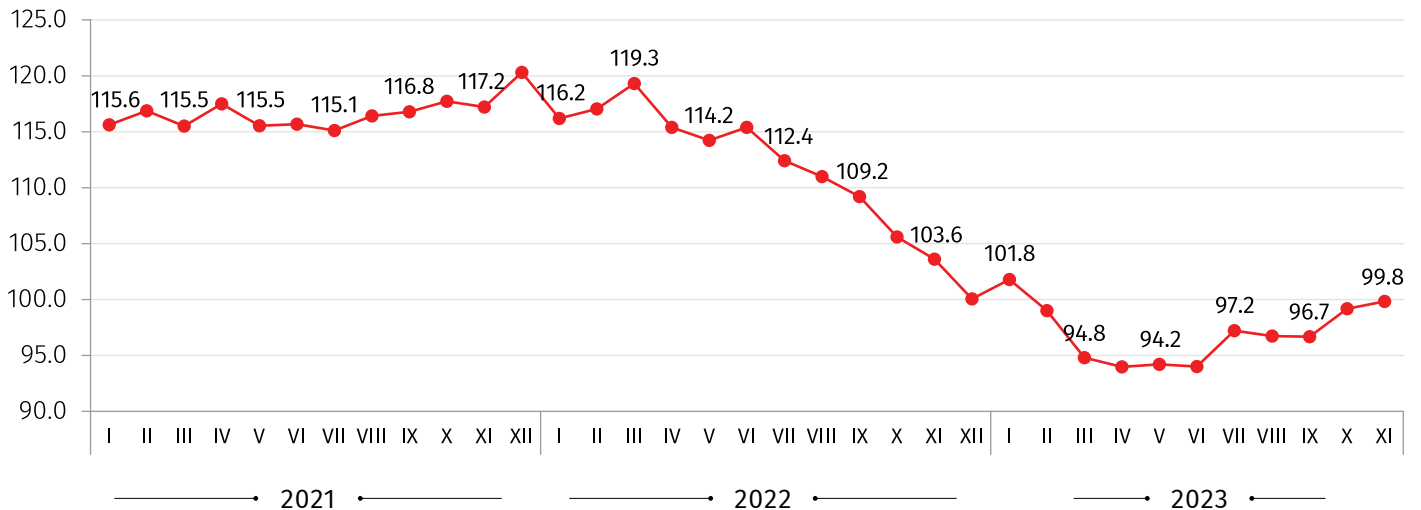
# NATIONAL STATISTICS OFFICE OF GEORGIA

20.12.2023

## PRODUCER PRICE INDEX FOR INDUSTRIAL PRODUCTS (PREVIOUS MONTH=100)



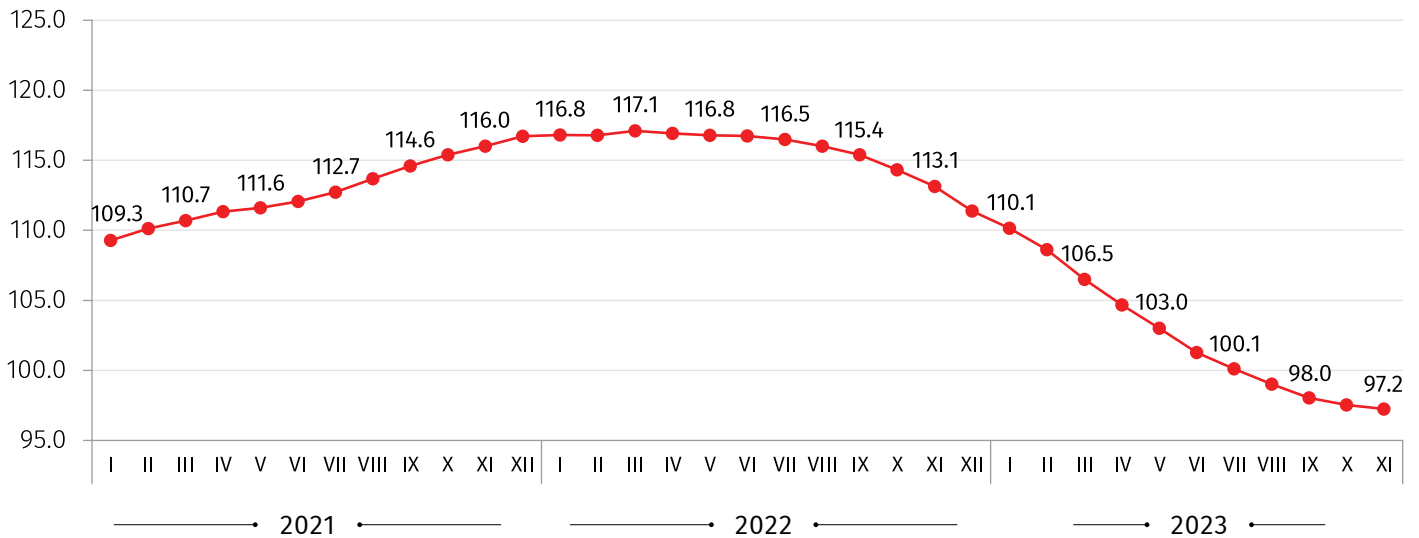
## PRODUCER PRICE INDEX FOR INDUSTRIAL PRODUCTS (THE SAME MONTH OF THE PREVIOUS YEAR =100)



## NATIONAL STATISTICS OFFICE OF GEORGIA

20.12.2023

### PRODUCER PRICE INDEX FOR INDUSTRIAL PRODUCTS (12 MONTH AVERAGE OVER THE PREVIOUS 12 MONTH AVERAGE)



#### CONTACT PERSON:

Giorgi Tetrauli, Tel: (+995 32) 236 72 10 (400). E-mail: [gtetrauli@geostat.ge](mailto:gtetrauli@geostat.ge)

Mariam Kavelashvili. Tel: (+995 32) 236 72 10 (020). E-mail: [mkavelashvili@geostat.ge](mailto:mkavelashvili@geostat.ge)