

NATIONAL STATISTICS OFFICE OF GEORGIA

PRODUCER PRICE INDEX FOR INDUSTRIAL PRODUCTS IN GEORGIA

2023 DECEMBER



22.01.2024

PRODUCER PRICE INDEX FOR INDUSTRIAL PRODUCTS IN GEORGIA
DECEMBER 2023

In December 2023, the Producer Price Index for Industrial Products decreased by 0.9 percent compared to the previous month, while compared to December 2022 the index decrease amounted to 1.3 percent.

The prices for **products from mining and quarrying** increased by 1.6 percent **compared to November 2023**, resulting in a 0.1 percentage point contribution to the overall monthly PPI change. In the same period the prices for manufactured products decreased by 1.1 percent, contributing -0.92 percentage points to the monthly index change. Within the group a noteworthy price decrease was registered for basic metals (-8.5 percent) and for other non-metallic mineral products (-0.8 percent). Besides, the prices decreased for **electricity, gas, steam and air conditioning** by 0.9 percent, contributing -0.08 percentage points to the monthly index change.

The **annual PPI** rate was mainly affected by price changes for the following products:

- **Products from mining and quarrying:** the prices were 4.9 percent higher, contributing 0.3 percentage points to the overall annual index change. Within the group the prices were higher for the subgroup of metal ores (5.3 percent);
- **Manufactured products:** the prices decreased by 1.6 percent, contributing -1.3 percentage points to the overall annual index decrease. There was a notable decrease in the prices for the following subgroups: chemicals and chemical products (-18.2 percent) and basic metals (-18.5 percent);
- **Electricity, gas, steam and air conditioning:** the annual price decrease amounted to 1.7 percent, which contributed -0.16 percentage points to the annual index change;
- **Water supply, sewerage, waste management and remediation services:** the annual price decrease amounted to 4.8 percent, which contributed -0.14 percentage points to the annual index decline.

NATIONAL STATISTICS OFFICE OF GEORGIA

22.01.2024

The following table presents the Producer Price Index (compared to the previous month and the corresponding month of the previous year) and the relevant contributions of the products to the changes in the overall index:

PRODUCER PRICE INDEX FOR INDUSTRIAL PRODUCTS IN GEORGIA DECEMBER 2023

CODE	GROUPS	OVER NOVEMBER 2023	CONTRIBUTIONS* TO MONTHLY CHANGES	OVER DECEMBER 2022	CONTRIBUTIONS* TO ANNUAL CHANGES
	TOTAL	99.1	-0.88	98.7	-1.30
B	Mining and quarrying	101.6	0.10	104.9	0.30
05	Coal and lignite	99.1	0.00	98.9	0.00
06	Crude petroleum and natural gas	97.9	0.00	89.1	-0.02
07	Metal ores	102.1	0.11	105.3	0.26
08	Other mining and quarrying products	100.1	0.00	106.0	0.06
C	Manufactured products	98.9	-0.92	98.4	-1.30
10	Food products	100.2	0.05	100.2	0.04
11	Beverages	100.6	0.10	105.3	0.92
12	Tobacco products	100.0	0.00	100.0	0.00
13	Textiles	108.4	0.03	102.1	0.01
14	Wearing apparel	100.0	0.00	123.5	0.55
15	Leather and related products	100.1	0.00	107.6	0.03
16	Wood and of products of wood and cork, except furniture; articles of straw and plaiting materials	101.9	0.01	98.9	-0.01
17	Paper and paper products	100.3	0.00	93.0	-0.06
18	Printing and recording services	99.8	0.00	106.0	0.05
19	Coke and refined petroleum products	89.2	-0.06	99.6	0.00
20	Chemicals and chemical products	99.5	-0.02	81.8	-0.77
21	Basic pharmaceutical products and pharmaceutical preparations	100.3	0.00	96.3	-0.06
22	Rubber and plastic products	100.1	0.00	97.5	-0.06
23	Other non-metallic mineral products	99.2	-0.07	105.7	0.44
24	Basic metals	91.5	-0.90	81.5	-2.17

* Individual contributions may not sum up to the total changes in the index due to rounding.

NATIONAL STATISTICS OFFICE OF GEORGIA

22.01.2024

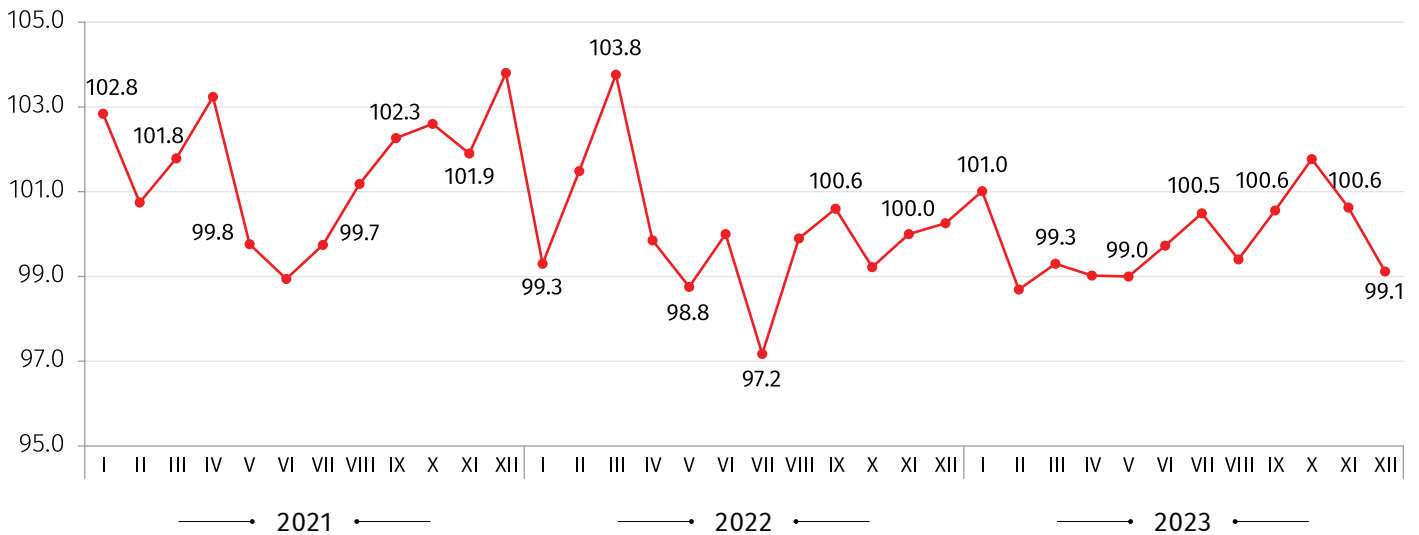
CODE	GROUPS	OVER NOVEMBER 2023	CONTRIBUTIONS* TO MONTHLY CHANGES	OVER DECEMBER 2022	CONTRIBUTIONS* TO ANNUAL CHANGES
25	Fabricated metal products, except machinery and equipment	98.6	-0.03	90.4	-0.26
27	Electrical equipment	100.0	0.00	92.3	-0.04
28	Machinery and equipment n.e.c.	99.7	0.00	98.3	0.00
30	Other transport equipment	99.1	0.00	103.7	0.01
31	Furniture	96.4	-0.04	106.7	0.07
32	Other manufactured goods	100.0	0.00	103.1	0.01
33	Repair and installation services of machinery and equipment	100.0	0.00	101.6	0.01
D	Electricity, gas, steam and air conditioning	99.1	-0.08	98.3	-0.16
35	Electricity, gas, steam and air conditioning	99.1	-0.08	98.3	-0.16
E	Water supply, sewerage, waste management and remediation services	100.6	0.02	95.2	-0.14
36	Natural water, water treatment and supply services	100.0	0.00	100.0	0.00
38	Waste collection, treatment and disposal services; materials recovery services	101.6	0.02	87.6	-0.14

* Individual contributions may not sum up to the total changes in the index due to rounding.

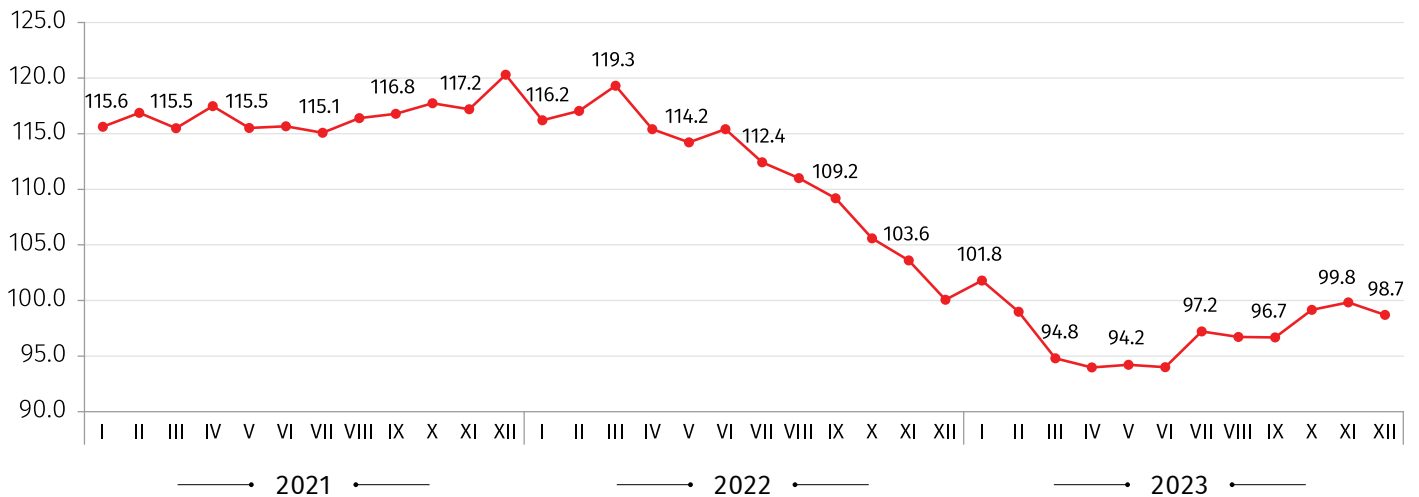
NATIONAL STATISTICS OFFICE OF GEORGIA

22.01.2024

PRODUCER PRICE INDEX FOR INDUSTRIAL PRODUCTS (PREVIOUS MONTH=100)



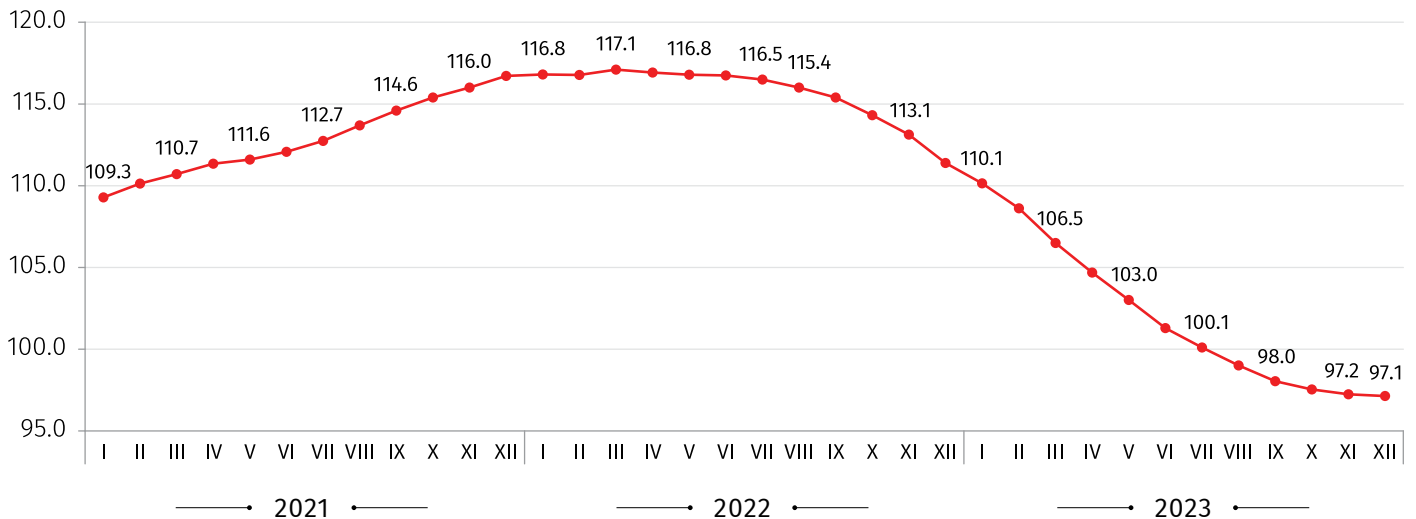
PRODUCER PRICE INDEX FOR INDUSTRIAL PRODUCTS (THE SAME MONTH OF THE PREVIOUS YEAR =100)



NATIONAL STATISTICS OFFICE OF GEORGIA

22.01.2024

PRODUCER PRICE INDEX FOR INDUSTRIAL PRODUCTS (12 MONTH AVERAGE OVER THE PREVIOUS 12 MONTH AVERAGE)



CONTACT PERSON:

Giorgi Tetrauli, Tel: (+995 32) 236 72 10 (400). E-mail: gtetrauli@geostat.ge

Mariam Kavelashvili. Tel: (+995 32) 236 72 10 (020). E-mail: mkavelashvili@geostat.ge