

# NATIONAL STATISTICS OFFICE OF GEORGIA

22.01.2024

ANNEX №1

## GEORGIAN EXTERNAL TRADE BY COUNTRIES IN 2023\* (THSD. US DOLLARS)

|                               | EXPORTS<br>(FOB)   | IMPORTS<br>(CIF)    | BALANCE             |
|-------------------------------|--------------------|---------------------|---------------------|
| <b>EXTERNAL TRADE – TOTAL</b> | <b>6 090 611.3</b> | <b>15 438 396.2</b> | <b>-9 347 784.9</b> |
| Of which:                     |                    |                     |                     |
| <b>EU COUNTRIES</b>           | <b>704 364.9</b>   | <b>3 795 709.2</b>  | <b>-3 091 344.3</b> |
| Austria                       | 2 773.9            | 114 356.1           | -111 582.2          |
| Belgium                       | 24 882.8           | 137 172.9           | -112 290.1          |
| Bulgaria                      | 249 955.0          | 217 345.7           | 32 609.3            |
| Croatia                       | 623.6              | 15 790.0            | -15 166.5           |
| Cyprus                        | 779.8              | 6 372.6             | -5 592.8            |
| Czech Republic                | 22 629.9           | 220 673.0           | -198 043.1          |
| Denmark                       | 1 730.9            | 40 833.2            | -39 102.3           |
| Estonia                       | 7 707.3            | 10 156.2            | -2 448.9            |
| Finland                       | 645.6              | 31 530.8            | -30 885.2           |
| France                        | 46 182.8           | 276 903.8           | -230 720.9          |
| Germany                       | 57 017.4           | 948 059.4           | -891 042.0          |
| Greece                        | 14 533.6           | 70 110.0            | -55 576.4           |
| Hungary                       | 1 684.8            | 76 055.4            | -74 370.6           |
| Ireland                       | 1 054.1            | 17 004.8            | -15 950.7           |
| Italy                         | 37 087.4           | 373 075.0           | -335 987.6          |
| Latvia                        | 11 059.2           | 43 841.4            | -32 782.2           |
| Lithuania (Lietuva)           | 38 211.0           | 77 542.4            | -39 331.3           |
| Luxembourg                    | 76.0               | 3 599.3             | -3 523.3            |
| Malta                         | 21.5               | 17 781.4            | -17 759.9           |
| Netherlands                   | 21 982.4           | 282 847.6           | -260 865.3          |
| Poland                        | 49 508.2           | 269 379.7           | -219 871.5          |
| Portugal                      | 3 747.6            | 21 520.8            | -17 773.2           |
| Romania                       | 24 737.8           | 219 466.2           | -194 728.4          |
| Slovakia                      | 2 810.7            | 24 780.8            | -21 970.1           |
| Slovenia                      | 712.5              | 29 412.7            | -28 700.2           |
| Spain                         | 80 731.6           | 199 662.3           | -118 930.7          |
| Sweden                        | 1 477.4            | 50 435.8            | -48 958.4           |
| <b>CIS COUNTRIES</b>          | <b>4 016 119.8</b> | <b>3 295 009.5</b>  | <b>721 110.2</b>    |
| Azerbaijan                    | 862 070.1          | 653 911.3           | 208 158.8           |
| Armenia                       | 787 129.0          | 335 917.4           | 451 211.6           |
| Belarus                       | 37 834.3           | 108 308.8           | -70 474.5           |
| Kazakhstan                    | 702 965.0          | 32 872.5            | 670 092.5           |

## NATIONAL STATISTICS OFFICE OF GEORGIA

22.01.2024

|                           | EXPORTS<br>(FOB)   | IMPORTS<br>(CIF)   | BALANCE             |
|---------------------------|--------------------|--------------------|---------------------|
| Kyrgyzstan                | 695 661.4          | 4 845.9            | 690 815.5           |
| Moldova                   | 10 678.7           | 6 720.3            | 3 958.4             |
| Russia                    | 657 043.9          | 1 744 469.5        | -1 087 425.6        |
| Tajikistan                | 37 012.5           | 268.6              | 36 743.9            |
| Turkmenistan              | 8 888.6            | 91 813.6           | -82 925.1           |
| Ukraine                   | 101 346.5          | 259 055.2          | -157 708.7          |
| Uzbekistan                | 115 489.7          | 56 826.3           | 58 663.4            |
| <b>OTHER COUNTRIES</b>    | <b>1 370 126.7</b> | <b>8 347 677.5</b> | <b>-6 977 550.8</b> |
| Afghanistan               | 56.0               | -                  | 56.0                |
| Albania                   | 99.0               | 1 730.3            | -1 631.3            |
| Algeria                   | 6 278.0            | 18.4               | 6 259.6             |
| Angola                    | -                  | 17.9               | -17.9               |
| Antigua and Barbuda       | -                  | 8.2                | -8.2                |
| Argentina                 | 799.7              | 23 554.1           | -22 754.4           |
| Australia                 | 1 534.6            | 894.2              | 640.4               |
| Bahamas                   | -                  | 0.0                | 0.0                 |
| Bahrain                   | 145.2              | 333.7              | -188.5              |
| Bangladesh                | -                  | 3 715.9            | -3 715.9            |
| Bhutan                    | 86.4               | -                  | 86.4                |
| Bosnia and Herzegovina    | 350.1              | 544.1              | -194.1              |
| Brazil                    | 1 121.3            | 134 645.1          | -133 523.8          |
| Belize                    | 1.0                | 204.3              | -203.4              |
| Virgin Islands British    | -                  | 52.8               | -52.8               |
| Cambodia                  | 142.0              | 2 816.3            | -2 674.2            |
| Cameroon                  | 1.8                | -                  | 1.8                 |
| Canada                    | 4 147.1            | 43 778.8           | -39 631.7           |
| Sri Lanka                 | 100.7              | 2 336.1            | -2 235.4            |
| Chad                      | 5.9                | 90.0               | -84.1               |
| Chile                     | 0.0                | 23 687.5           | -23 687.5           |
| China                     | 310 873.1          | 1 328 742.6        | -1 017 869.5        |
| Taiwan, Province of China | 3 216.4            | 16 299.6           | -13 083.2           |
| Colombia                  | 1 869.2            | 350.2              | 1 519.0             |
| Congo                     | 432.3              | 0.8                | 431.5               |
| Costa Rica                | 328.4              | 346.8              | -18.4               |
| Cuba                      | 10.5               | 386.6              | -376.1              |
| Benin                     | 99.4               | 3.0                | 96.4                |
| Dominica                  | -                  | 58.2               | -58.2               |
| Ecuador                   | -                  | 35 443.7           | -35 443.7           |
| Equatorial Guinea         | 4.9                | -                  | 4.9                 |
| Ethiopia                  | 125.5              | 65.2               | 60.3                |

## NATIONAL STATISTICS OFFICE OF GEORGIA

22.01.2024

|                    | EXPORTS<br>(FOB) | IMPORTS<br>(CIF) | BALANCE    |
|--------------------|------------------|------------------|------------|
| Faroe Islands      | -                | 69.5             | -69.5      |
| Djibouti           | 300.8            | 400.0            | -99.2      |
| Gabon              | -                | 11 755.1         | -11 755.1  |
| Gambia             | -                | 551.3            | -551.3     |
| State of Palestine | 24.6             | -                | 24.6       |
| Ghana              | 6 954.2          | 2.9              | 6 951.3    |
| Gibraltar          | -                | 202.9            | -202.9     |
| Greenland          | -                | 2.5              | -2.5       |
| Guatemala          | 32.0             | 15.3             | 16.7       |
| Guinea             | 70.8             | -                | 70.8       |
| Honduras           | 85.9             | -                | 85.9       |
| Hong Kong          | 11 460.1         | 105 445.5        | -93 985.4  |
| Iceland            | 8.9              | 4 657.9          | -4 649.0   |
| India              | 13 092.7         | 115 662.9        | -102 570.1 |
| Indonesia          | 196.2            | 45 100.3         | -44 904.0  |
| Iran               | 30 133.2         | 240 804.1        | -210 670.9 |
| Iraq               | 70 549.2         | 23 150.9         | 47 398.3   |
| Israel             | 20 677.4         | 16 202.3         | 4 475.1    |
| Cote d'Ivoire      | 73.0             | -                | 73.0       |
| Japan              | 9 068.9          | 598 533.5        | -589 464.6 |
| Jordan             | 1 243.7          | 1 197.7          | 45.9       |
| Kenya              | 979.7            | 6 773.2          | -5 793.6   |
| Korea, Republic of | 5 000.4          | 114 797.2        | -109 796.8 |
| Kuwait             | 3 734.4          | 31.0             | 3 703.3    |
| Lao                | 140.3            | 2.1              | 138.2      |
| Lebanon            | 1 377.3          | 316.2            | 1 061.1    |
| Liberia            | 86.7             | -                | 86.7       |
| Libya              | 3 084.6          | 4 685.8          | -1 601.2   |
| Liechtenstein      | 27.0             | 779.5            | -752.5     |
| Madagascar         | -                | 61.4             | -61.4      |
| Malawi             | -                | 749.0            | -749.0     |
| Malaysia           | 2 721.7          | 10 561.6         | -7 839.9   |
| Mali               | 70.7             | 2.9              | 67.8       |
| Mauritania         | 1 778.0          | -                | 1 778.0    |
| Mauritius          | -                | 73.6             | -73.6      |
| Mexico             | 571.3            | 4 092.1          | -3 520.9   |
| Monaco             | 5.6              | 340.8            | -335.2     |
| Mongolia           | 1 874.5          | 0.5              | 1 874.0    |
| Montenegro         | 252.0            | 184.5            | 67.5       |
| Morocco            | 20 102.2         | 19 005.5         | 1 096.6    |

## NATIONAL STATISTICS OFFICE OF GEORGIA

22.01.2024

|                          | EXPORTS<br>(FOB) | IMPORTS<br>(CIF) | BALANCE      |
|--------------------------|------------------|------------------|--------------|
| Mozambique               | 0.2              | -                | 0.2          |
| Oman                     | 319.2            | 725.9            | -406.7       |
| Namibia                  | 3 406.9          | -                | 3 406.9      |
| Nepal                    | -                | 28.1             | -28.1        |
| New Zealand              | -                | 3 796.5          | -3 796.5     |
| Nicaragua                | -                | 29.3             | -29.3        |
| Niger                    | 177.9            | 44.4             | 133.6        |
| Nigeria                  | 157.8            | 346.6            | -188.8       |
| Norway                   | 1 048.6          | 17 355.3         | -16 306.7    |
| Northern Mariana Islands | -                | 33.3             | -33.3        |
| Marshall Islands         | -                | 72.8             | -72.8        |
| Pakistan                 | 851.9            | 6 482.7          | -5 630.8     |
| Panama                   | 7 245.1          | 209.4            | 7 035.7      |
| Paraguay                 | 55.2             | 6 347.3          | -6 292.1     |
| Peru                     | 66 749.8         | 593.0            | 66 156.8     |
| Philippines              | 2 814.4          | 199.2            | 2 615.2      |
| Qatar                    | 1 877.3          | 4 476.9          | -2 599.6     |
| San Marino               | -                | 1 117.0          | -1 117.0     |
| Saudi Arabia             | 23 354.6         | 10 561.4         | 12 793.2     |
| Senegal                  | 51.7             | -                | 51.7         |
| Serbia                   | 2 794.3          | 18 938.5         | -16 144.1    |
| Seychelles               | 61.0             | 208.9            | -147.9       |
| Sierra Leone             | -                | 0.2              | -0.2         |
| Singapore                | 13 264.8         | 17 368.6         | -4 103.8     |
| Viet Nam                 | 1 368.2          | 57 669.7         | -56 301.5    |
| Somalia                  | 52.4             | 7.7              | 44.7         |
| South Africa             | 777.8            | 3 626.8          | -2 849.0     |
| Zimbabwe                 | -                | 1.5              | -1.5         |
| Sudan                    | 1 668.8          | -                | 1 668.8      |
| Suriname                 | 370.8            | 34.3             | 336.6        |
| Switzerland              | 93 724.7         | 145 563.6        | -51 838.9    |
| Syrian                   | 1 318.2          | 677.6            | 640.6        |
| Thailand                 | 362.1            | 27 335.7         | -26 973.7    |
| Togo                     | 47.8             | -                | 47.8         |
| United Arab Emirates     | 53 768.2         | 383 429.0        | -329 660.8   |
| Tunisia                  | 348.5            | 104.1            | 244.4        |
| Türkiye                  | 409 200.2        | 2 570 105.5      | -2 160 905.2 |
| Uganda                   | 8 407.0          | 1 418.5          | 6 988.6      |
| North Macedonia          | 825.7            | 2 084.4          | -1 258.7     |





## NATIONAL STATISTICS OFFICE OF GEORGIA

22.01.2024

|                     | EXPORTS<br>(FOB) | IMPORTS<br>(CIF) | BALANCE      |
|---------------------|------------------|------------------|--------------|
| Egypt               | 11 824.1         | 16 730.3         | -4 906.2     |
| United Kingdom      | 12 437.0         | 147 042.0        | -134 605.0   |
| Tanzania            | 11 472.4         | 388.5            | 11 083.9     |
| United States       | 96 986.5         | 1 949 302.4      | -1 852 315.8 |
| Virgin Islands, U.S | -                | 2 742.1          | -2 742.1     |
| Burkina Faso        | 97.3             | -                | 97.3         |
| Uruguay             | 28.8             | 4 142.6          | -4 113.8     |
| Yemen               | 98.9             | -                | 98.9         |
| Zambia              | 3 104.3          | -                | 3 104.3      |

\*Preliminary data.

22.01.2024

- Sources:**
-  LEPL Revenue Service of Ministry of Finance of Georgia;
  -  Georgian State Electrosystem JSC;
  -  Electrosystem Commercial Operator JSC;
  -  Georgian Gas Transportation Company LTD.

**Explanation of symbols:**

- Not applicable;
- 0.0 Negligible magnitude;
- \* Data are preliminary and subject to revisions;
- ... Data are confidential

**Notice:**

1. The discrepancy between the totals and the sum in some cases can be explained by using rounded data;
2. Information does not cover the data of Simplified Customs Declarations (Form #4);
3. Information does not cover non-organized trade also occupied territories of Abkhazian Autonomous Republic and Tskhinvali region;
4. According to the international methodology there are some differences in coverage of trade flows between external merchandise trade statistics and customs statistics. Diplomatic temporary transit and analogous goods are excluded from the database of external merchandise trade statistics.

**THE PRELIMINARY DATA WILL BE REVISED ACCORDING TO THE GEOSTAT'S REVISION POLICY  
(BASED ON THE REGULAR REVISION PRINCIPLE) AS A RESULT OF ADJUSTING  
DATA BY RESPONDENTS/ADMINISTRATIVE SOURCES.**

**CONTACT PERSONS:**

Badri Kvachadze Tel.: (+995 32) 236 72 10 (300).

E-mail: [bkvachadze@geostat.ge](mailto:bkvachadze@geostat.ge)

Mariam Kavelashvili Tel.: (+995 32) 236 72 10 (020)

E-mail: [mkavelashvili@geostat.ge](mailto:mkavelashvili@geostat.ge)