

NATIONAL STATISTICS OFFICE OF GEORGIA

INDICATORS OF SOCIAL PROTECTION 2023



09.02.2024

www.geostat.ge

09.02.2024

INDICATORS OF SOCIAL PROTECTION

(2023)

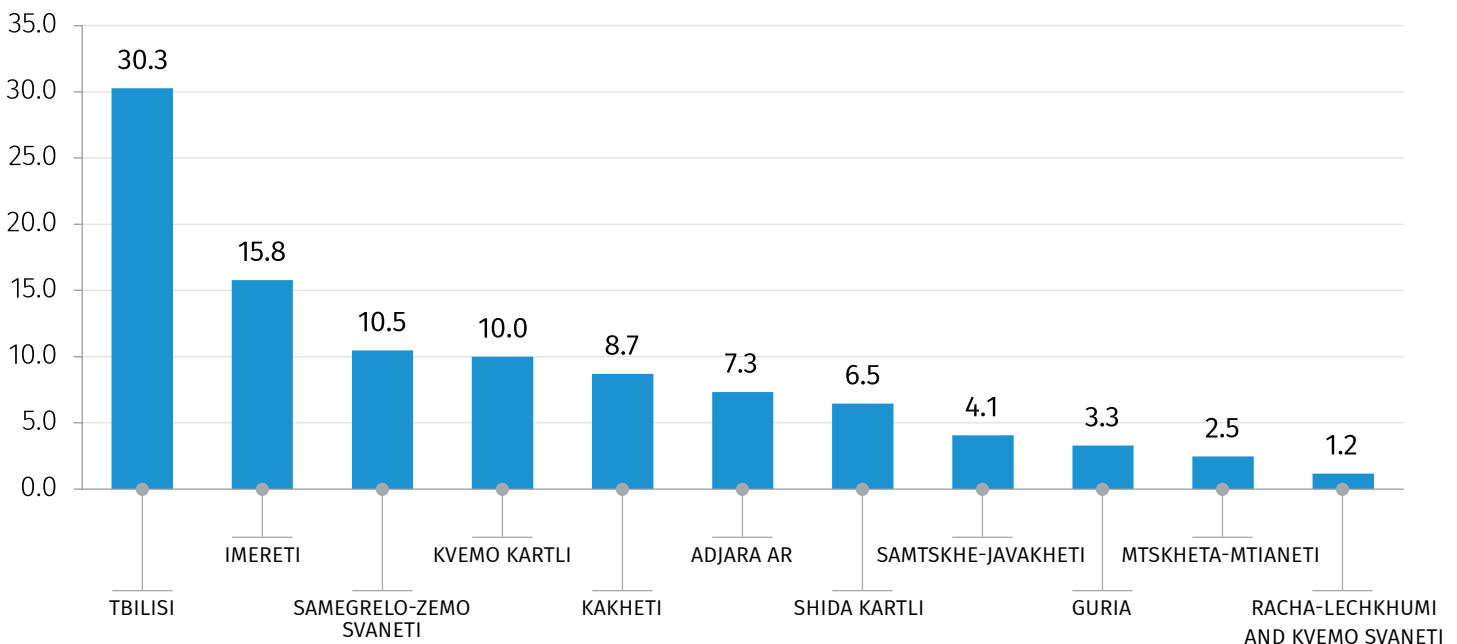
In 2023, the number of persons receiving pension was 838.1 thousand in Georgia, out of which 71.1 percent were women and 28.9 percent were men. Considering regional distribution 30.3 percent of persons receiving pension are from Tbilisi, 15.8 percent from Imereti, 10.5 – percent from Samegrelo-Zemo Svaneti, 10.0 percent from Kvemo Kartli, 8.7 percent from Kakheti and 24.8 percent from other regions.

The chart below presents the distribution of persons receiving pension by regions in 2023.

CHART №1

DISTRIBUTION OF PERSONS RECEIVING PENSION BY REGIONS

(%)



09.02.2024

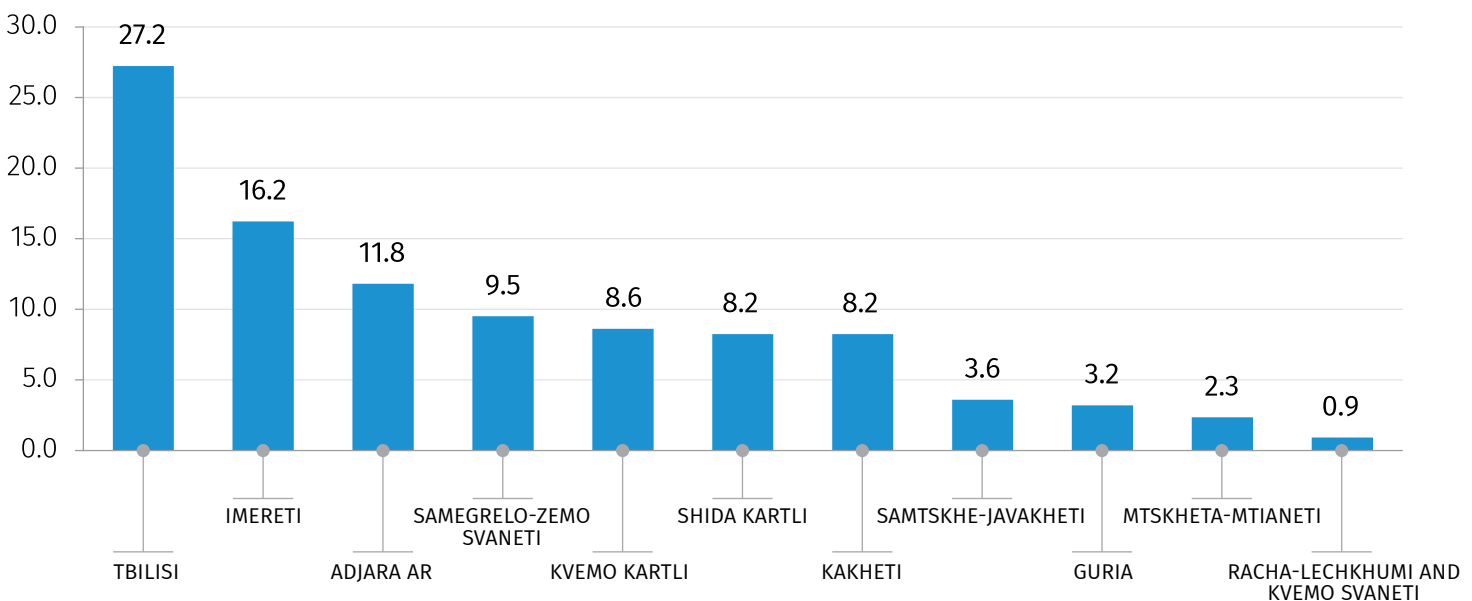
The total number of persons receiving social package made up 181.9 thousand, out of which 32.9 percent are women and 67.1 percent – men. Among the persons receiving social package 70.7 percent are persons with disabilities, 13.1 percent are war participants, 11.7 percent are survivor's persons, 4.4 percent - state compensation receivers, and 0.1 percent – others.

Considering regional distribution, 27.2 percent of persons receiving social package are from Tbilisi, 16.2 percent from Imereti, 11.8 percent from Adjara AR, 9.5 percent - Samegrelo-Zemo Svaneti and 35.2 percent from other regions.

The chart below presents the distribution of the persons receiving social package by regions in 2023.

CHART №2

DISTRIBUTION OF PERSONS RECEIVING SOCIAL PACKAGE BY REGIONS
(%)



09.02.2024

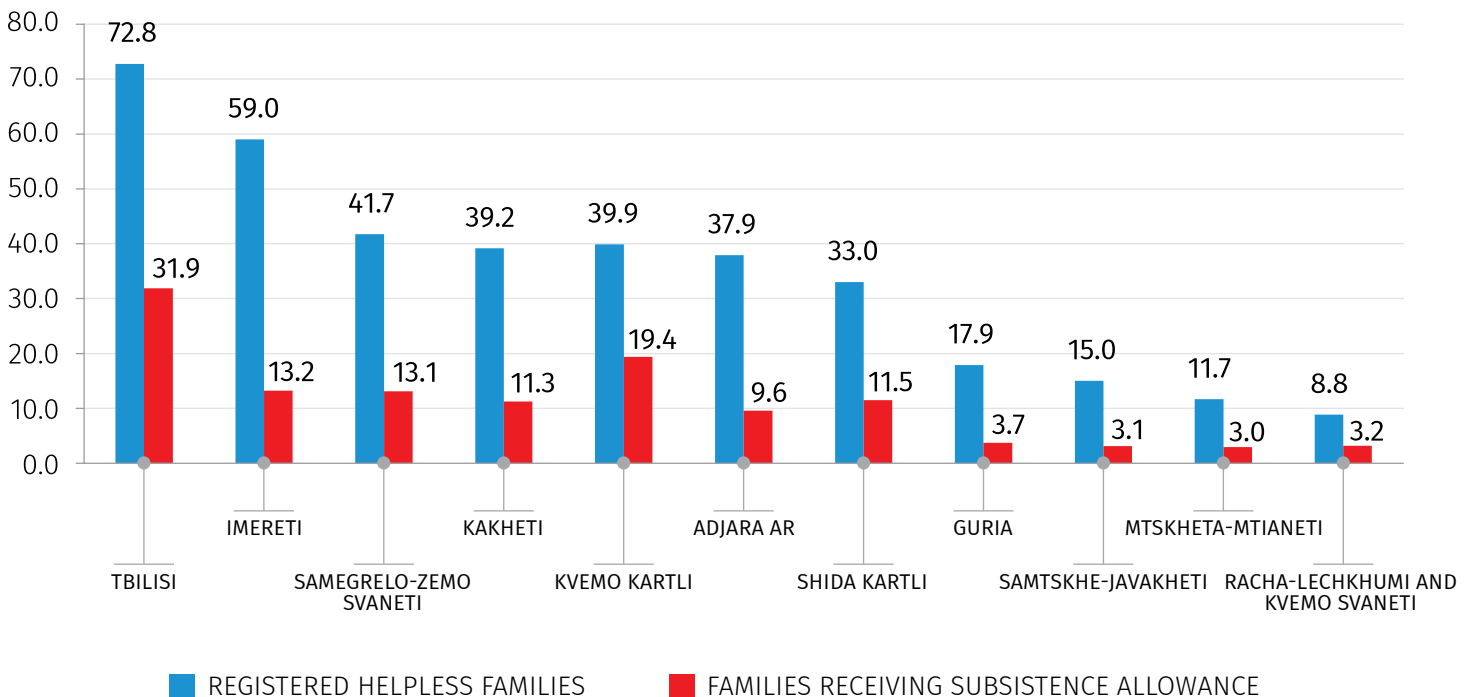
In 2023, the number of families registered in the database of social programs amounted to 377.0 thousand while the number of families receiving subsistence allowance – 122.9 thousand*.

The highest number of registered families was registered in Tbilisi - amounted to 72.8 thousands, while the number of household allowance recipients was 31.9 thousands.

The chart below presents the number of registered families and the families receiving subsistence allowance in 2023.

CHART №3

NUMBER OF FAMILIES REGISTERED AND RECEIVING SUBSISTENCE ALLOWANCE
(THSD)



*Does not include families involved in the state program for the promotion of public employment, which will be guaranteed to maintain the status of socially vulnerable for 4 years

Source: Ministry of Internally Displaced Persons from the Occupied Territories, Labour, Health and Social Affairs of Georgia.

CONTACT PERSONS:

Vasil Tsakadze, Tel.: (+995 32) 236 72 10 (600). E-mail: vtsakadze@geostat.ge

Mariam Kavelashvili, Tel.: (+995 32) 236 72 10 (020). E-mail: mkavelashvili@geostat.ge