



NATIONAL STATISTICS OFFICE OF GEORGIA

AGRICULTURE OF GEORGIA

2023 AND IV QUARTER OF 2023
(PRELIMINARY DATA ON
ANIMAL HUSBANDRY)



16.02.2024
www.geostat.ge

NATIONAL STATISTICS OFFICE OF GEORGIA

16.02.2024

AGRICULTURE OF GEORGIA 2023 AND IV QUARTER OF 2023 (PRELIMINARY DATA ON ANIMAL HUSBANDRY)

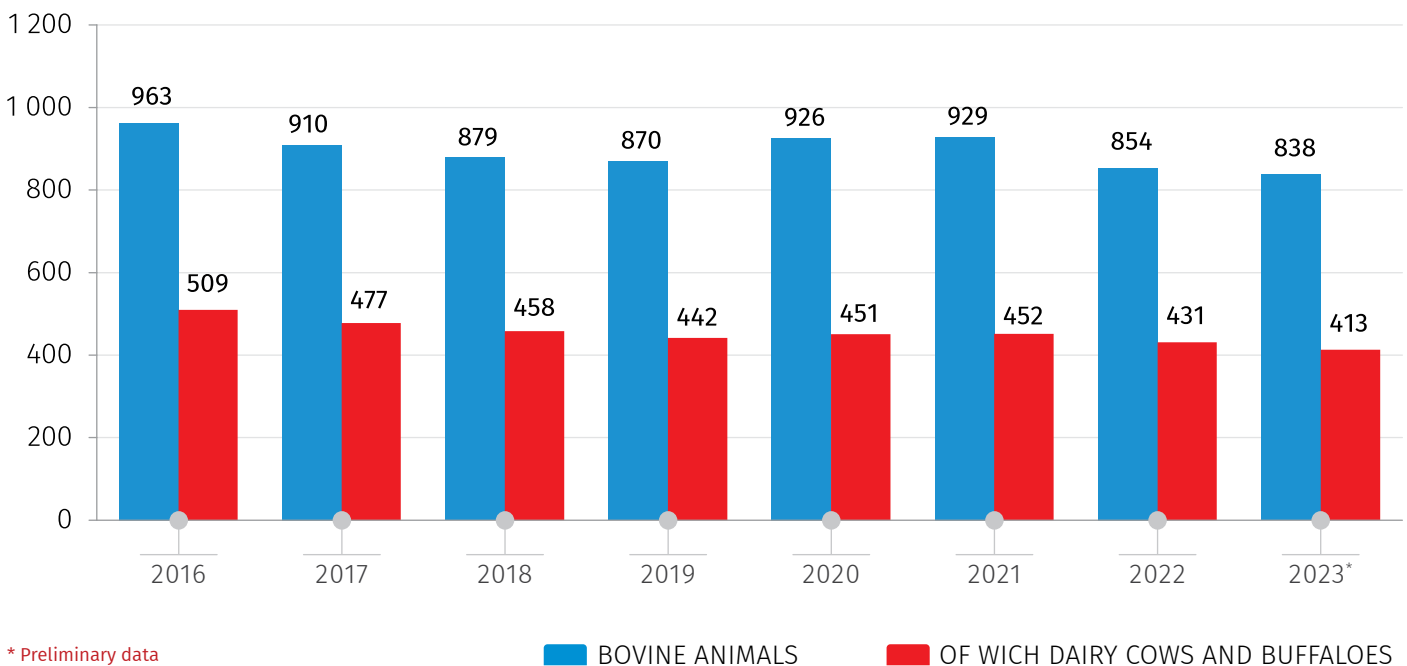
According to the preliminary data, at the end of 2023 the number of bovine animals reached 837.6 thousand heads which are 1.9 percent less compared to 2022. Among them, the total number of dairy cows and buffaloes amounted to 413.0 thousand heads which are 4.3 percent less compared to the same period of the previous year.

The number of pigs equaled 131.5 thousand heads which are 12.5 percent less than at the same period of the previous year.

The number of poultry reached 9.5 million heads which are 5.6 percent more compared to the same period of the previous year.

The charts below present the number of bovine animals, pig and poultry by the ends of 2016-2023.

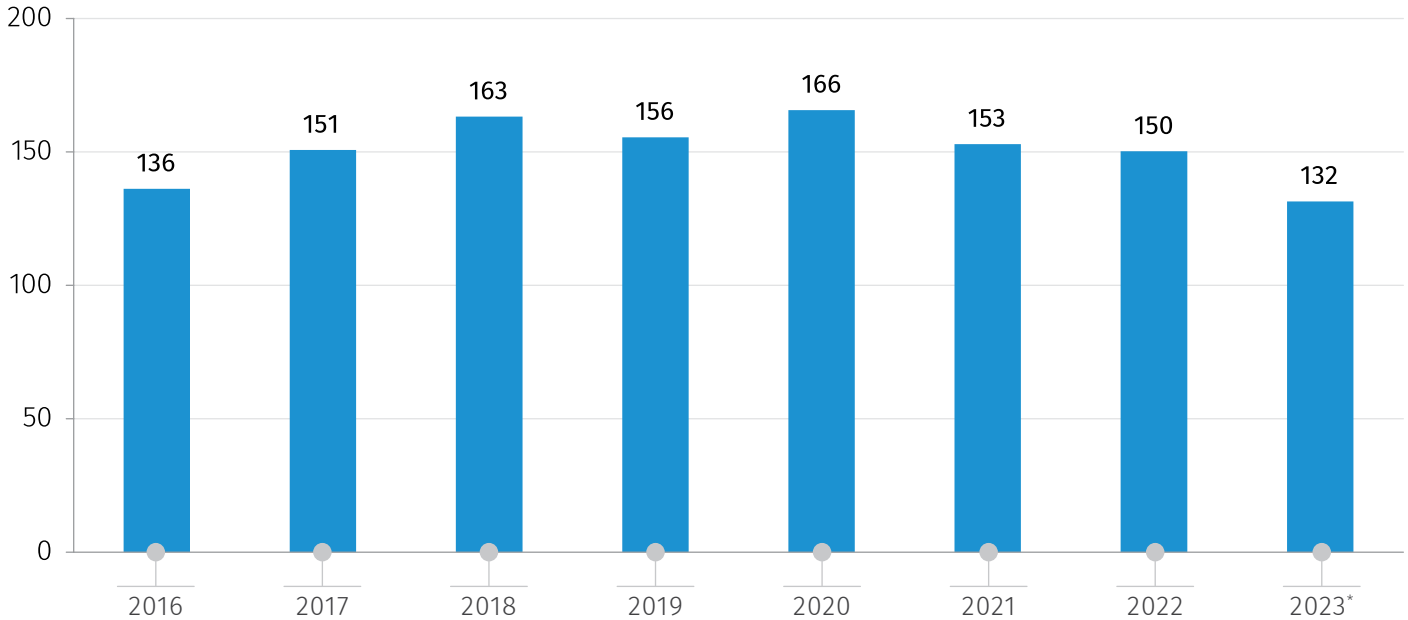
NUMBER OF BOVINE ANIMALS BY THE END OF 2016-2023 (THS. HEADS)



NATIONAL STATISTICS OFFICE OF GEORGIA

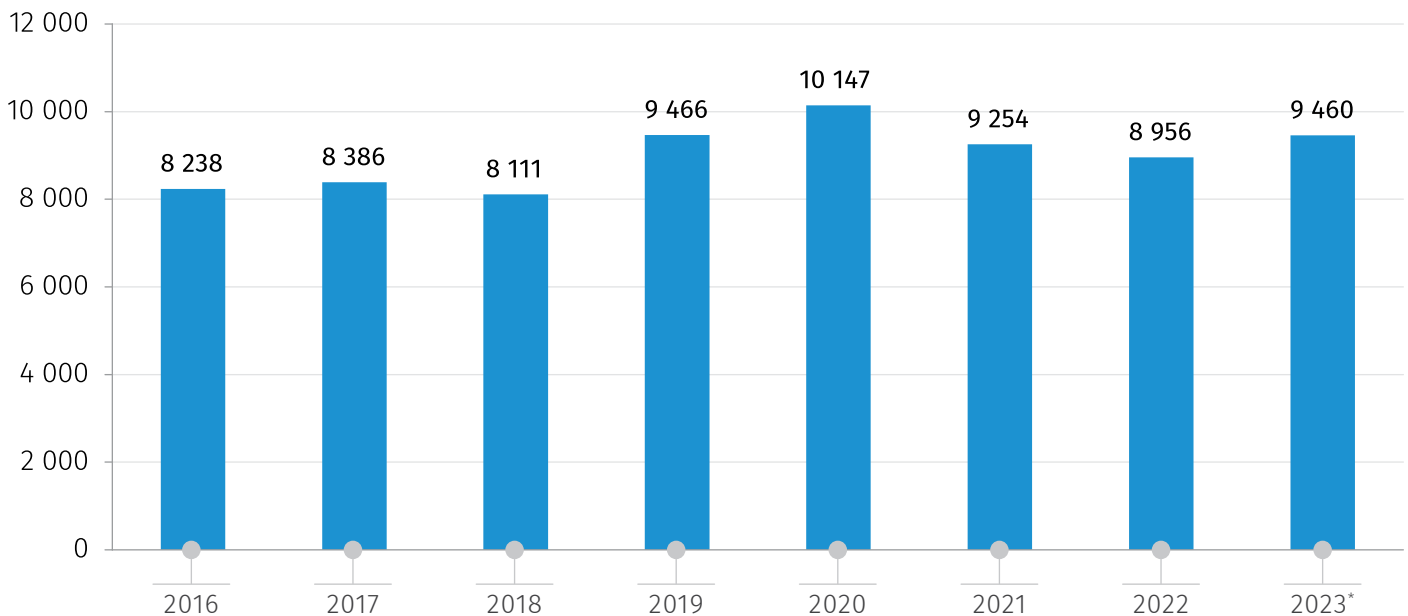
16.02.2024

NUMBER OF PIGS BY THE END OF 2016-2023
(THS. HEADS)



* Preliminary data

NUMBER OF POULTRY BY THE END OF 2016-2023
(THS. HEADS)



* Preliminary data

NATIONAL STATISTICS OFFICE OF GEORGIA

16.02.2024

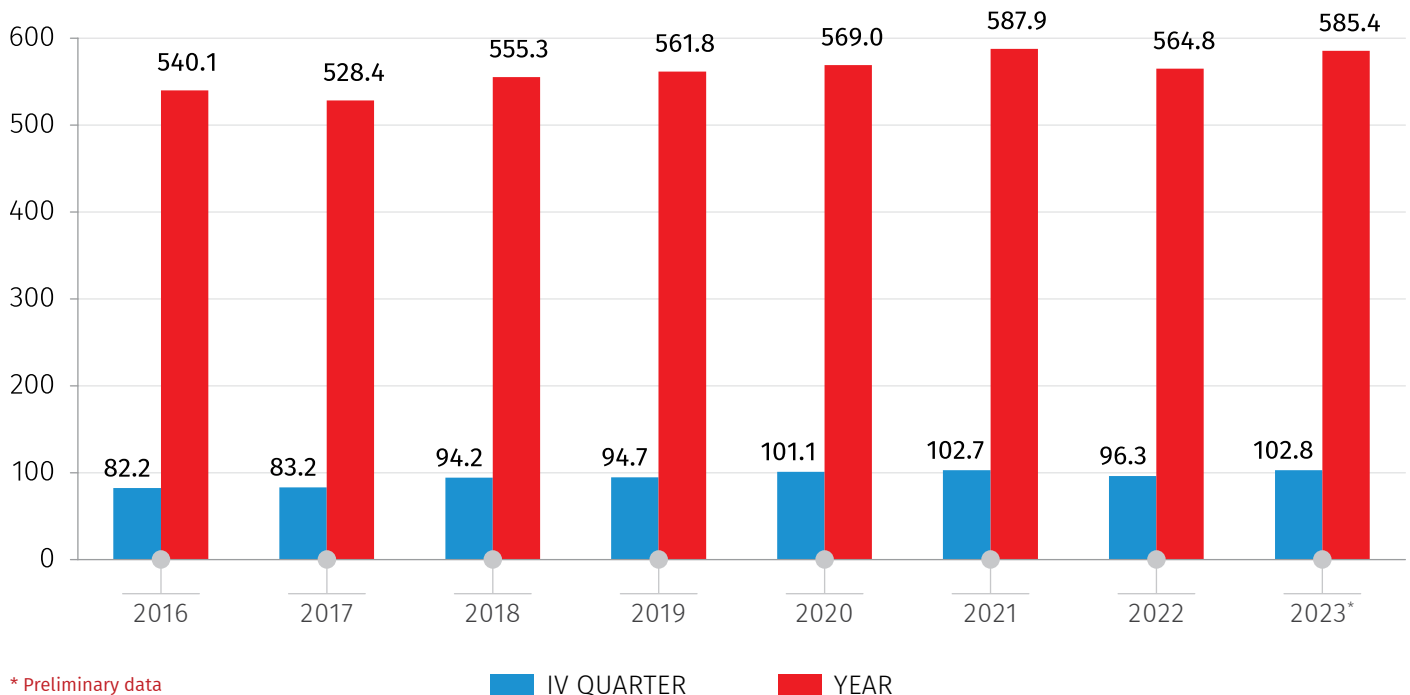
According to the preliminary data, in the 4th quarter of 2023 milk production increased by 6.8 percent compared to the same period of the previous year and it has consisted of 102.8 million litres. The annual milk production of 2023 increased by 3.6 percent compared to the results of 2022 and it amounted to 585.4 million litres.

In the 4th quarter of 2023 meat production was 3.3 percent less than in the same period of 2022 and it has consisted of 23.3 thousand tons. In 2023, the annual production of meat was 3.1 percent more than in 2022 and it amounted to 76.9 thousand tons.

In the 4th quarter of 2023 egg production amounted to 157.9 million pieces which are 0.6 percent less than in the same period of the previous year. The annual egg production of 2023 decreased by 2.6 percent compared to 2022 and it has amounted to 637.8 million pieces.

The diagrams below present the volume of animal products produced in 2016-2023.

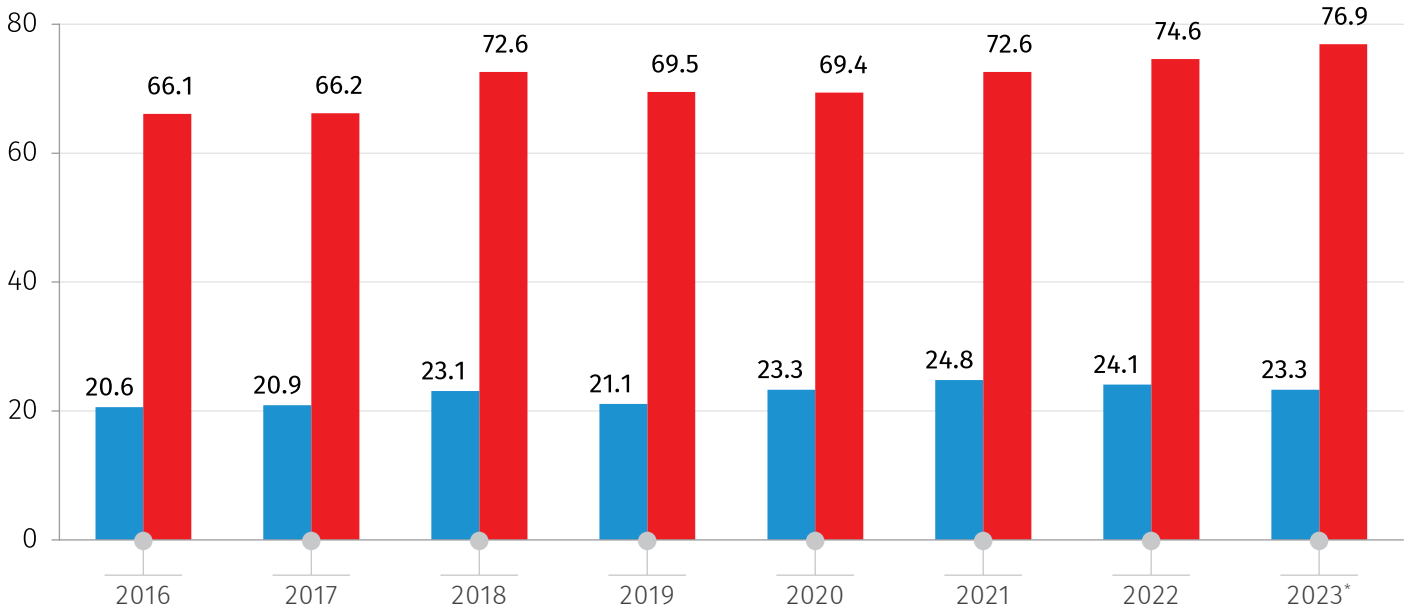
MILK PRODUCTION IN 2016-2023
(MILL. LITRES)



NATIONAL STATISTICS OFFICE OF GEORGIA

16.02.2024

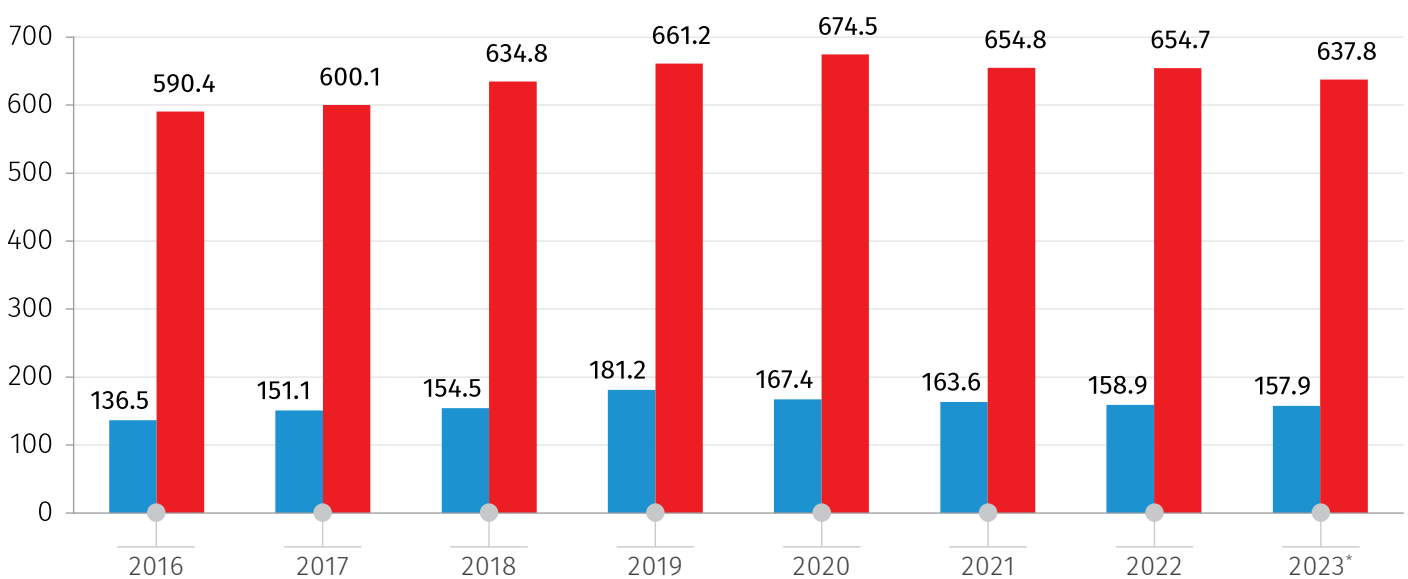
MEAT PRODUCTION IN 2016-2023 (THS. TONS)



* Preliminary data

■ IV QUARTER ■ YEAR

EGG PRODUCTION IN 2016-2023 (MILL. PIECES)



* Preliminary data

■ IV QUARTER ■ YEAR

NATIONAL STATISTICS OFFICE OF GEORGIA

16.02.2024

The following tables present data of 2022-2023 on the number of livestock and poultry and their export and import, as well as the production of livestock products in quarterly terms.

NUMBER OF LIVESTOCK AND POULTRY BY THE END OF THE QUARTER IN 2022-2023 (THS. HEADS)

	2022				2023*			
	I Q	II Q	III Q	IV Q	I Q	II Q	III Q	IV Q
Bovine animals	1 009.2	985.0	922.8	853.7	929.8	929.7	864.5	837.6
Of which dairy cows and buffaloes	455.7	455.7	445.0	431.4	448.2	446.5	428.2	413.0
Pigs	177.7	205.3	211.9	150.2	159.5	161.8	168.0	131.5
Poultry	8 962.1	10 841.1	9 819.4	8 955.8	9 209.5	10 904.0	11 059.5	9 459.8

* Preliminary data

EXPORT OF LIVESTOCK AND POULTRY IN 2022-2023 (THS. HEADS)

	2022					2023*				
	I Q	II Q	III Q	IV Q	YEAR	I Q	II Q	III Q	IV Q	YEAR
Bovine animals	18.4	25.6	48.7	38.9	131.6	19.6	44.8	61.8	47.3	173.4
Pigs	0.4	0.3	1.8	1.0	3.5	0.1	0.1	-	-	0.2
Poultry	1 930.7	3 358.9	3 441.3	4 873.3	13 604.1	3 472.7	3 937.7	3 226.9	4 687.2	15 324.6

* Preliminary data

NATIONAL STATISTICS OFFICE OF GEORGIA

16.02.2024

IMPORT OF LIVESTOCK AND POULTRY IN 2022-2023

(THS. HEADS)

	2022					2023*				
	I Q	II Q	III Q	IV Q	YEAR	I Q	II Q	III Q	IV Q	YEAR
Bovine animals	0.3	1.1	0.2	0.5	2.0	0.9	3.5	9.9	27.2	41.4
Pigs	18.8	23.3	26.3	34.3	102.7	28.3	36.0	44.9	48.2	157.5
Poultry	1 733.8	1 219.8	2 111.2	2 069.9	7 134.7	2 431.5	2 455.3	2 151.5	2 502.1	9 540.4

* Preliminary data

PRODUCTION OF LIVESTOCK PRODUCTS IN 2022-2023

	2022					2023*				
	I Q	II Q	III Q	IV Q	YEAR	I Q	II Q	III Q	IV Q	YEAR
Meat (ths. tons)	16.8	18.9	14.9	24.1	74.6	18.1	17.3	18.2	23.3	76.9
Milk (mill. litres)	110.4	195.1	163.0	96.3	564.8	105.7	206.0	170.9	102.8	585.4
Eggs (mill. pieces)	164.9	170.4	160.5	158.9	654.7	169.9	161.4	148.6	157.9	637.8

* Preliminary data

Source: National Statistics Office of Georgia.

Note: In some cases, the discrepancy between the totals and the sum can be explained by using rounded data.

Explanation of symbols:

- Magnitude nil.

Final data of 2023 will be available on June 14, 2024.

CONTACT PERSONS:

George Sanadze, Tel: (+995 32) 236 72 10 (500), E-mail: gsanadze@geostat.ge

Mariam Kavelashvili, Tel: (+995 32) 236 72 10 (020), E-mail: mkavelashvili@geostat.ge