

NATIONAL STATISTICS OFFICE OF GEORGIA

AIR TRANSPORT STATISTICS OF GEORGIA

2023

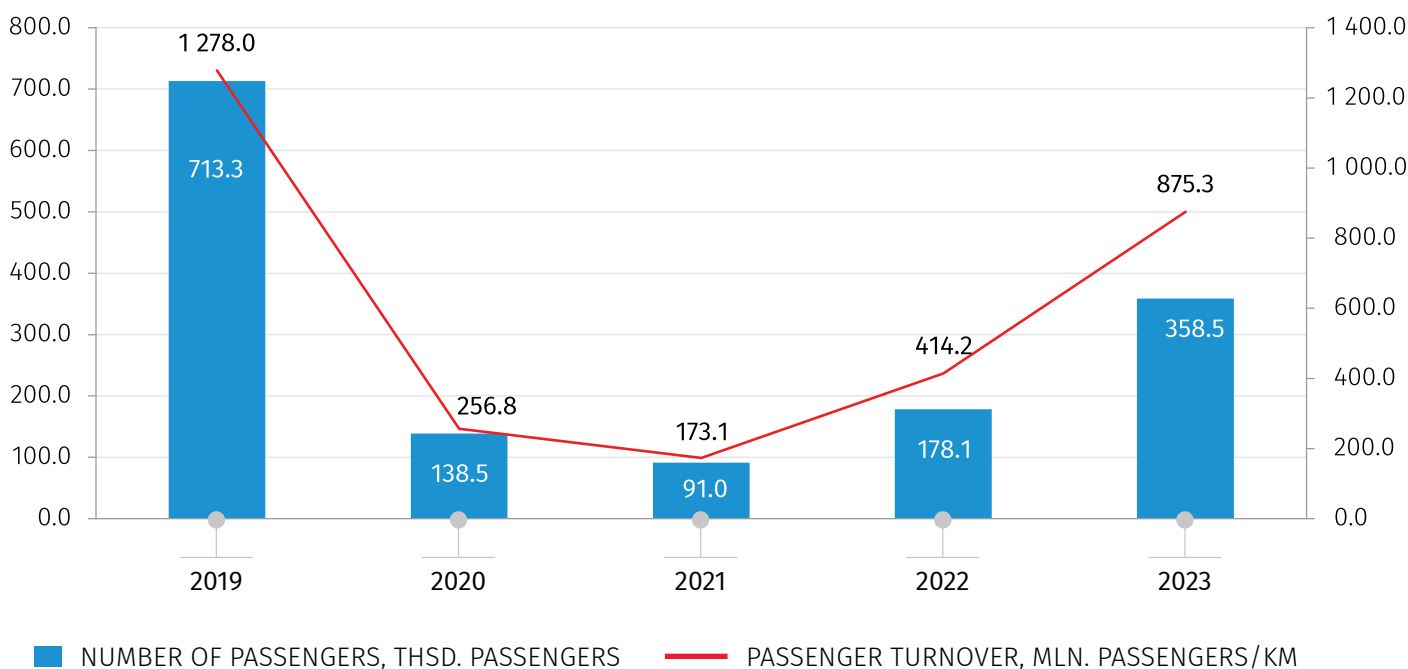


01.03.2024

MAIN INDICATORS OF AIR TRANSPORT (2023)

In 2023, airway companies of Georgia transported 358.5 thousand passengers and the passenger turnover amounted to 875.3 million passenger-kilometers. In the same period, compared to 2022, the number of passengers increased 2.0 times and the passenger turnover value increased 2.1 times.

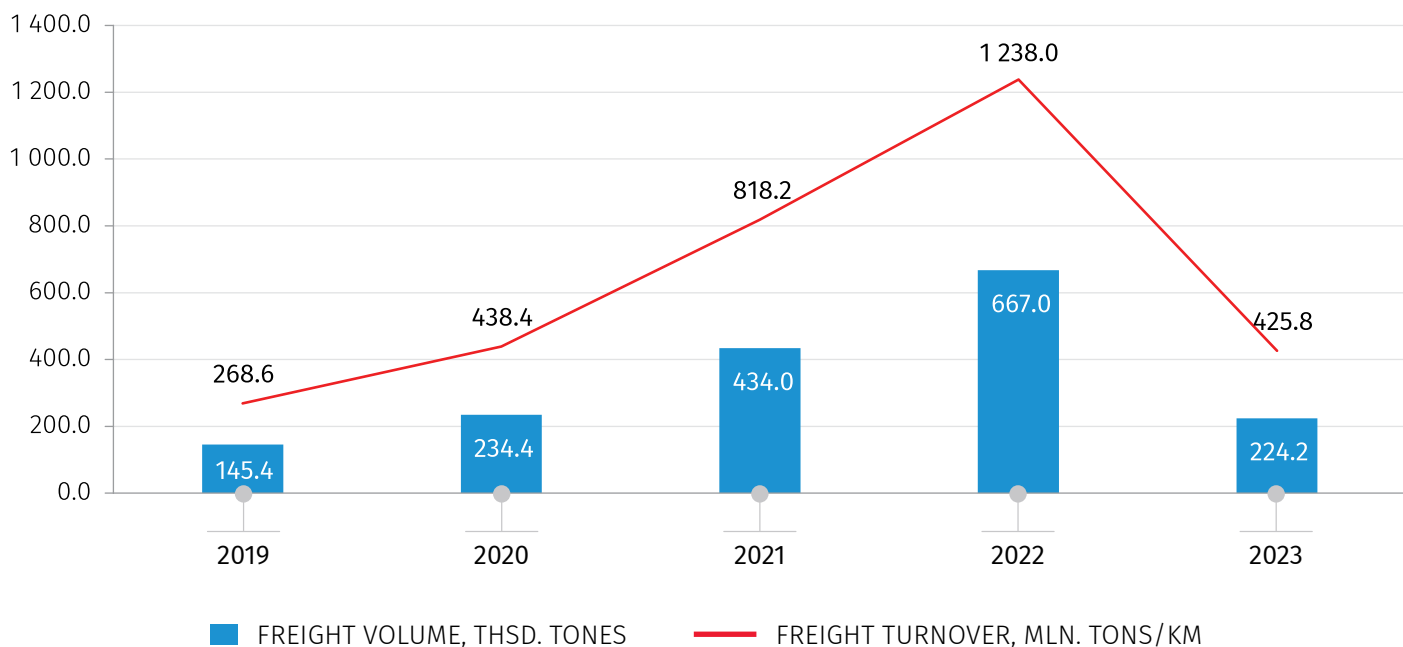
NUMBER OF PASSENGERS AND PASSENGER TURNOVER



In 2023, airway companies of Georgia transported 224.2 thousand tons of freight and the freight turnover amounted to 425.8 million ton-kilometer. In the same period, compared to 2022, the freight volume (66.4 percent) and the freight turnover (65.6 percent) decreased.

01.03.2024

FREIGHT VOLUME AND FREIGHT TURNOVER



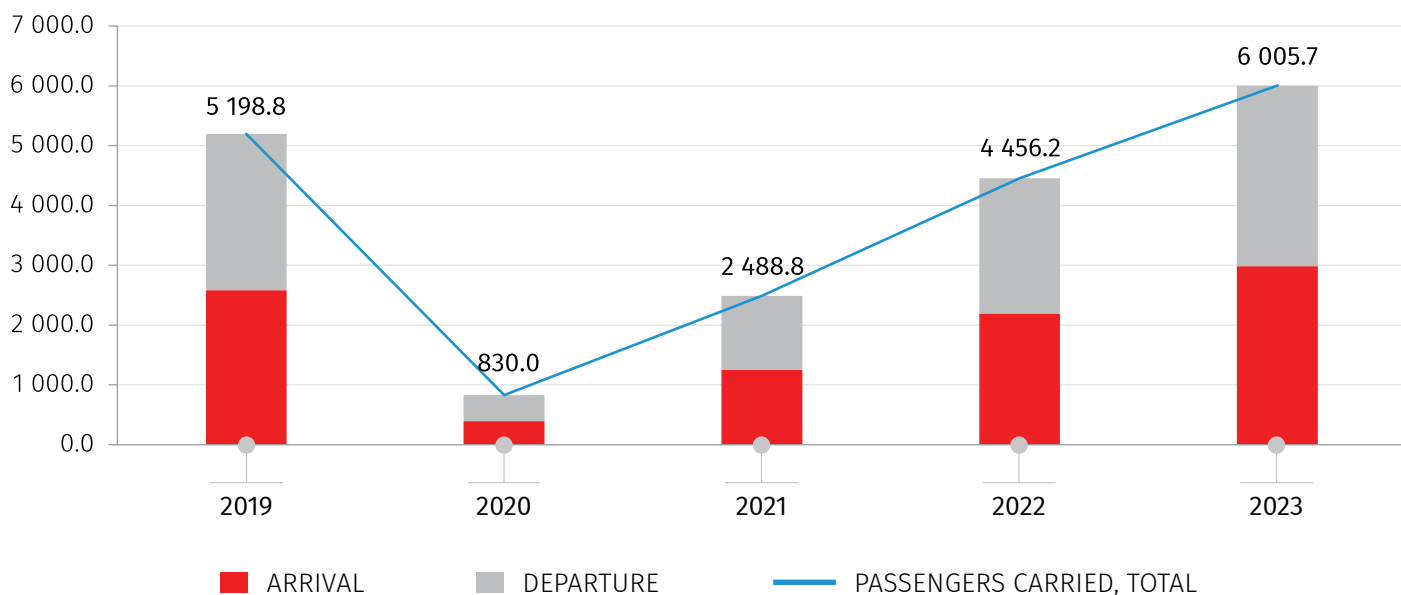
In 2023, the number of passengers carried in the airports of Georgia increased by 34.8 percents compared to the previous year and amounted to 6 005.7 thousand persons¹ – 2 987.4 thousand passengers (36.0 percent more) arrived to and 3 018.3 thousand passengers (33.5 percent more) departed from the airports of Georgia.

¹Source: LEPL Georgian Civil Aviation Agency

NATIONAL STATISTICS OFFICE OF GEORGIA

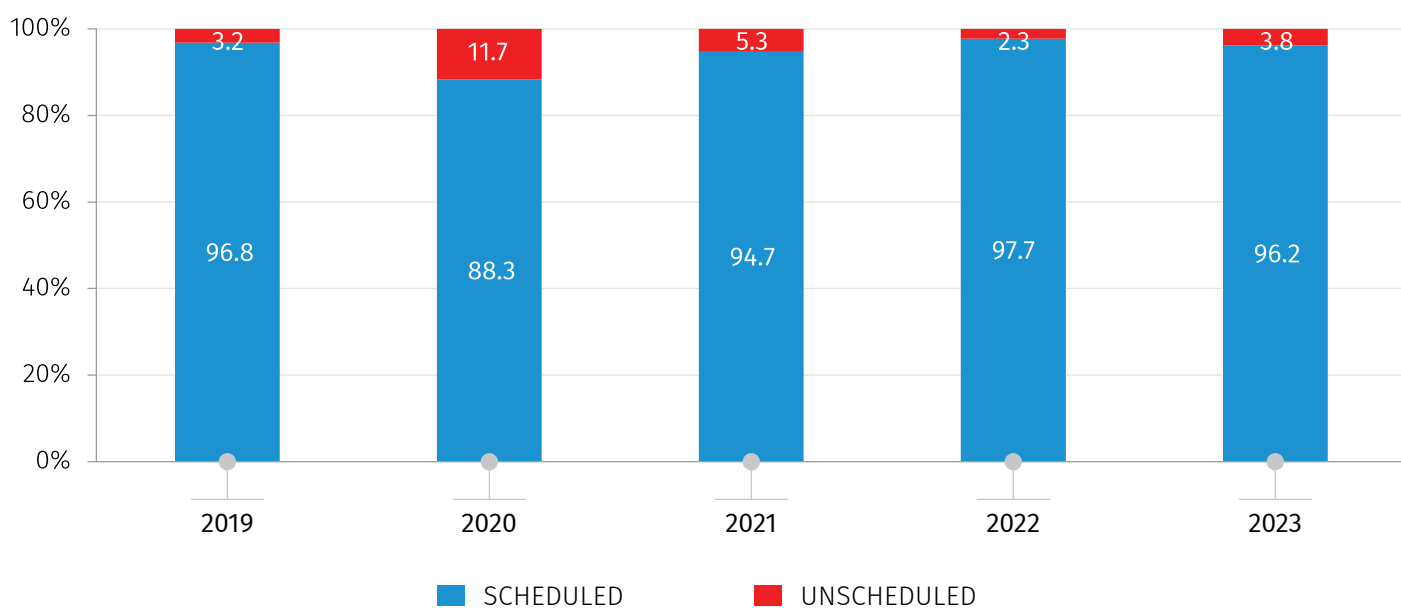
01.03.2024

PASSENGERS CARRIED IN AIRPORT OF GEORGIA, (THOUSAND PERSONS)



In 2023, scheduled flights carried 96.2 percent of passengers in airports of Georgia.

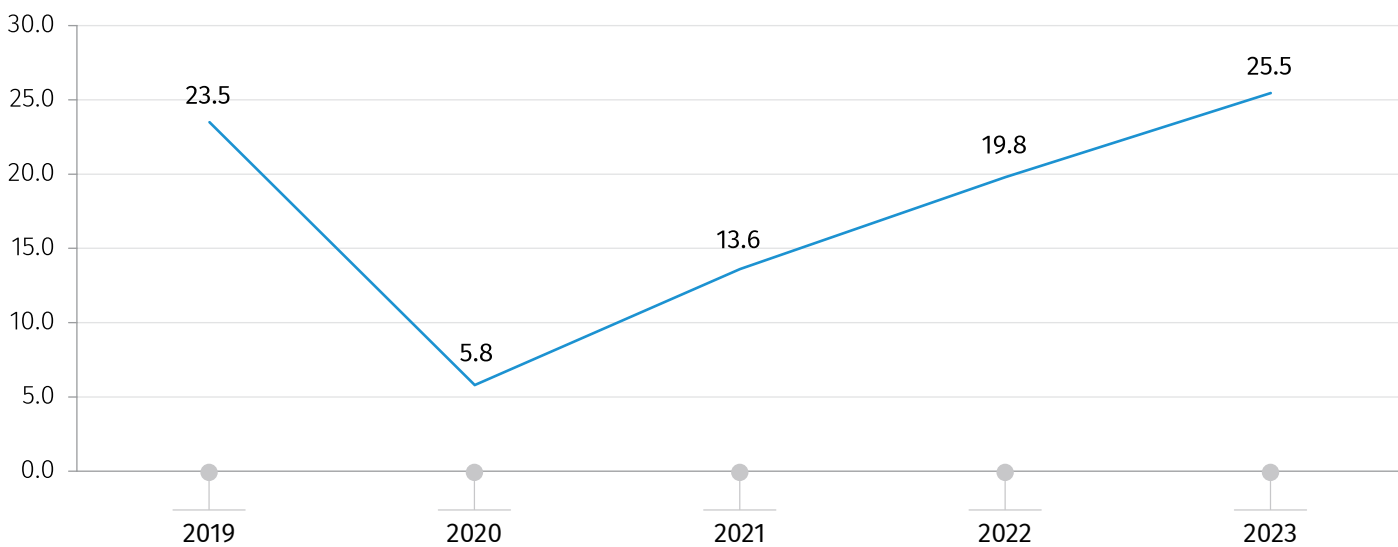
PERCENTAGE DISTRIBUTION OF PASSENGER BY FLIGHT CATEGORY, (%)



01.03.2024

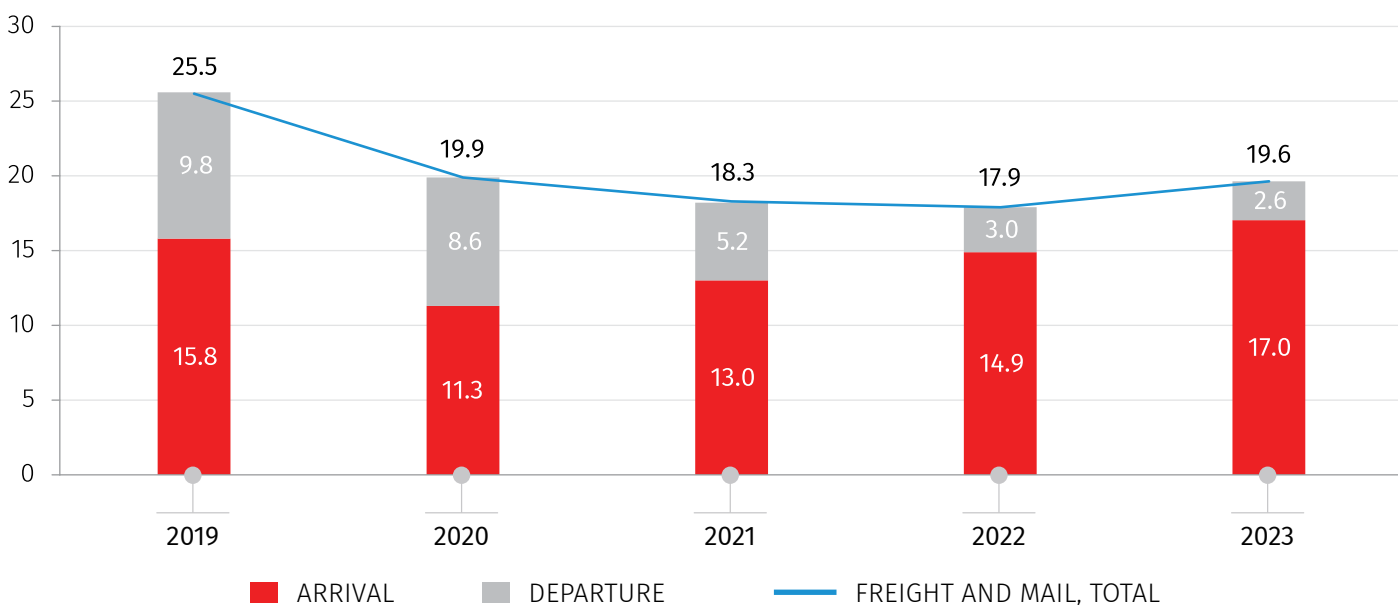
In 2023 the number of passenger flights from Georgian airports increased by 28.6 percent compared to the previous year and amounted to 25.5 thousands.

**NUMBER OF PASSENGER FLIGHTS,
(THOUSAND)**



In 2023, in airports of Georgia volume of carried freight and mail amounted to 19.6 thousand tons, out of which 86.7 percent was arrived freight and 13.3 percent was departed freight.

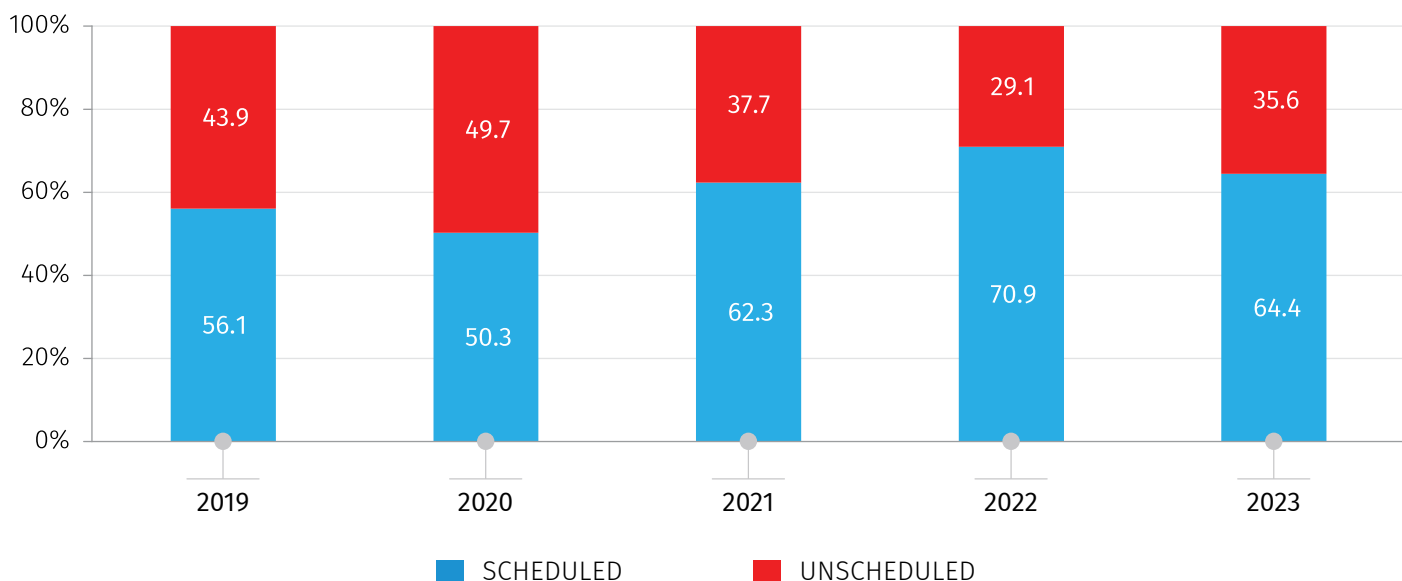
**FREIGHT AND MAIL CARRIED IN AIRPORTS OF GEORGIA,
(THOUSAND TONS)**



01.03.2024

The chart below shows the distribution of freight and mail volume carried in Georgian airports by flight categories.

**PERCENTAGE DISTRIBUTION OF FREIGHT VOLUME BY FLIGHT CATEGORY,
(%)**



In 2023, 1.1 thousand freight flights were carried out in the airports of Georgia, which is 32.2 percent less than the same figure of 2022.

In 2023, 60 aircraft (11.1 percent more than in the previous year) were registered in the Georgian civil aircraft register out of which 80.0 percent were passenger aircrafts and 20.0 percent were cargo aircraft. 79.2 percent of passenger aircraft had fewer than 50 seats, 6.2 percent had between 51 and 150 seats, and 14.6 percent had between 151 and 250 seats.

In 2023 Georgian airports were equipped with six runways, 56 check-in points, 25 passenger gates and 1.4 thousand parking places for private cars.

CONTACT PERSONS:

Daviti Zhorzholiani, Tel.: (+995 32) 236 72 10 (601), E-mail: dzhorzholiani@geostat.ge

Mariam Kavelashvili, Tel.: (+995 32) 236 72 10 (020), E-mail: mkavelashvili@geostat.ge