

NATIONAL STATISTICS OFFICE OF GEORGIA

PRODUCER PRICE INDEX FOR INDUSTRIAL PRODUCTS IN GEORGIA

2024 FEBRUARY



20.03.2024

PRODUCER PRICE INDEX FOR INDUSTRIAL PRODUCTS IN GEORGIA

FEBRUARY 2024

In February 2024, the Producer Price Index for Industrial Products increased by 1.4 percent compared to the previous month, while compared to February 2023 the index increase amounted to 2.0 percent.

The prices for **products from mining and quarrying** decreased by 1.0 percent **compared to January 2024**, resulting in a -0.05 percentage point contribution to the overall monthly PPI change. In the same period the prices for **manufactured products** increased by 1.6 percent, contributing 1.29 percentage points to the monthly index change. Within the group a noteworthy price increase was registered for food products (2.0 percent) and for basic metals (6.3 percent). Besides, the prices increased for **electricity, gas, steam and air conditioning** by 1.1 percent, contributing -0.13 percentage points to the monthly index change.

The **annual PPI** rate was mainly affected by price changes for the following products:

- **Products from mining and quarrying:** the prices were 0.3 percent higher, contributing 0.05 percentage points to the overall annual index change. Within the group the prices were higher for the subgroup of other mining and quarrying products (4.9 percent);
- **Manufactured products:** the prices increased by 1.3 percent, contributing 1.04 percentage points to the overall annual index increase. There was a notable increase in the prices for the following subgroups: food products (5.2 percent) and beverages (6.6 percent);
- **Electricity, gas, steam and air conditioning:** the annual price increase amounted to 7.8 percent, which contributed 0.86 percentage points to the annual index change;
- **Water supply, sewerage, waste management and remediation services:** the annual price increase amounted to 4.4 percent, which contributed 0.09 percentage points to the annual index change.

NATIONAL STATISTICS OFFICE OF GEORGIA

20.03.2024

The following table presents the Producer Price Index (compared to the previous month and the corresponding month of the previous year) and the relevant contributions of the products to the changes in the overall index:

PRODUCER PRICE INDEX FOR INDUSTRIAL PRODUCTS IN GEORGIA FEBRUARY 2024

CODE	GROUPS	OVER JANUARY 2024	CONTRIBUTIONS* TO MONTHLY CHANGES	OVER FEBRUARY 2023	CONTRIBUTIONS* TO ANNUAL CHANGES
	TOTAL	101.4	1.37	102.0	2.04
B	Mining and quarrying	99.0	-0.05	100.3	0.05
05	Coal and lignite	99.2	0.00	101.5	0.00
06	Crude petroleum and natural gas	98.3	0.00	90.0	-0.01
07	Metal ores	98.7	-0.05	99.3	0.01
08	Other mining and quarrying products	100.2	0.00	104.9	0.05
C	Manufactured products	101.6	1.29	101.3	1.04
10	Food products	102.0	0.51	105.2	1.29
11	Beverages	100.3	0.04	106.6	1.14
12	Tobacco products	100.0	0.00	100.0	0.00
13	Textiles	102.7	0.01	87.2	-0.05
14	Wearing apparel	99.9	0.00	123.5	0.55
15	Leather and related products	100.0	0.00	109.0	0.04
16	Wood and of products of wood and cork, except furniture; articles of straw and plaiting materials	99.5	0.00	99.7	0.00
17	Paper and paper products	99.6	0.00	91.8	-0.07
18	Printing and recording services	102.6	0.02	107.9	0.06
19	Coke and refined petroleum products	98.0	-0.01	105.4	0.03
20	Chemicals and chemical products	98.2	-0.08	81.7	-0.81
21	Basic pharmaceutical products and pharmaceutical preparations	99.5	-0.01	105.2	0.08
22	Rubber and plastic products	100.6	0.01	101.2	0.02
23	Other non-metallic mineral products	101.2	0.09	107.1	0.54
24	Basic metals	106.3	0.73	85.3	-1.64

* Individual contributions may not sum up to the total changes in the index due to rounding.

NATIONAL STATISTICS OFFICE OF GEORGIA

20.03.2024

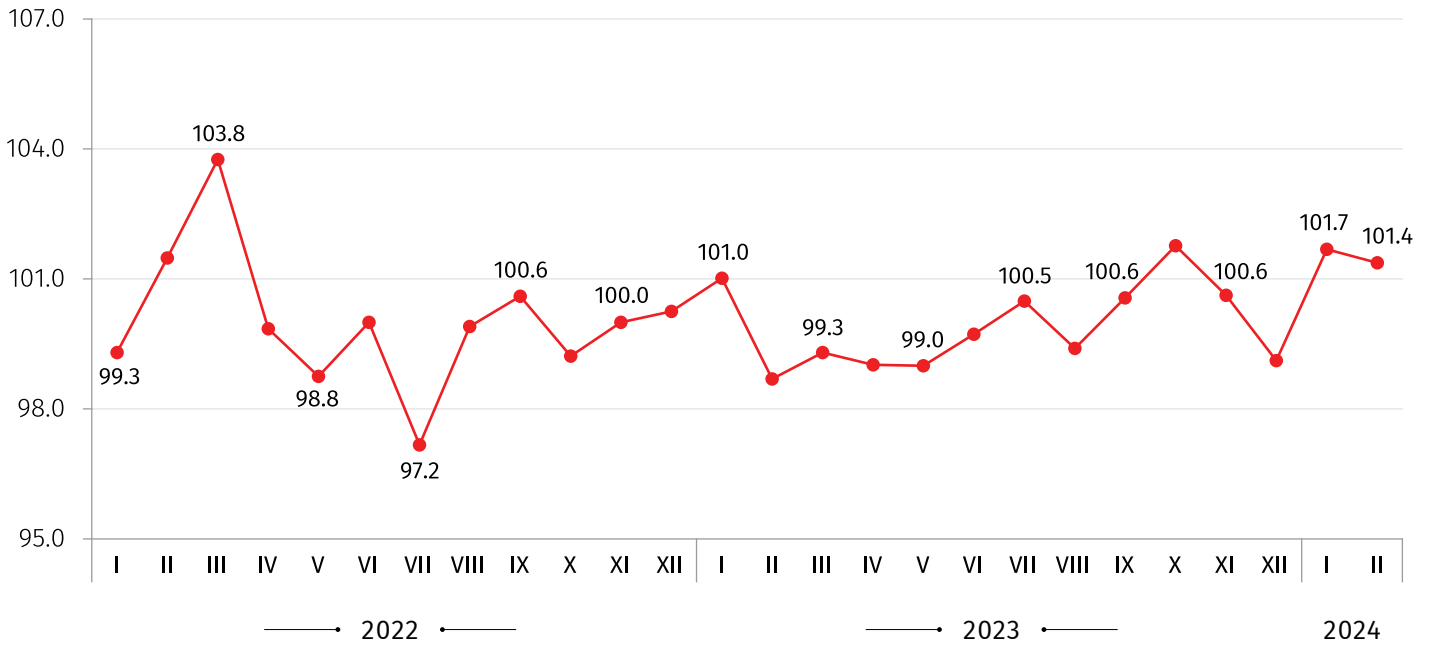
CODE	GROUPS	OVER JANUARY 2024	CONTRIBUTIONS* TO MONTHLY CHANGES	OVER FEBRUARY 2023	CONTRIBUTIONS* TO ANNUAL CHANGES
25	Fabricated metal products, except machinery and equipment	98.9	-0.03	94.1	-0.15
27	Electrical equipment	98.2	-0.01	93.6	-0.04
28	Machinery and equipment n.e.c.	108.8	0.01	103.0	0.00
30	Other transport equipment	108.0	0.03	110.5	0.03
31	Furniture	99.9	0.00	98.2	-0.02
32	Other manufactured goods	99.2	0.00	103.9	0.01
33	Repair and installation services of machinery and equipment	100.1	0.00	101.7	0.01
D	Electricity, gas, steam and air conditioning	101.1	0.13	107.8	0.86
35	Electricity, gas, steam and air conditioning	101.1	0.13	107.8	0.86
E	Water supply, sewerage, waste management and remediation services	100.1	0.00	104.4	0.09
36	Natural water, water treatment and supply services	100.0	0.00	111.8	0.17
38	Waste collection, treatment and disposal services; materials recovery services	100.3	0.00	92.2	-0.08

* Individual contributions may not sum up to the total changes in the index due to rounding.

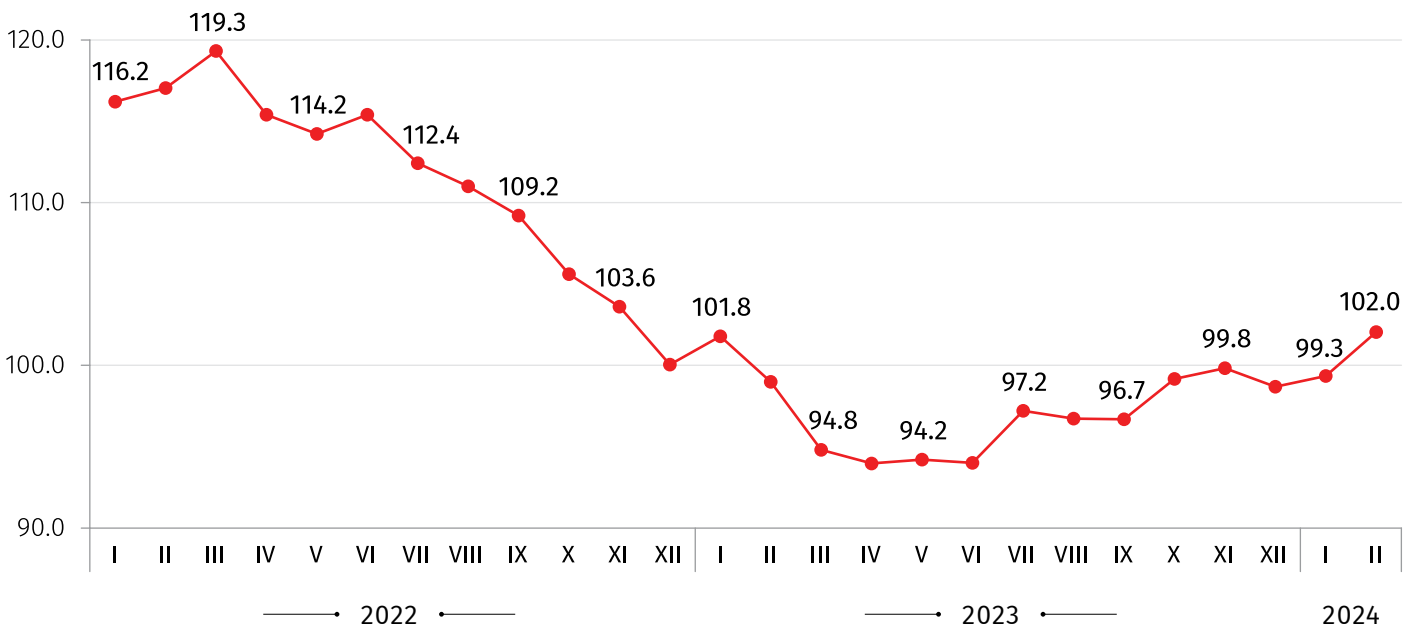
NATIONAL STATISTICS OFFICE OF GEORGIA

20.03.2024

PRODUCER PRICE INDEX FOR INDUSTRIAL PRODUCTS (PREVIOUS MONTH=100)



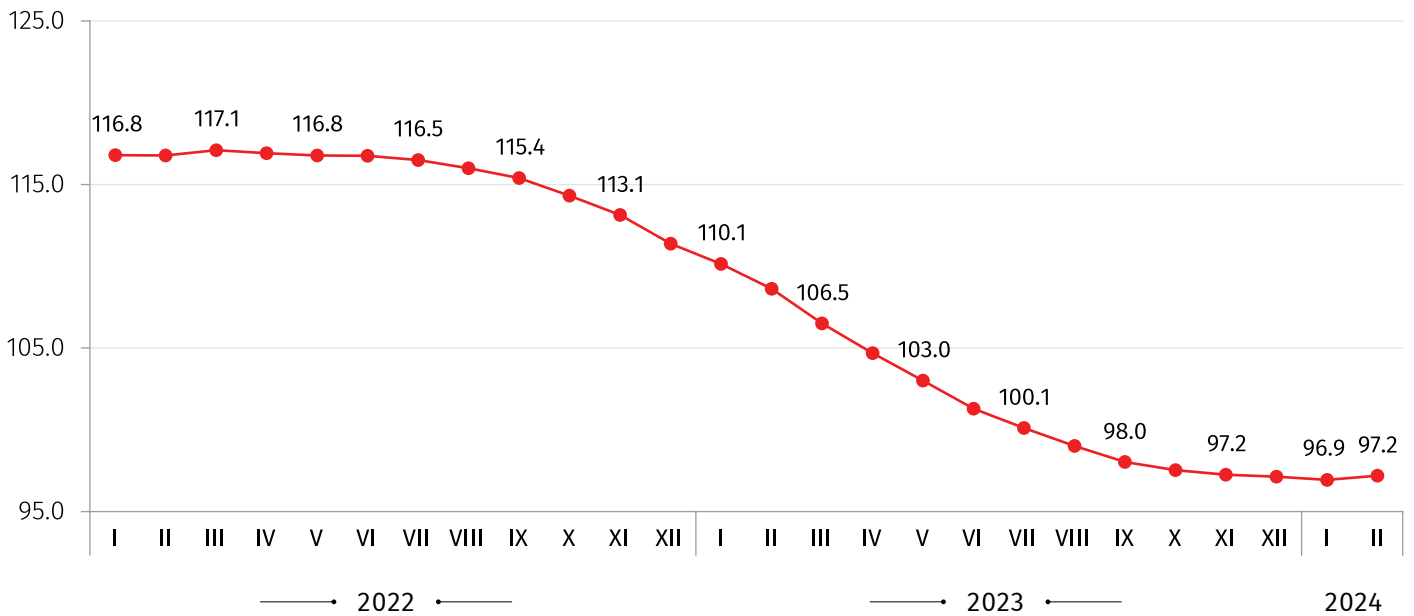
PRODUCER PRICE INDEX FOR INDUSTRIAL PRODUCTS (THE SAME MONTH OF THE PREVIOUS YEAR =100)



NATIONAL STATISTICS OFFICE OF GEORGIA

20.03.2024

PRODUCER PRICE INDEX FOR INDUSTRIAL PRODUCTS (12 MONTH AVERAGE OVER THE PREVIOUS 12 MONTH AVERAGE)



CONTACT PERSON:

Giorgi Tetrauli, Tel: (+995 32) 236 72 10 (400). E-mail: gtetrauli@geostat.ge

Mariam Kavelashvili. Tel: (+995 32) 236 72 10 (020). E-mail: mkavelashvili@geostat.ge