



NATIONAL STATISTICS OFFICE OF GEORGIA

SUMMARY OF VITAL STATISTICS IN GEORGIA

2023



28.03.2024
www.geostat.ge

NATIONAL STATISTICS OFFICE OF GEORGIA

28.03.2024

SUMMARY OF VITAL STATISTICS

(BIRTHS, DEATHS, MARRIAGES, DIVORCES, 2023)¹

BIRTHS

The number of live births equaled 40 214 in 2023 (21 010 boys and 19 204 girls), registering a 5.0 percent decrease from the previous year.

TABLE №1

NUMBER OF LIVE BIRTHS BY SEX

YEAR	BOTH SEXES	MALES	FEMALES	SEX RATIO AT BIRTH
2022	42 319	21 897	20 422	107.2
2023	40 214	21 010	19 204	109.4

In 2023, the largest number of live births was recorded in Tbilisi (13 697) while the smallest – in Racha-Lechkhumi and Kvemo Svaneti Region (226).

TABLE №2

NUMBER OF LIVE BIRTHS BY REGIONS

REGION	2022	2023
GEORGIA	42 319	40 214
Tbilisi	14 202	13 697
Adjara A.R.	5 267	5 046
Guria	917	885
Imereti	5 215	4 837
Kakheti	3 377	3 103
Mtskheta-Mtianeti	788	845
Racha-Lechkhumi and Kvemo Svaneti	246	226
Samegrelo-Zemo Svaneti	2 836	2 608
Samtskhe-Javakheti	1 687	1 585
Kvemo Kartli	5 074	4 878
Shida Kartli	2 710	2 504

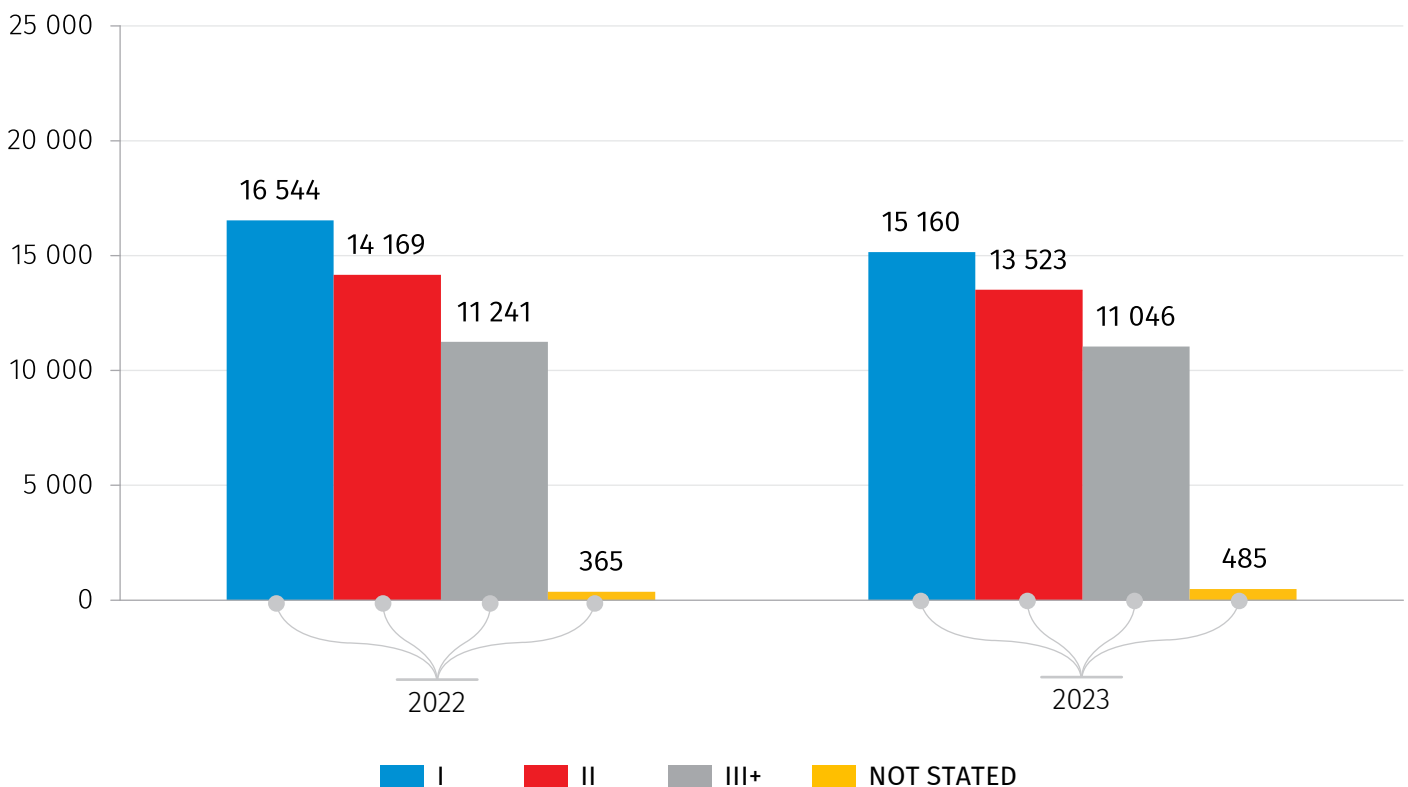
¹ Not including occupied territories

28.03.2024

Compared to 2022, in 2023 the share of the first order births in total live births decreased from 39.1 percent to 37.7 percent. The share of the second child remained almost unchanged and equaled 33.6, while the share of the third and next order births increased from 26.6 percent to 27.5 percent.

CHART №1

NUMBER OF LIVE BIRTHS BY ORDER

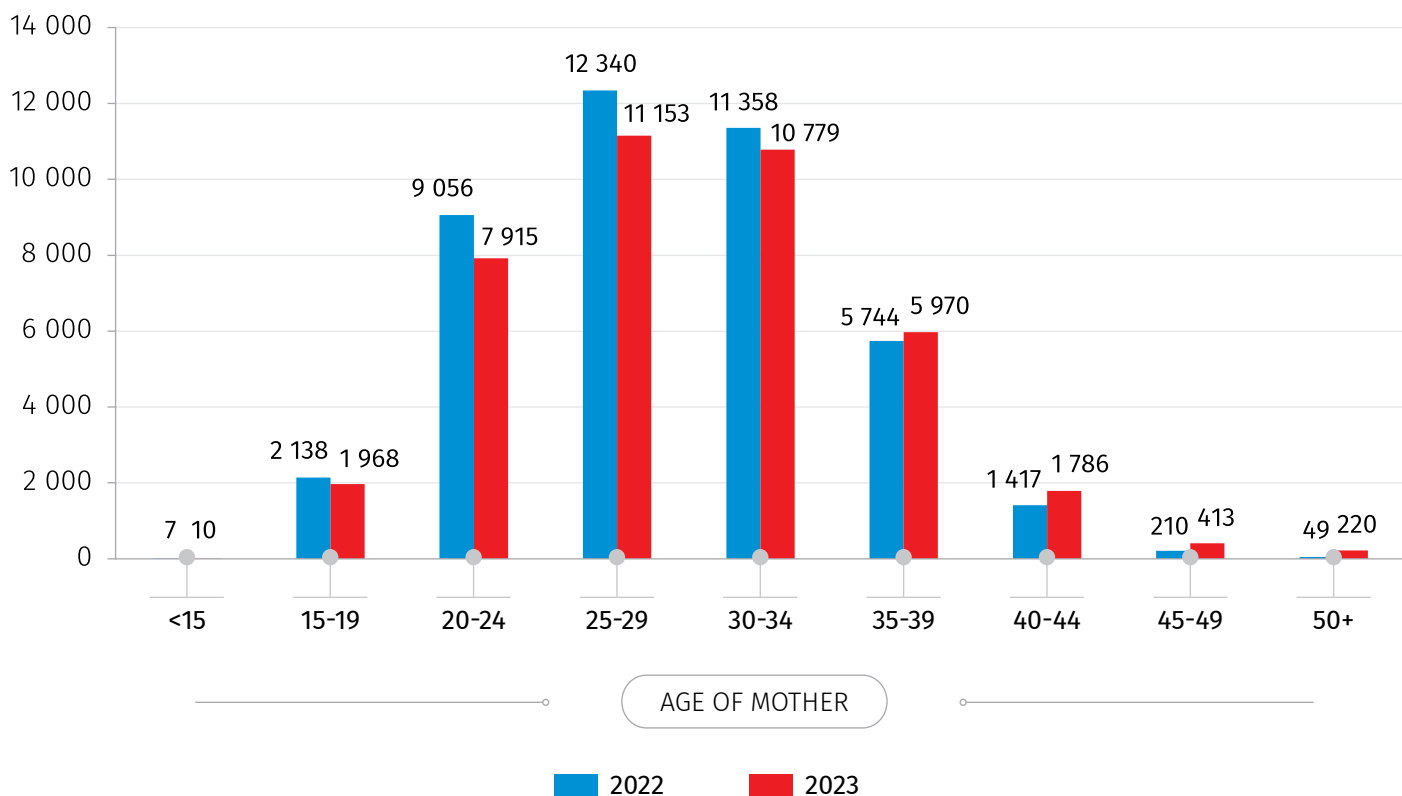


Compared to 2022, in 2023 the share of live births decreased for women aged 25-39 from 69.6 percent to 69.4 percent and for women aged less than 25 (from 26.5 percent to 24.6 percent), while increasing for women aged 40 years and older (from 4.0 percent to 6.0 percent).

28.03.2024

CHART №2

NUMBER OF LIVE BIRTHS BY AGE OF MOTHER



The mean age of mothers at first birth in 2023 equaled 26.7 years.

NATIONAL STATISTICS OFFICE OF GEORGIA

28.03.2024

DEATHS²

In 2023, the number of deaths decreased by 13.0 percent in annual terms and totaled 42 756 persons. The largest number of deaths was recorded in Tbilisi (12 229) while the smallest – in Racha-Lechkhumi and Kvemo Svaneti Region (580).

TABLE №3

NUMBER OF DEATHS BY REGIONS

REGION	2022	2023
GEORGIA	49 118	42 756
Tbilisi	14 123	12 229
Adjara A.R.	3 811	3 286
Guria	1 702	1 463
Imereti	8 202	7 008
Kakheti	4 408	3 960
Mtskheta-Mtianeti	1 401	1 200
Racha-Lechkhumi and Kvemo Svaneti	715	580
Samegrelo-Zemo Svaneti	4 873	4 119
Samtskhe-Javakheti	1 932	1 740
Kvemo Kartli	4 528	4 159
Shida Kartli	3 423	3 012

² According to the Statistical Work Programme 2024, number of Deaths by Causes (2023) will be published by the end of June, 2024.

28.03.2024

According to the 2023 data, infant mortality rate (per 1 000 live births) equaled 8.2 ‰.

The under-5 mortality rate (per 1 000 live births) in 2023 totaled 9.5‰.

TABLE №4

**CHILD MORTALITY RATES (PER 1 000 LIVE BIRTHS)
BY SEX**

	CHILD MORTALITY RATE		UNDER-5 MORTALITY RATE	
	2022	2023	2022	2023
BOTH SEXES	7.6	8.2	9.2	9.5
BOYS	7.9	8.5	9.3	10.0
GIRLS	7.3	7.8	9.2	9.0

NATIONAL STATISTICS OFFICE OF GEORGIA

28.03.2024

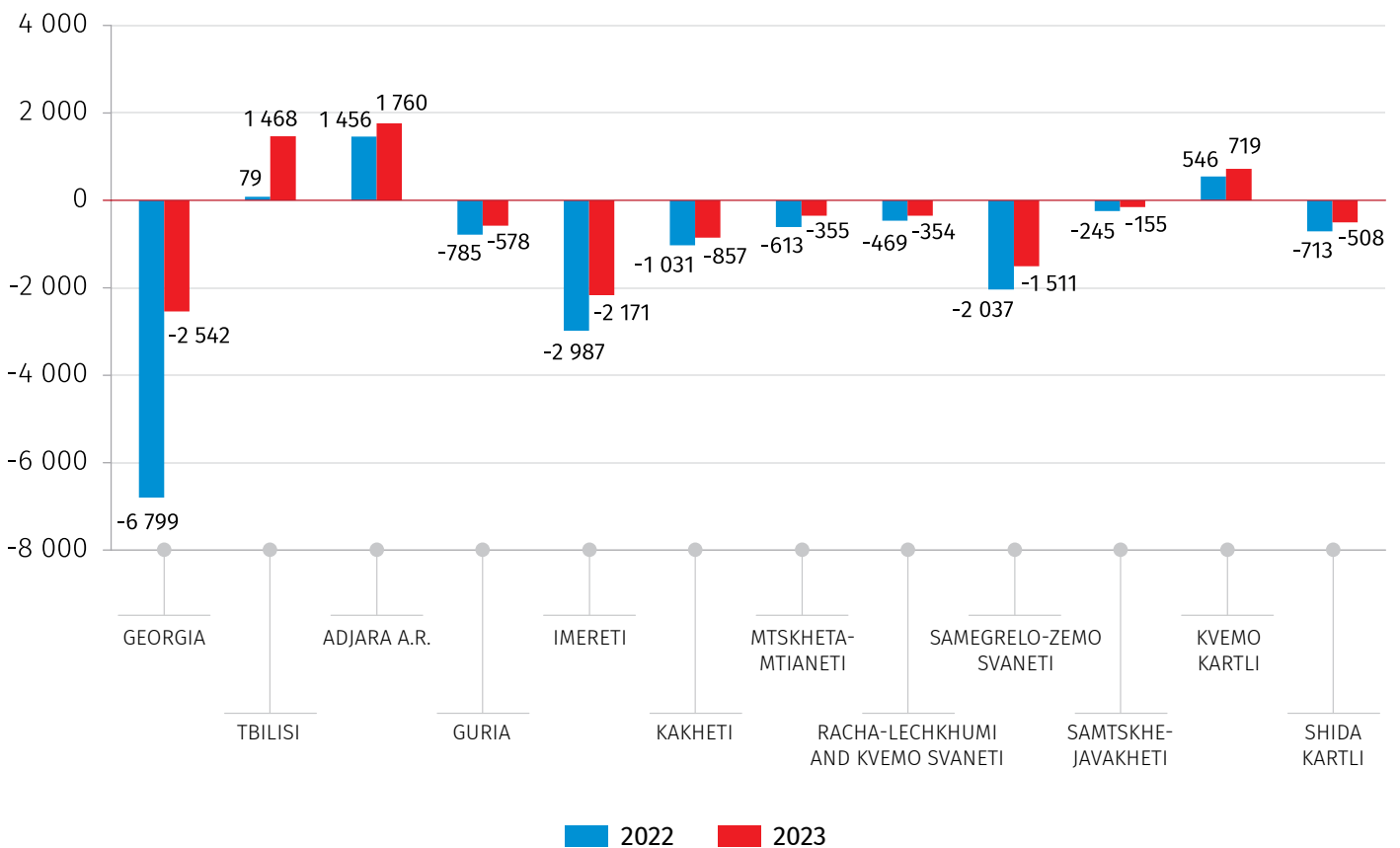
NATURAL INCREASE

According to the 2023 data, the negative natural increase was stated in Georgia (the difference between the number of live births and the number of deaths) equaling -2 542.

A negative natural increase was registered in all regions except Tbilisi, Adjara A.R. and Kvemo Kartli region.

CHART №3

NATURAL INCREASE BY REGIONS



NATIONAL STATISTICS OFFICE OF GEORGIA

28.03.2024

MARRIAGES³

In 2023, 22 275 marriages have been registered, which is a 14.5 percent decrease from the corresponding figure of the previous year.

The mean age of first marriage in 2023 equals 29.7 years for females and 32.1 years for males.

TABLE №5

NUMBER OF REGISTERED MARRIAGES BY REGIONS

REGION	2022	2023
GEORGIA	26 048	22 275
Tbilisi	7 916	6 738
Adjara A.R.	2 458	2 208
Guria	673	618
Imereti	4 154	3 334
Kakheti	2 091	1 749
Mtskheta-Mtianeti	516	423
Racha-Lechkhumi and Kvemo Svaneti	235	197
Samegrelo-Zemo Svaneti	2 164	2 011
Samtskhe-Javakheti	905	786
Kvemo Kartli	3 216	2 748
Shida Kartli	1 720	1 463

³ The number do not include marriages, when the both spouses are citizens of other countries and at the same time non-usual residents of Georgia

NATIONAL STATISTICS OFFICE OF GEORGIA

28.03.2024

DIVORCES

The number of divorces in 2023 equaled 13 664 decreasing by 3.1 percent compared to the previous year.

TABLE №6

NUMBER OF REGISTERED DIVORCES BY REGIONS

REGION	2022	2023
GEORGIA	14 098	13 664
Tbilisi	4 934	4 688
Adjara A.R.	1 025	1 054
Guria	368	355
Imereti	2 509	2 285
Kakheti	1 023	965
Mtskheta-Mtianeti	249	259
Racha-Lechkhumi and Kvemo Svaneti	103	90
Samegrelo-Zemo Svaneti	1 391	1 507
Samtskhe-Javakheti	299	287
Kvemo Kartli	1 283	1 331
Shida Kartli	914	843

CONTACT PERSONS:

Aleksandre Arabuli, Tel.: 2 36 72 10 (200), E-mail: aarabuli@geostat.ge

Mariam Kavelashvili, Tel.: 2 36 72 10 (020), E-mail: mkavelashvili@geostat.ge