

NATIONAL STATISTICS OFFICE OF GEORGIA

# AGRICULTURE OF GEORGIA

## 2023

(PRELIMINARY DATA ON  
PLANT GROWING)



12.04.2024

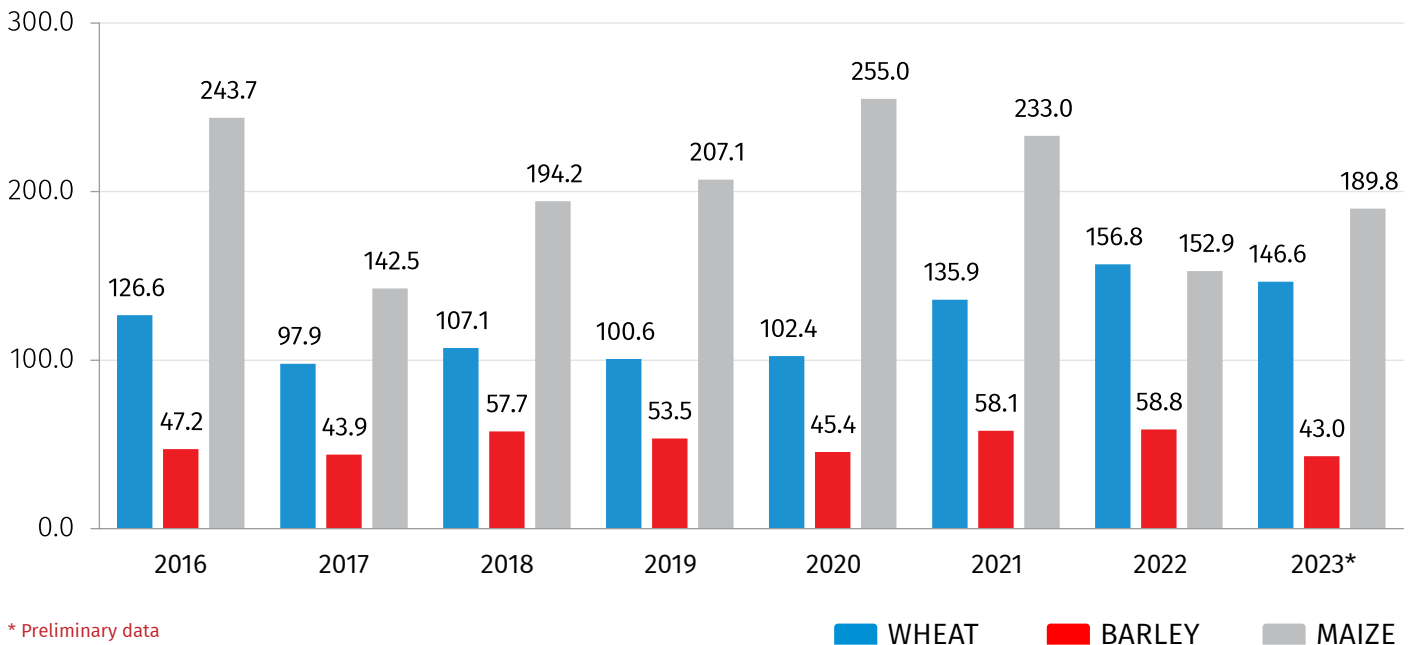
**AGRICULTURE OF GEORGIA 2023**  
(PRELIMINARY DATA ON PLANT GROWING)

**PRODUCTION OF ANNUAL CROPS**

According to the preliminary data of 2023, production of wheat decreased by 6.5 percent compared to the same period of the previous year and consisted of 146.6 thousand tons. Production of barley decreased by 26.9 percent year-on-year set 43.0 thousand tons. Production of maize equaled 189.8 thousand tons, which is 24.1 percent more than in the same period of the previous year. Production of potato increased by 0.4 percent and consisted of 199.7 thousand tons. Besides, production of vegetables equaled 138.2 thousand tons, which is 7.5 percent lower compared to 2022.

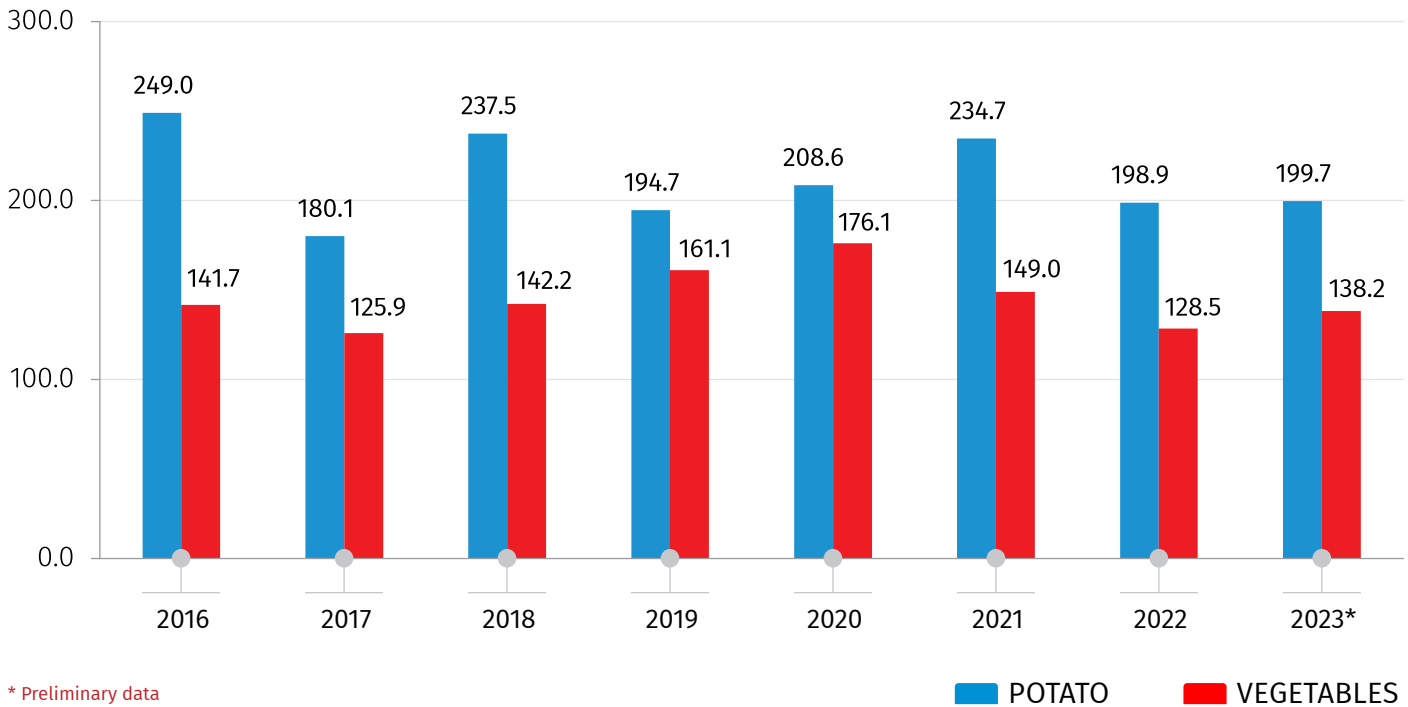
The charts below present production of annual crops in 2016-2023.

**PRODUCTION OF WHEAT, BARLEY AND MAIZE IN 2016-2023**  
(THS. TONS)



12.04.2024

PRODUCTION OF POTATO AND VEGETABLES IN 2016-2023  
(THS. TONS)



\* Preliminary data

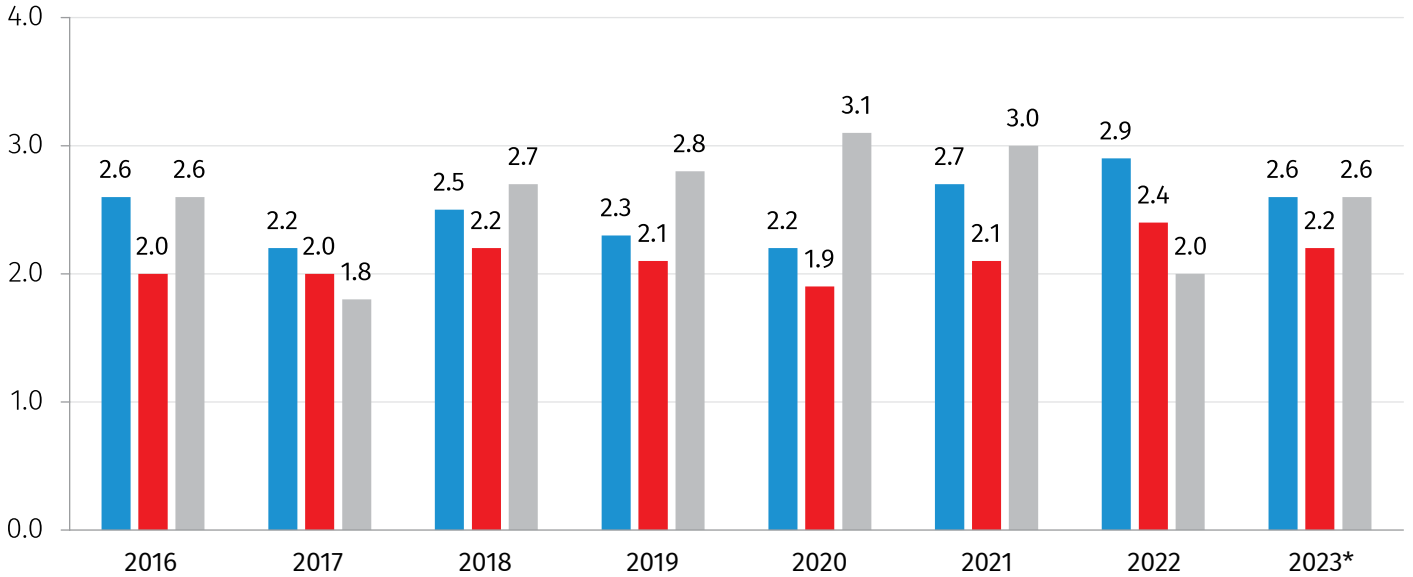
According to the preliminary data of 2023, average yield of wheat and barley have been decreased compared to the previous year, besides average yield of maize, potato and vegetables has been increased. According to the survey results, average yield of wheat consisted of 2.6 t/ha, average yield of barley – 2.2 t/ha, average yield of maize – 2.6 t/ha, average yield of potato – 12.3 t/ha, average yield of vegetables - 11.1 t/ha, of which average yield of tomato was 14.2 t/ha, average yield of cucumber – 12.2 t/ha, average yield of onion – 7.9 t/ha, average yield of garlic – 3.1 t/ha, average yield of cabbage – 25.8 t/ha.

The charts below present average yield of annual crops in 2016-2023.

## NATIONAL STATISTICS OFFICE OF GEORGIA

12.04.2024

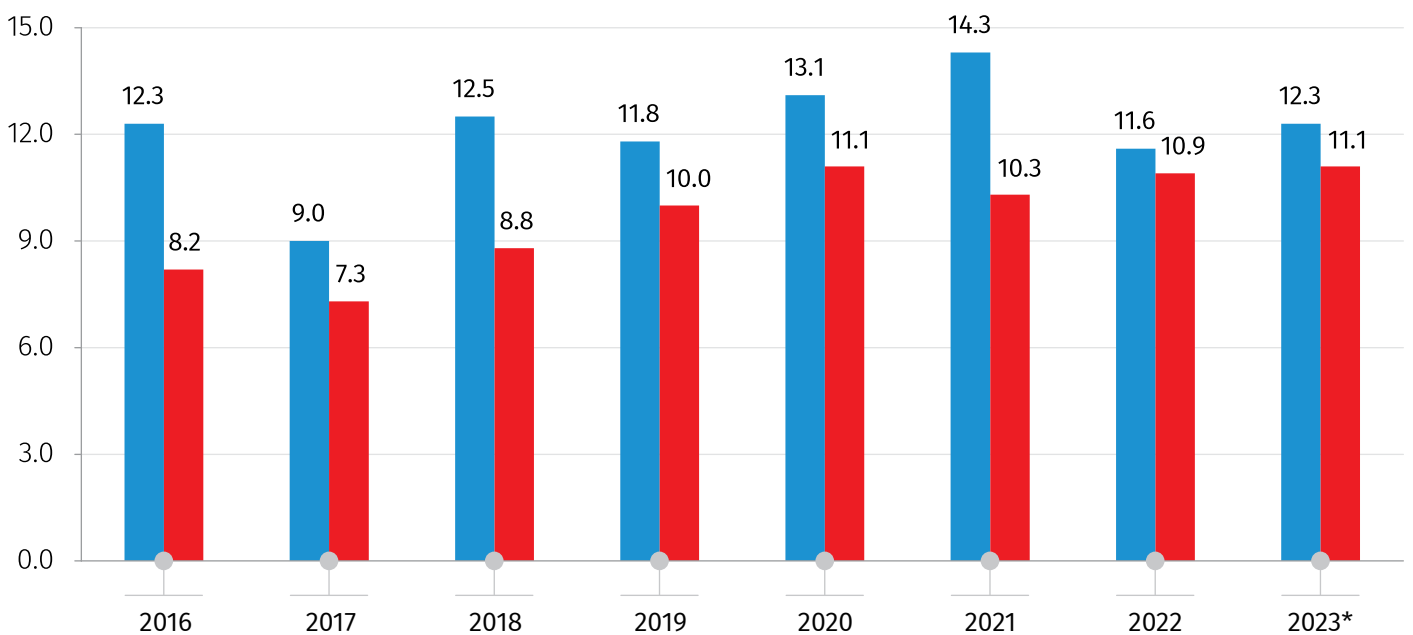
### AVERAGE YIELD OF WHEAT, BARLEY AND MAIZE IN 2016-2023 (TONS/HA)



\* Preliminary data

■ WHEAT ■ BARLEY ■ MAIZE

### AVERAGE YIELD OF POTATO AND VEGETABLES IN 2016-2023 (TONS/HA)



\* Preliminary data

■ POTATO ■ VEGETABLES

12.04.2024

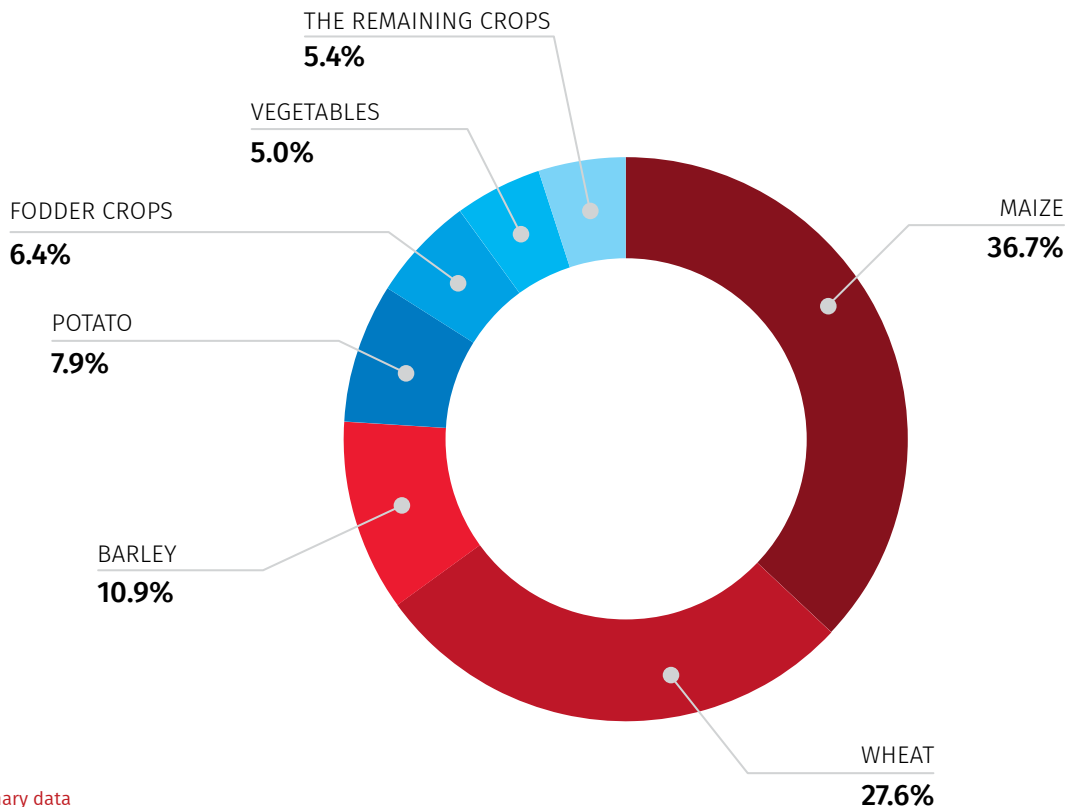
SOWN AREAS OF ANNUAL CROPS

According to the preliminary data, in 2023 sown areas of annual crops amounted to 205.2 thousand hectares, which is 4.9 percent less than the same period of the previous year. However sown area of winter crops decreased by 3.7% and amounted to 64.6 thousand hectares and sown areas of spring crops decreased by 5.5% and consisted of 140.5 thousand hectares.

Sown area of maize took the biggest share in the sown areas of annual crops and equaled 75.4 thousand hectares. Sown area of wheat was 56.7 thousand hectares, sown area of barley – 22.4 thousand hectares, sown area of potato – 16.2 thousand hectares, sown areas of fodder crops – 13.2 thousand hectares, sown area of vegetables – 10.2 thousand hectares and sown areas of the remaining crops 11.1 thousand hectares.

The diagram below presents structure of sown areas of annual crops.

STRUCTURE OF SOWN AREAS OF ANNUAL CROPS,  
2023\*



\* Preliminary data

12.04.2024

PRODUCTION OF PERMANENT CROPS

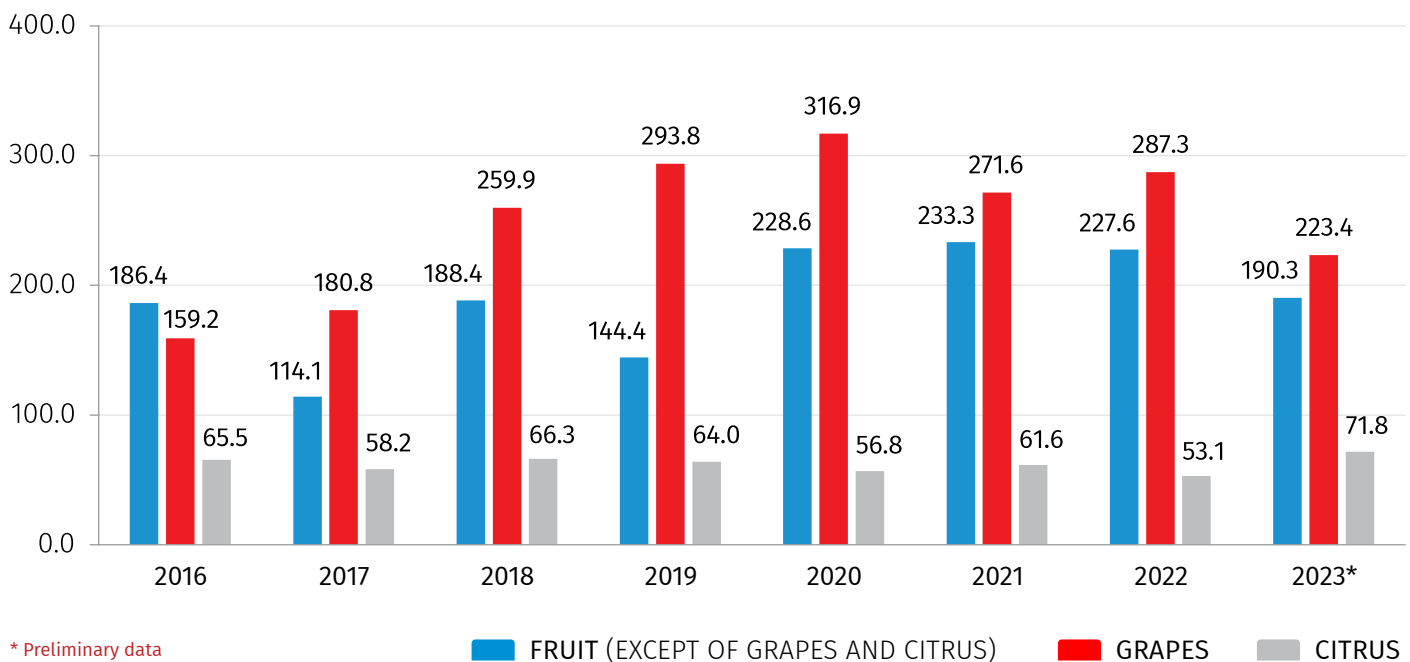
According to the preliminary data, in 2023 production of pome fruit consisted of 61.1 thousand tons in the country, which is 32.0 percent less than in the same period of the previous year. Production of stone fruit consisted of 53.3 thousand tons (16.8 percent lower), production of nuts – 45.9 thousand tons (5.0 percent higher), production of subtropical fruit – 18.3 thousand tons (2.8 percent higher) and production of citruses – 71.8 thousand tons (increasing by 35.2 percent).

Besides this, in 2023 production of grapes decreased by 22.2 percent year-on-year and equaled 223.4 thousand tons.

The diagram below presents production of permanent crops in 2016-2023.

PRODUCTION OF PERMANENT CROPS IN 2016-2023

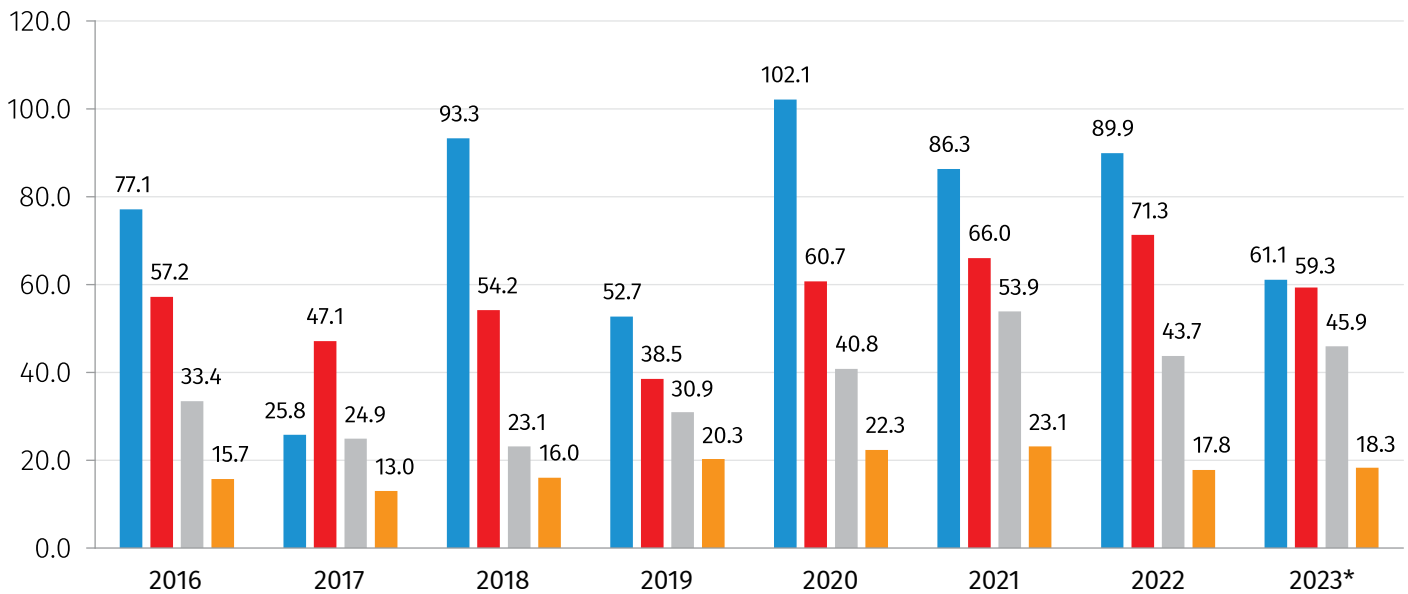
(THS. TONS)



## NATIONAL STATISTICS OFFICE OF GEORGIA

12.04.2024

### PRODUCTION OF POME FRUIT, STONE FRUIT, NUTS AND SUBTROPICAL FRUIT IN 2016-2023 (THS. TONS)



\* Preliminary data

■ POME FRUIT      ■ STONE FRUIT  
■ NUTS              ■ SUBTROPICAL FRUIT

**SOURCE:** National Statistics Office of Georgia.

**Final data of 2023 will be available on June 14, 2024.**

#### CONTACT PERSONS:

George Sanadze, Tel: (+995 32) 236 72 10 (500), E-mail: [gsanadze@geostat.ge](mailto:gsanadze@geostat.ge)

Mariam Kavelashvili, Tel: 2 36 72 10 (020), E-mail: [mkavelashvili@geostat.ge](mailto:mkavelashvili@geostat.ge)