

# NATIONAL STATISTICS OFFICE OF GEORGIA

20.05.2024

ANNEX №1

## GEORGIAN EXTERNAL TRADE BY COUNTRIES IN JANUARY-APRIL 2024\* (THSD. US DOLLARS)

|                               | EXPORTS<br>(FOB)   | IMPORTS<br>(CIF)   | BALANCE             |
|-------------------------------|--------------------|--------------------|---------------------|
| <b>EXTERNAL TRADE – TOTAL</b> | <b>1 763 187.6</b> | <b>4 800 244.2</b> | <b>-3 037 056.6</b> |
| Of which:                     |                    |                    |                     |
| <b>EU COUNTRIES</b>           | <b>163 528.3</b>   | <b>1 301 357.3</b> | <b>-1 137 829.0</b> |
| Austria                       | 1 705.9            | 28 870.0           | -27 164.1           |
| Belgium                       | 6 276.3            | 47 100.0           | -40 823.8           |
| Bulgaria                      | 16 365.1           | 88 805.0           | -72 439.9           |
| Croatia                       | 149.9              | 5 303.9            | -5 154.0            |
| Cyprus                        | 1 592.2            | 12 520.9           | -10 928.7           |
| Czech Republic                | 7 458.5            | 72 056.3           | -64 597.8           |
| Denmark                       | 746.9              | 11 711.9           | -10 964.9           |
| Estonia                       | 2 200.1            | 2 848.9            | -648.8              |
| Finland                       | 258.1              | 10 346.5           | -10 088.4           |
| France                        | 15 565.6           | 96 125.4           | -80 559.8           |
| Germany                       | 16 648.5           | 320 345.9          | -303 697.4          |
| Greece                        | 7 395.8            | 34 754.2           | -27 358.5           |
| Hungary                       | 1 006.5            | 24 297.4           | -23 290.8           |
| Ireland                       | 91.6               | 6 213.9            | -6 122.3            |
| Italy                         | 12 670.0           | 135 431.3          | -122 761.4          |
| Latvia                        | 3 462.1            | 15 557.0           | -12 095.0           |
| Lithuania (Lietuva)           | 7 409.0            | 31 296.2           | -23 887.2           |
| Luxembourg                    | 14.2               | 2 262.3            | -2 248.1            |
| Malta                         | 40.4               | 2 296.8            | -2 256.5            |
| Netherlands                   | 15 025.5           | 87 527.8           | -72 502.4           |
| Poland                        | 17 338.8           | 94 085.4           | -76 746.6           |
| Portugal                      | 1 059.6            | 6 663.2            | -5 603.5            |
| Romania                       | 15 685.7           | 71 294.2           | -55 608.5           |
| Slovakia                      | 1 263.5            | 7 898.4            | -6 634.8            |
| Slovenia                      | 353.7              | 8 957.2            | -8 603.5            |
| Spain                         | 11 596.6           | 64 095.6           | -52 498.9           |
| Sweden                        | 148.3              | 12 691.7           | -12 543.4           |
| <b>CIS COUNTRIES</b>          | <b>1 196 928.3</b> | <b>1 062 328.3</b> | <b>134 600.0</b>    |
| Azerbaijan                    | 191 949.7          | 208 845.1          | -16 895.5           |
| Armenia                       | 173 797.4          | 53 369.9           | 120 427.5           |
| Belarus                       | 10 006.0           | 45 708.6           | -35 702.6           |
| Kazakhstan                    | 208 344.2          | 16 886.8           | 191 457.4           |

## NATIONAL STATISTICS OFFICE OF GEORGIA

20.05.2024

|                           | EXPORTS<br>(FOB) | IMPORTS<br>(CIF)   | BALANCE             |
|---------------------------|------------------|--------------------|---------------------|
| Kyrgyzstan                | 291 585.5        | 2 031.4            | 289 554.1           |
| Moldova                   | 3 038.5          | 3 795.2            | -756.7              |
| Russia                    | 230 420.5        | 606 398.3          | -375 977.8          |
| Tajikistan                | 9 296.0          | 159.2              | 9 136.8             |
| Turkmenistan              | 5 335.3          | 21 461.3           | -16 126.0           |
| Ukraine                   | 38 925.5         | 74 971.3           | -36 045.8           |
| Uzbekistan                | 34 229.8         | 28 701.1           | 5 528.7             |
| <b>OTHER COUNTRIES</b>    | <b>402 730.9</b> | <b>2 436 558.6</b> | <b>-2 033 827.6</b> |
| Afghanistan               | 26.6             | -                  | 26.6                |
| Albania                   | 111.3            | 25.0               | 86.3                |
| Algeria                   | 709.5            | -                  | 709.5               |
| Andorra                   | -                | 0.6                | -0.6                |
| Angola                    | 209.2            | -                  | 209.2               |
| Argentina                 | 303.2            | 7 333.9            | -7 030.7            |
| Australia                 | 618.3            | 393.8              | 224.4               |
| Bahrain                   | 99.5             | 1.0                | 98.5                |
| Bangladesh                | -                | 1 006.7            | -1 006.7            |
| Bermuda                   | -                | 1 442.8            | -1 442.8            |
| Bhutan                    | 110.4            | -                  | 110.4               |
| Bosnia and Herzegovina    | 221.4            | 111.6              | 109.7               |
| Brazil                    | 502.4            | 25 877.6           | -25 375.3           |
| Belize                    | -                | 31.9               | -31.9               |
| Cambodia                  | 190.9            | 40.0               | 150.9               |
| Canada                    | 1 464.6          | 9 952.9            | -8 488.2            |
| Cayman Islands            | 9.1              | -                  | 9.1                 |
| Sri Lanka                 | 18.3             | 502.7              | -484.5              |
| Chad                      | 4.2              | -                  | 4.2                 |
| Chile                     | -                | 542.0              | -542.0              |
| China                     | 78 811.4         | 418 735.3          | -339 923.9          |
| Taiwan, Province of China | 573.7            | 4 835.2            | -4 261.5            |
| Colombia                  | 1 238.7          | 463.1              | 775.6               |
| Congo                     | 12.5             | -                  | 12.5                |
| Costa Rica                | 29.7             | 65.8               | -36.1               |
| Ecuador                   | -                | 16 990.7           | -16 990.7           |
| Equatorial Guinea         | -                | 80.0               | -80.0               |
| Ethiopia                  | -                | 147.9              | -147.9              |
| Faroe Islands             | -                | 38.6               | -38.6               |
| Djibouti                  | 19.6             | -                  | 19.6                |
| Gabon                     | -                | 9 778.6            | -9 778.6            |
| Ghana                     | 92.3             | 7.4                | 84.9                |

## NATIONAL STATISTICS OFFICE OF GEORGIA

20.05.2024

|                               | EXPORTS<br>(FOB) | IMPORTS<br>(CIF) | BALANCE    |
|-------------------------------|------------------|------------------|------------|
| Holy See (Vatican City State) | -                | 45.8             | -45.8      |
| Hong Kong                     | 2 345.2          | 89 011.0         | -86 665.8  |
| Iceland                       | -                | 1 382.6          | -1 382.6   |
| India                         | 6 870.7          | 24 205.6         | -17 334.9  |
| Indonesia                     | 13.2             | 4 406.0          | -4 392.8   |
| Iran                          | 9 044.8          | 84 685.8         | -75 640.9  |
| Iraq                          | 4 832.7          | 8 576.6          | -3 743.9   |
| Israel                        | 10 949.0         | 6 015.8          | 4 933.2    |
| Cote d'Ivoire                 | 85.6             | -                | 85.6       |
| Japan                         | 1 796.2          | 109 291.6        | -107 495.4 |
| Jordan                        | 2 340.3          | 82.5             | 2 257.8    |
| Kenya                         | 143.9            | 370.9            | -227.0     |
| Korea, Republic of            | 3 210.0          | 37 458.3         | -34 248.3  |
| Kuwait                        | 279.3            | -                | 279.3      |
| Lebanon                       | 1 896.4          | 146.7            | 1 749.7    |
| Liberia                       | 109.1            | -                | 109.1      |
| Libya                         | 1 081.3          | -                | 1 081.3    |
| Liechtenstein                 | 309.4            | 57.2             | 252.3      |
| Madagascar                    | 66.8             | -                | 66.8       |
| Malawi                        | -                | 329.9            | -329.9     |
| Malaysia                      | 550.7            | 3 341.9          | -2 791.3   |
| Maldives                      | 195.2            | -                | 195.2      |
| Mauritania                    | 840.5            | -                | 840.5      |
| Mexico                        | 17.8             | 658.1            | -640.3     |
| Monaco                        | 31.3             | 81.1             | -49.8      |
| Mongolia                      | 1 714.0          | -                | 1 714.0    |
| Montenegro                    | 154.4            | 25.1             | 129.4      |
| Morocco                       | 861.7            | 1 792.7          | -931.0     |
| Oman                          | 34.2             | 709.2            | -675.0     |
| Namibia                       | 3 405.4          | -                | 3 405.4    |
| Nepal                         | -                | 8.6              | -8.6       |
| New Zealand                   | 38.6             | 893.6            | -855.0     |
| Nicaragua                     | -                | 7.5              | -7.5       |
| Niger                         | -                | 0.6              | -0.6       |
| Nigeria                       | 75.6             | 0.6              | 75.0       |
| Norway                        | 1 468.1          | 4 702.8          | -3 234.6   |
| Northern Mariana Islands      | -                | 65.0             | -65.0      |
| Marshall Islands              | -                | 24.9             | -24.9      |
| Pakistan                      | 239.8            | 2 190.0          | -1 950.2   |
| Panama                        | -                | 4 997.8          | -4 997.8   |





## NATIONAL STATISTICS OFFICE OF GEORGIA

20.05.2024

|                      | EXPORTS<br>(FOB) | IMPORTS<br>(CIF) | BALANCE    |
|----------------------|------------------|------------------|------------|
| Paraguay             | -                | 1 502.7          | -1 502.7   |
| Peru                 | 21 244.2         | 158.7            | 21 085.6   |
| Philippines          | 206.9            | 138.4            | 68.5       |
| Puerto Rico          | 8.7              | -                | 8.7        |
| Qatar                | 762.9            | 23 195.5         | -22 432.7  |
| San Marino           | -                | 305.3            | -305.3     |
| Saudi Arabia         | 3 813.3          | 1 905.6          | 1 907.6    |
| Senegal              | 15.7             | -                | 15.7       |
| Serbia               | 547.4            | 4 122.5          | -3 575.1   |
| Singapore            | 1 980.3          | 6 740.1          | -4 759.9   |
| Viet Nam             | 534.3            | 16 341.0         | -15 806.7  |
| South Africa         | 57.0             | 825.6            | -768.6     |
| Sudan                | 194.3            | -                | 194.3      |
| Switzerland          | 33 282.6         | 60 586.2         | -27 303.6  |
| Syrian               | 19.0             | 136.7            | -117.7     |
| Thailand             | 116.7            | 5 837.2          | -5 720.6   |
| Togo                 | 120.5            | -                | 120.5      |
| United Arab Emirates | 18 601.5         | 91 863.4         | -73 261.9  |
| Tunisia              | -                | 22.3             | -22.3      |
| Türkiye              | 124 358.8        | 839 708.4        | -715 349.6 |
| Uganda               | 182.9            | -                | 182.9      |
| North Macedonia      | 286.7            | 645.9            | -359.2     |
| Egypt                | 14 548.7         | 7 941.3          | 6 607.3    |
| United Kingdom       | 5 226.0          | 44 169.6         | -38 943.6  |
| Tanzania             | 1 875.5          | 25.9             | 1 849.6    |
| United States        | 34 241.7         | 445 468.4        | -411 226.7 |
| Burkina Faso         | 55.4             | -                | 55.4       |
| Uruguay              | 21.1             | 947.1            | -926.0     |
| Venezuela            | 50.8             | -                | 50.8       |

\*Preliminary data.

20.05.2024

- Sources:**
-  LEPL Revenue Service of Ministry of Finance of Georgia;
  -  Georgian State Electrosystem JSC;
  -  Electrosystem Commercial Operator JSC;
  -  Georgian Gas Transportation Company LTD.

**Explanation of symbols:**

- Not applicable;
- 0.0 Negligible magnitude;
- \* Data are preliminary and subject to revisions;
- ... Data are confidential

**Notice:**

1. The discrepancy between the totals and the sum in some cases can be explained by using rounded data;
2. Information does not cover the data of Simplified Customs Declarations (Form #4);
3. Information does not cover non-organized trade also occupied territories of Abkhazian Autonomous Republic and Tskhinvali region;
4. According to the international methodology there are some differences in coverage of trade flows between external merchandise trade statistics and customs statistics. Diplomatic temporary transit and analogous goods are excluded from the database of external merchandise trade statistics.

**THE PRELIMINARY DATA WILL BE REVISED ACCORDING TO THE GEOSTAT'S REVISION POLICY  
(BASED ON THE REGULAR REVISION PRINCIPLE) AS A RESULT OF ADJUSTING  
DATA BY RESPONDENTS/ADMINISTRATIVE SOURCES.**

**CONTACT PERSONS:**

Badri Kvachadze Tel.: (+995 32) 236 72 10 (300).

E-mail: [bkvachadze@geostat.ge](mailto:bkvachadze@geostat.ge)

Mariam Kavelashvili Tel.: (+995 32) 236 72 10 (020)

E-mail: [mkavelashvili@geostat.ge](mailto:mkavelashvili@geostat.ge)