

NATIONAL STATISTICS OFFICE OF GEORGIA

SEAPORTS AND TERMINALS OF GEORGIA 2024, I QUARTER



20.05.2024

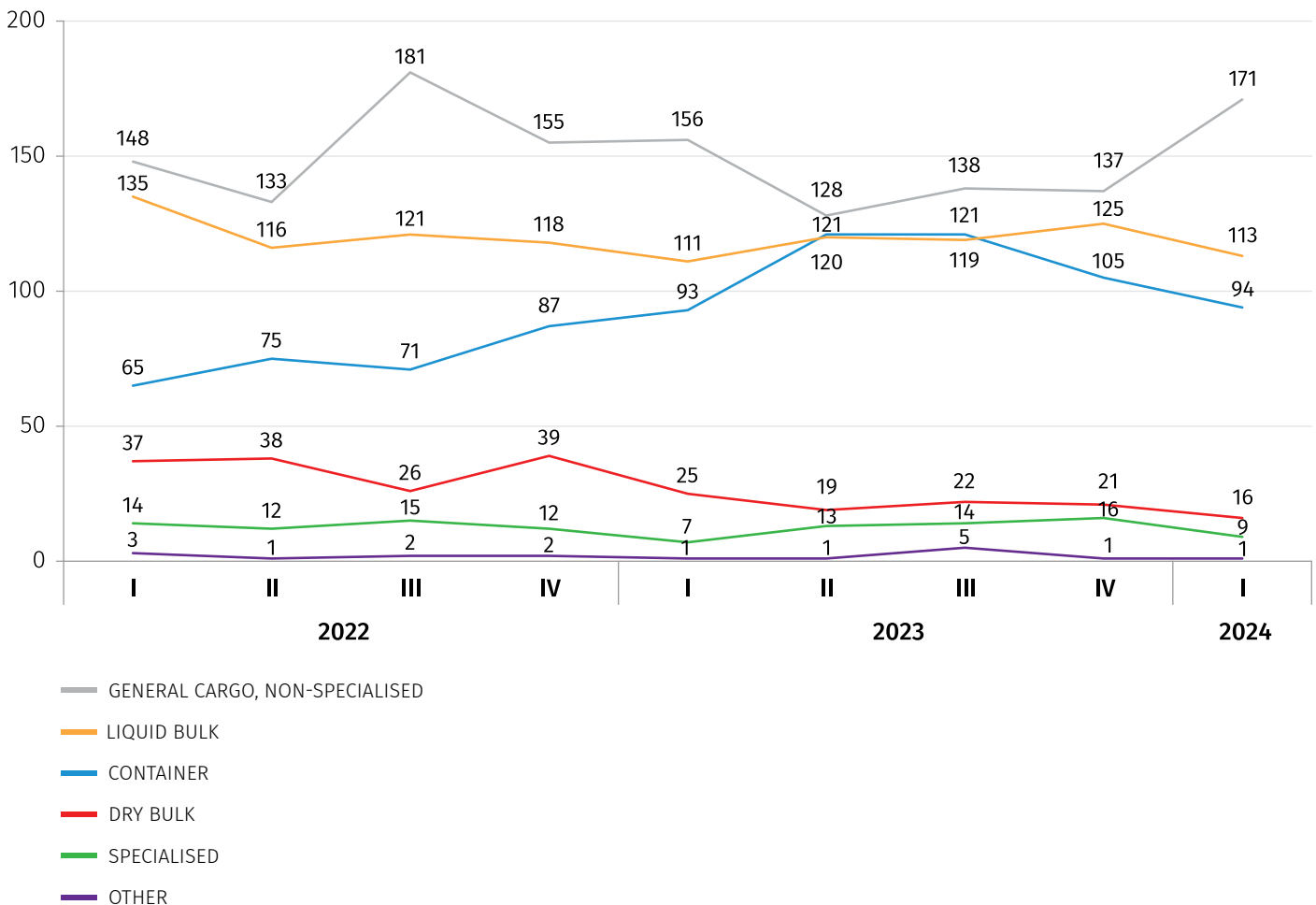
MAJOR INDICATORS OF SEAPORTS AND TERMINALS

(2024, I QUARTER)

In the first quarter of 2024, 404 ships entered the ports and terminals of Georgia. 42.3 percent of those ships were general cargo carriers, 28.0 percent were liquid bulk, 23.3 percent – container ships, and the rest of 6.4 percent were distributed among dry bulk carriers, tugs and specialized ships.

In the first quarter of 2024, compared to the corresponding period of the previous year, the ports and terminals of Georgia received 28.6 percent more specialized ships, 9.6 percent more - general cargo carriers, 1.8 percent more - liquid bulk, 1.1 percent more - container ships, and 36.0 percent less - dry bulk.

THE NUMBER OF SHIPS THAT ENTERED IN PORTS AND TERMINALS OF GEORGIA BY TYPE (UNIT)



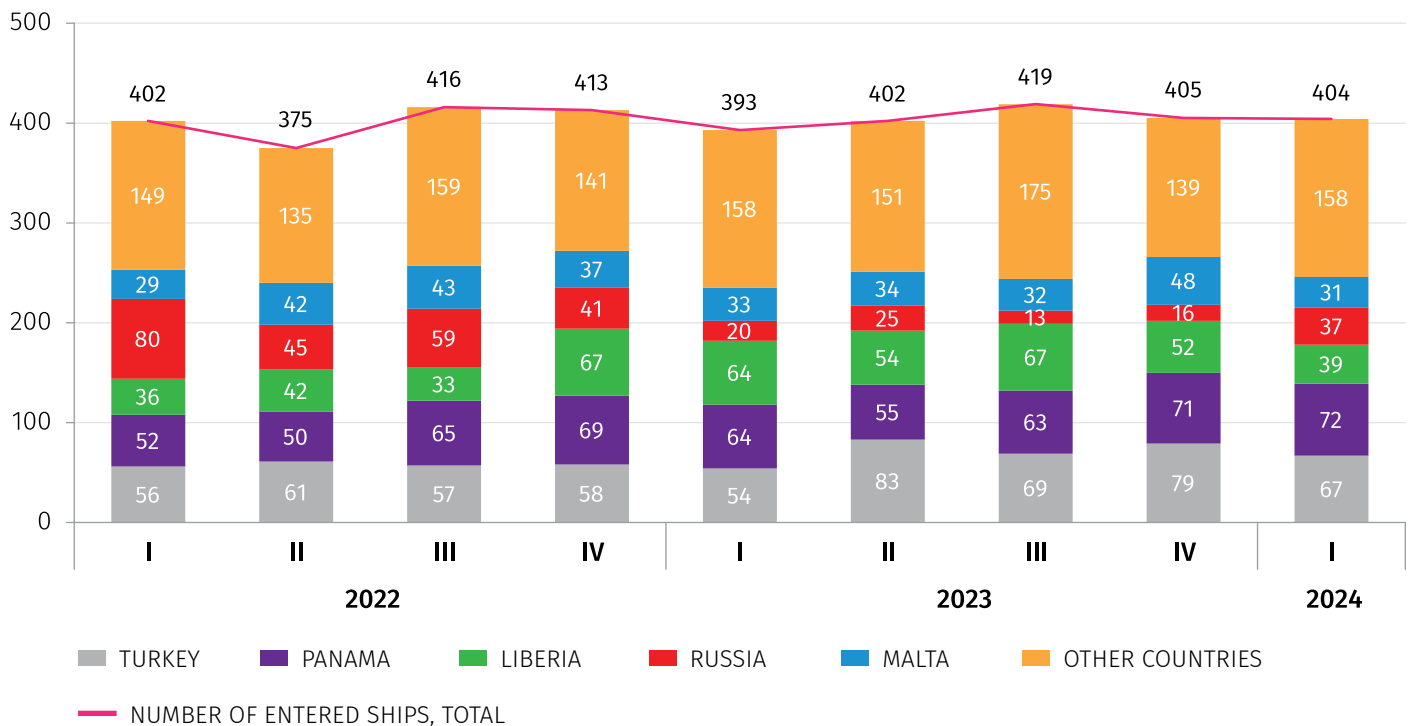
Source: Maritime Transport Agency of Georgia

NATIONAL STATISTICS OFFICE OF GEORGIA

20.05.2024

In the first quarter of 2024, 17.8 percent of the ships arriving at the ports and terminals of Georgia sailed under the flag of Panama, 16.6 percent – under the flag of Turkey, 9.7 percent - under the flag of Liberia, 9.2 percent sailed under the flag of Russian Federation, 7.7 percent - under the flag of Malta, and the rest 39.0 percent were distributed among other countries.

**THE NUMBER OF SHIPS THAT ENTERED IN PORTS AND TERMINALS OF GEORGIA
BY THE COUNTRY OF REGISTRATION (FLAG),
(UNIT)**

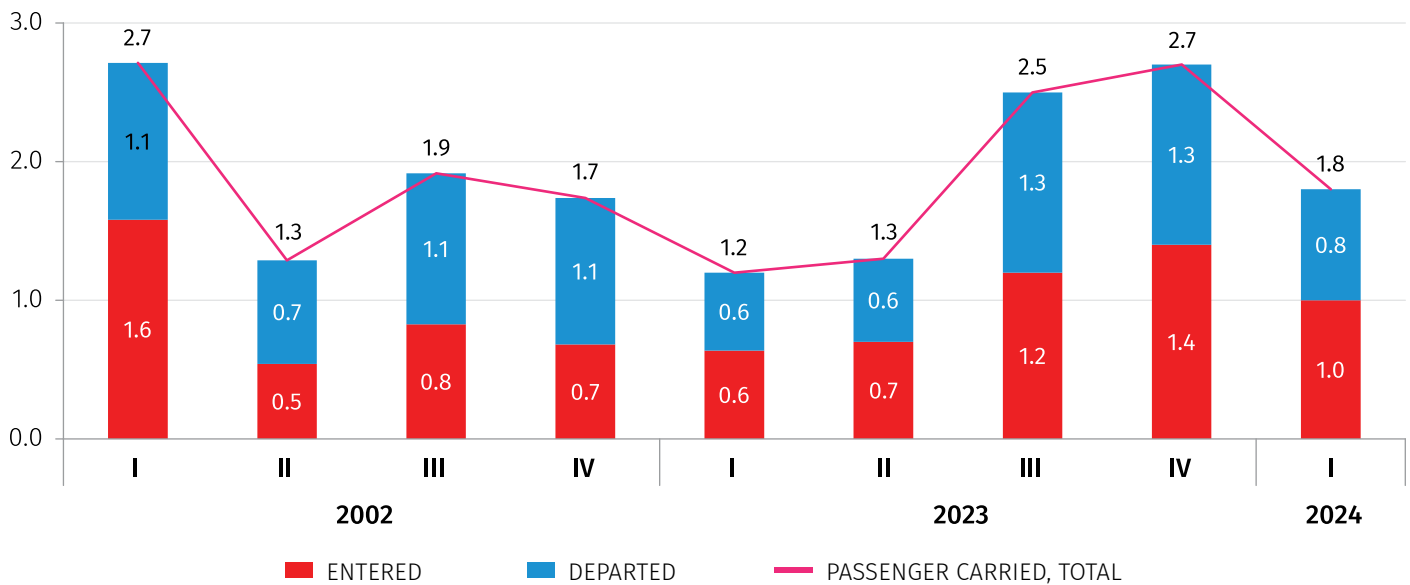


NATIONAL STATISTICS OFFICE OF GEORGIA

20.05.2024

In the first quarter of 2024, Georgian seaports served 1.8 thousand passengers, which is 50.1 percent more than the compared to the corresponding figure of the previous year. Note, the share of passengers entered was slightly higher than the share of passengers departed and stood at 55.6 percent.

**PASSENGERS CARRIED IN PORTS AND TERMINALS OF GEORGIA²,
(THOUSAND PERSONS)**



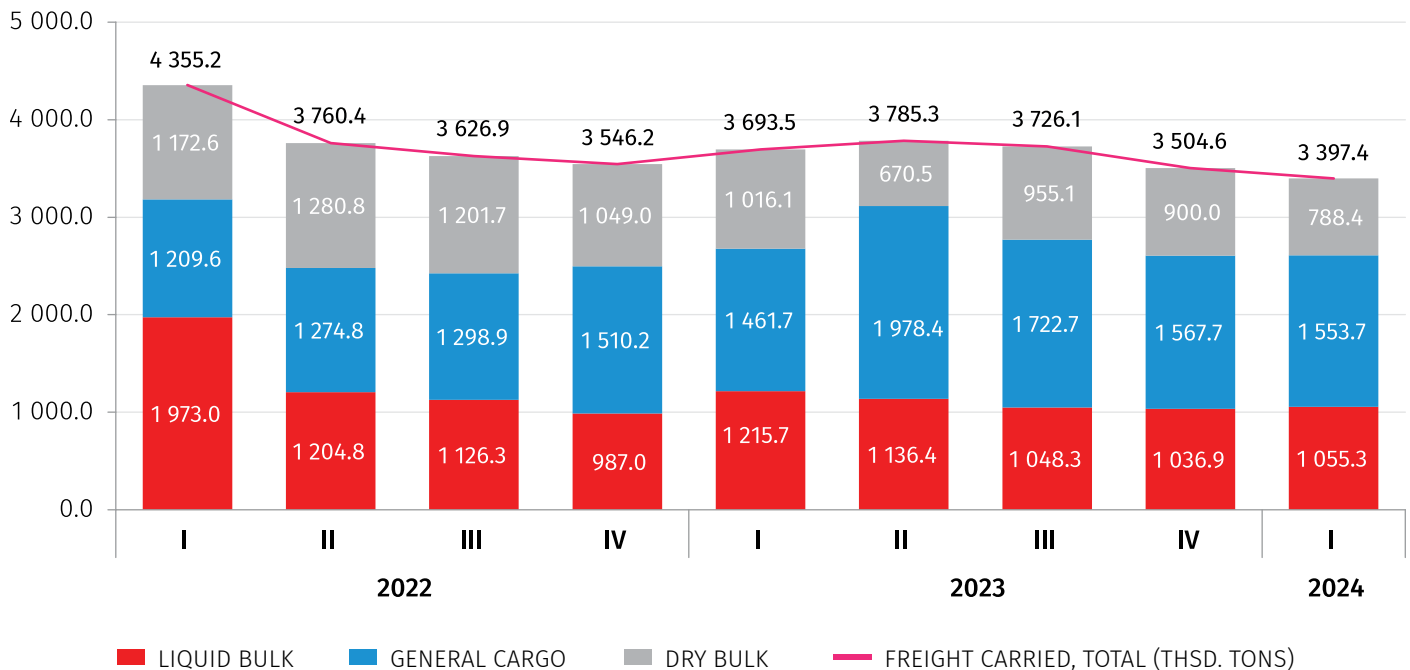
²The data is updated by the Maritime Transport Agency of Georgia.

NATIONAL STATISTICS OFFICE OF GEORGIA

20.05.2024

In the first quarter of 2024, ports and terminals of Georgia processed 3 397.4 thousand tons of cargo, 8.0 percent less compared to the corresponding figure of the previous year³. 45.7 percent of freight carried was general cargo, 31.1 percent was liquid bulk, and 23.2 percent - dry bulk.

**FREIGHT CARRIED IN PORTS AND TERMINALS OF GEORGIA FREIGHT BY TYPE,
(THOUSAND TONS)**



CONTACT PERSONS:

Daviti Zhorzholiani, Tel.: (+995 32) 236 72 10 (601), E-mail: dzhorzholiani@geostat.ge

Mariam Kavelashvili, Tel.: (+995 32) 236 72 10 (020), E-mail: mkavelashvili@geostat.ge

³The data is updated by the Maritime Transport Agency of Georgia.