



NATIONAL STATISTICS OFFICE OF GEORGIA

# AIR TRANSPORT STATISTICS OF GEORGIA

2024, I QUARTER



20.05.2024  
[www.geostat.ge](http://www.geostat.ge)

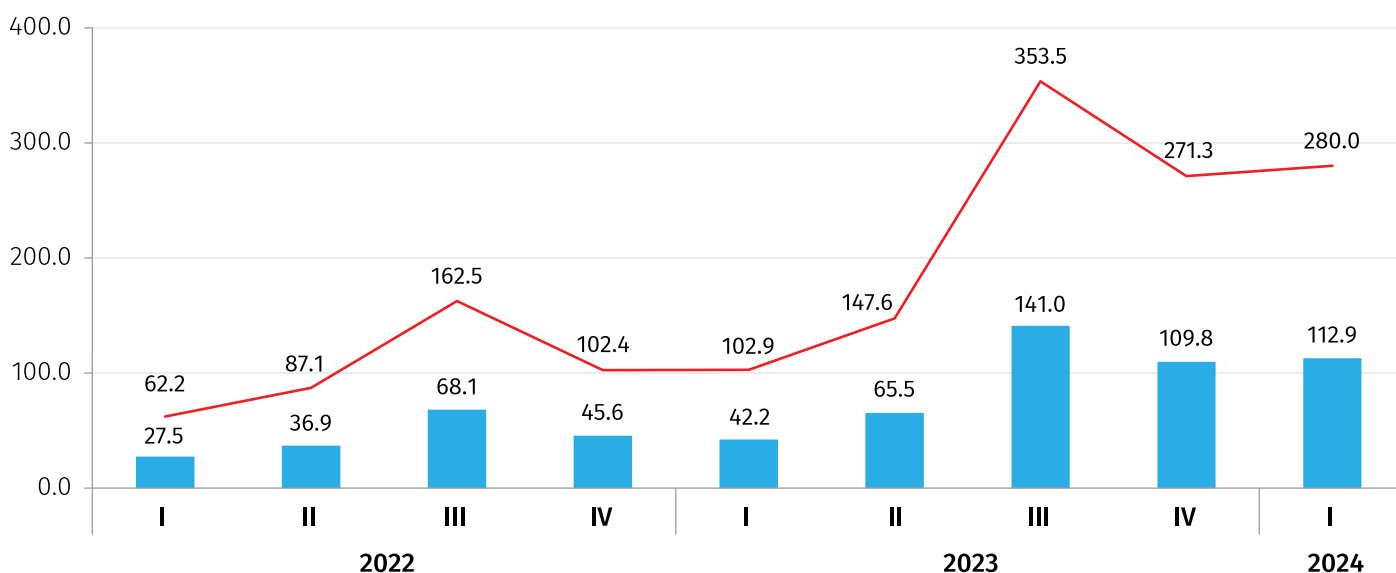
20.05.2024

**MAIN INDICATORS OF AIR TRANSPORT**

(2024, I QUARTER)

In the first quarter of 2024, airway companies of Georgia transported 112.9 thousand passengers and the passenger turnover amounted to 280.0 million passenger-kilometers. Compared to the corresponding period of the previous year, the number of passengers and the passenger turnover figures increased 2.7 times.

**NUMBER OF PASSENGERS AND PASSENGER TURNOVER**

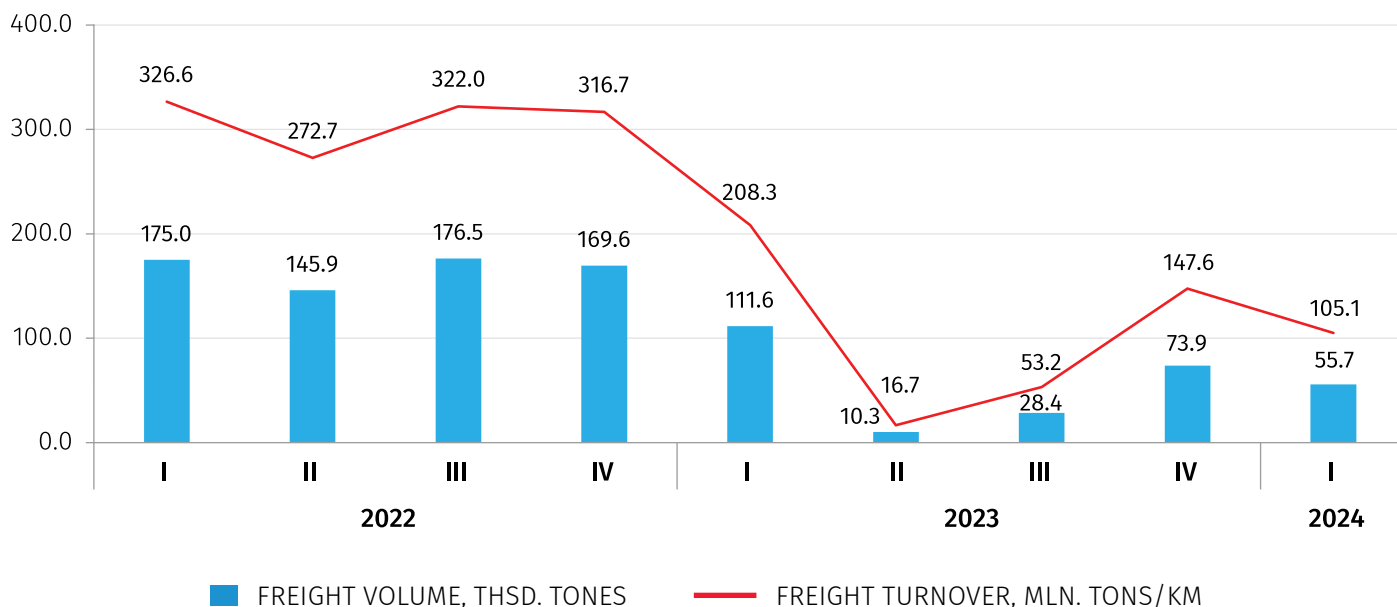


■ NUMBER OF PASSENGERS, THSD. PASSENGERS    — PASSENGER TURNOVER, MLN. PASSENGERS/KM

In the first quarter of 2024, airway companies of Georgia transported 55.7 thousand tons of freight and the freight turnover amounted to 105.1 million ton-kilometers. Compared to the corresponding period of the previous year, the freight volume (by 50.1 percent) and the freight turnover (by 49.5 percent) decreased.

20.05.2024

## FREIGHT VOLUME AND FREIGHT TURNOVER



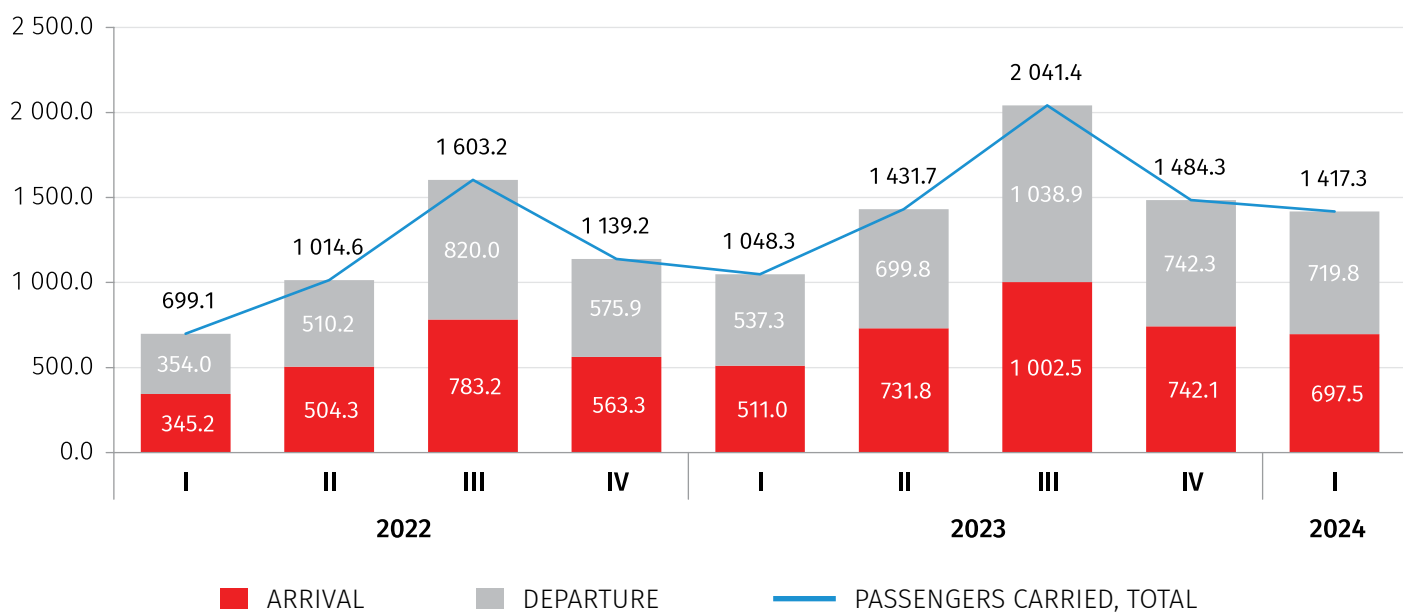
In the first quarter of 2024, the number of passengers carried in the airports of Georgia increased by 35.2 percents compared to the corresponding period of the previous year and amounted to 1 417.3 thousand persons<sup>1</sup> - 697.5 thousand passengers (36.5 percent more) arrived to and 719.8 thousand passengers (34.0 percent more) departed from the airports of Georgia.

<sup>1</sup>Source: LEPL Georgian Civil Aviation Agency

## NATIONAL STATISTICS OFFICE OF GEORGIA

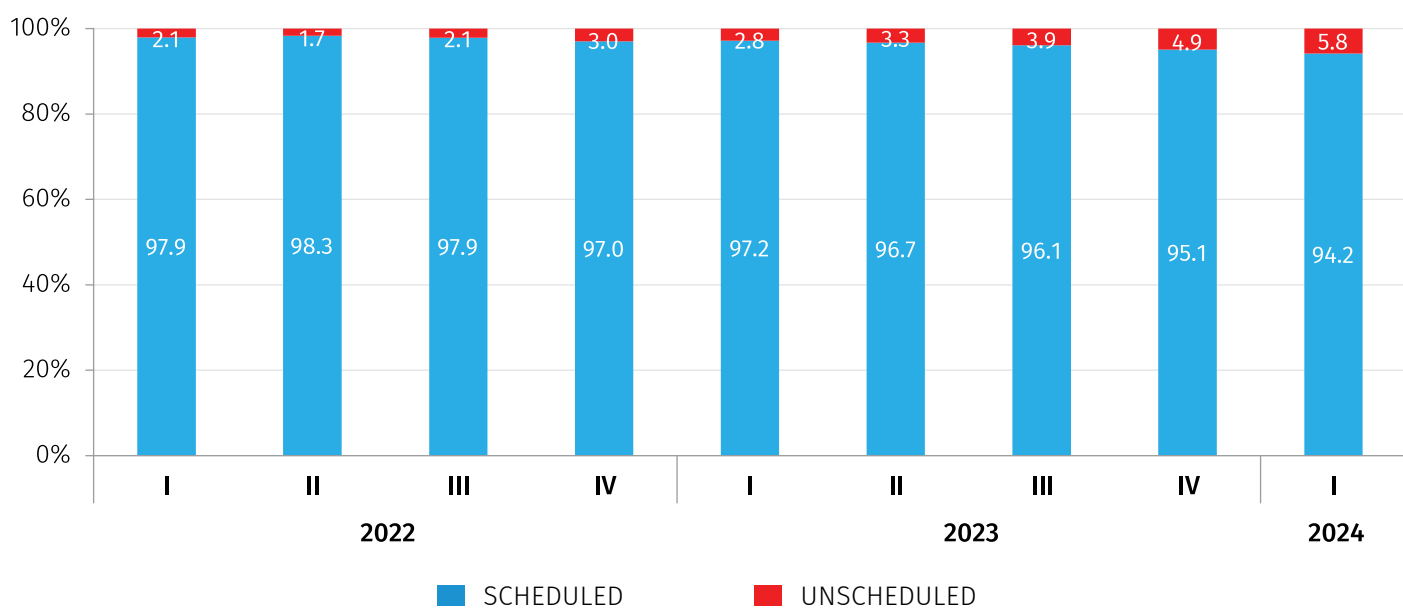
20.05.2024

### PASSENGERS CARRIED IN AIRPORT OF GEORGIA, (THOUSAND PERSONS)



In the first quarter of 2024, scheduled flights carried 94.2 percent of passengers in airports of Georgia.

### DISTRIBUTION OF PASSENGERS BY FLIGHT CATEGORY, (%)

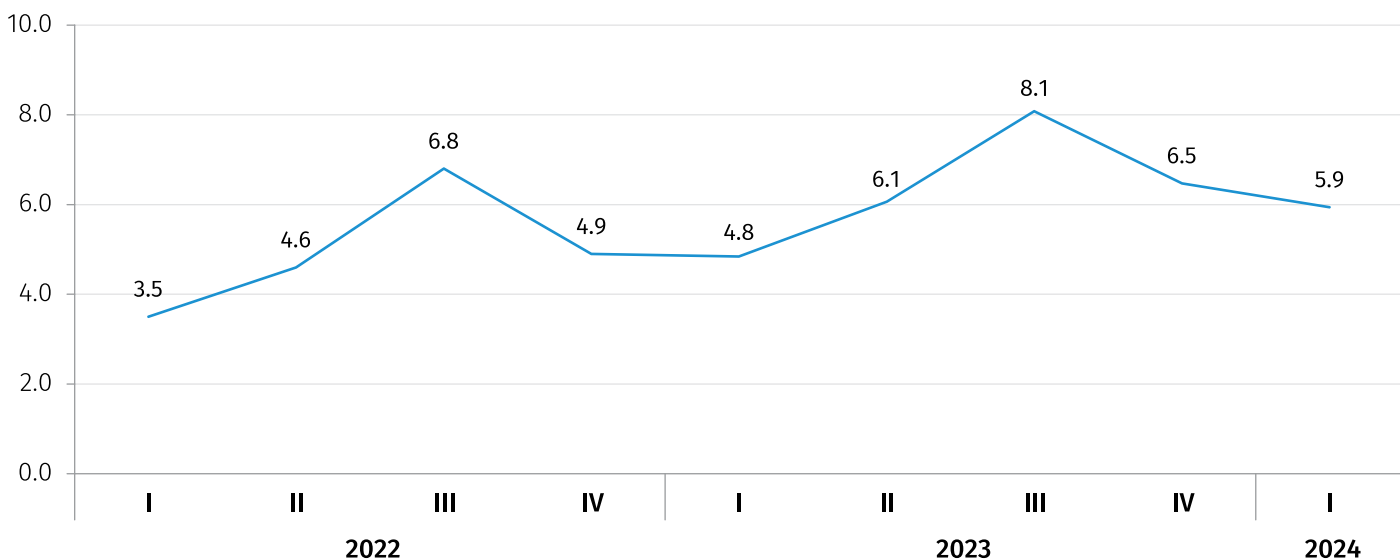


## NATIONAL STATISTICS OFFICE OF GEORGIA

20.05.2024

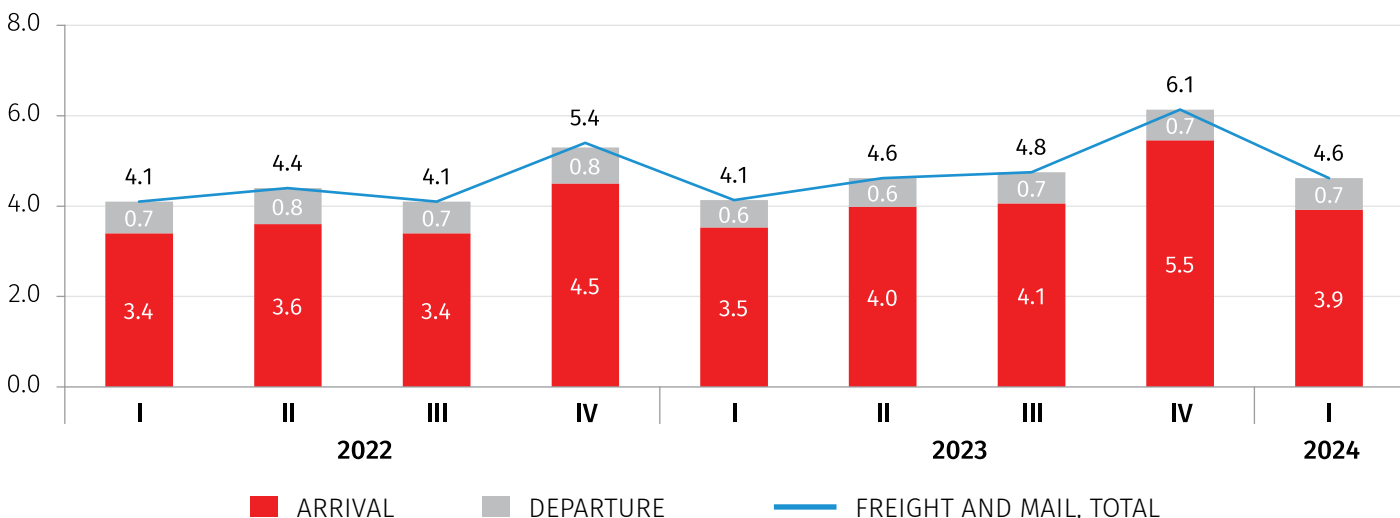
In the first quarter of 2024, the number of passenger flights from Georgian airports increased by 22.8 percent compared to the corresponding period of the previous year and amounted to 5.9 thousands.

**NUMBER OF PASSENGER FLIGHTS,  
(THOUSAND)**



In the first quarter of 2024, in airports of Georgia volume of freight and mail amounted to 4.6 thousand tons, of which 84.8 percent was arrived freight and 15.2 percent was departed freight.

**FREIGHT AND MAIL CARRIED IN AIRPORTS OF GEORGIA,  
(THOUSAND TONS)**

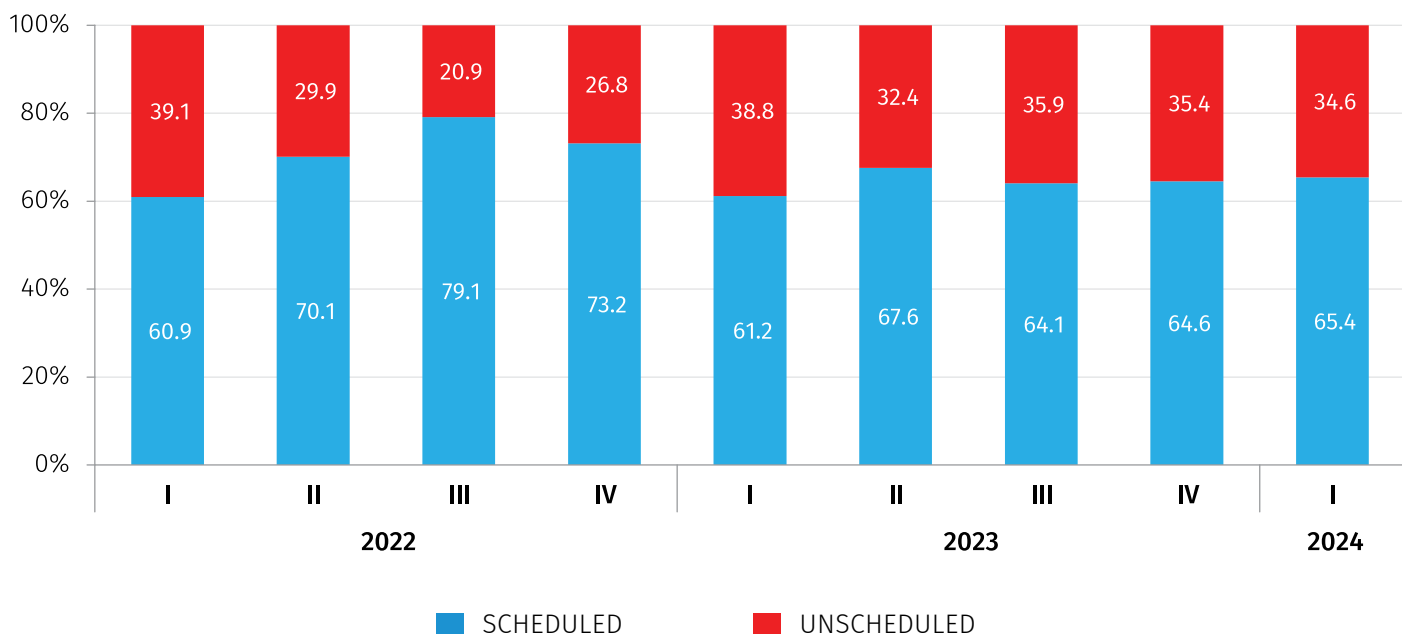


## NATIONAL STATISTICS OFFICE OF GEORGIA

20.05.2024

The chart below shows the distribution of freight volume carried in Georgian airports by flight categories.

**PERCENTAGE DISTRIBUTION OF FREIGHT AND MAIL VOLUME BY FLIGHT CATEGORY,  
(%)**



In the first quarter of 2024, 0.3 thousand freight flights were carried out in the airports of Georgia, which is 8.5 percent more than the corresponding figure to of the previous year.

### CONTACT PERSONS:

Daviti Zhorzholiani, Tel.: (+995 32) 236 72 10 (601), E-mail: [dzhorzholiani@geostat.ge](mailto:dzhorzholiani@geostat.ge)

Mariam Kavelashvili, Tel.: (+995 32) 236 72 10 (020), E-mail: [mkavelashvili@geostat.ge](mailto:mkavelashvili@geostat.ge)