

NATIONAL STATISTICS OFFICE OF GEORGIA

INDICATOR OF POVERTY AND GINI COEFFICIENTS

2023



29.05.2024

INDICATOR OF POVERTY AND GINI COEFFICIENTS
2023 YEAR

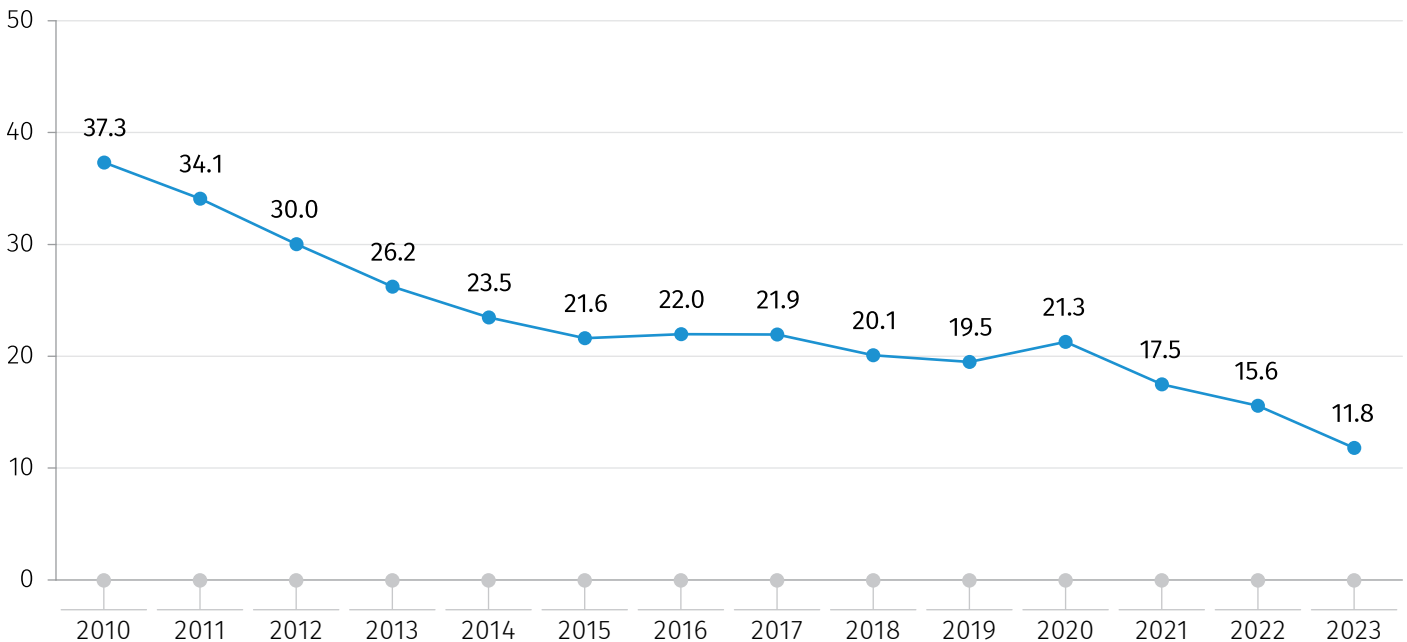
ABSOLUTE POVERTY

In 2023, the share of the population under the absolute poverty line (absolute poverty rate) in Georgia decreased by 3.8 percentage points compared to the previous year, amounting to 11.8 percent.

The chart below presents the share of the population under the absolute poverty line for 2010-2023 years.

CHART №1

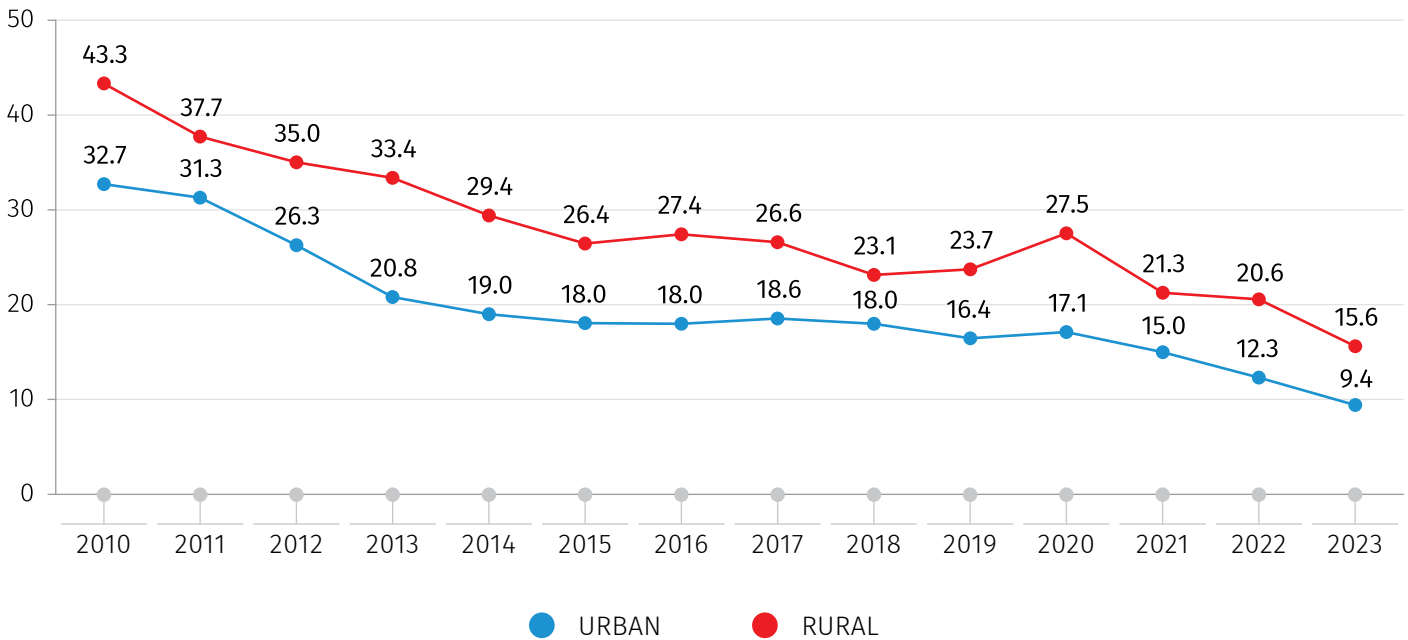
SHARE OF POPULATION UNDER ABSOLUTE POVERTY LINE
(%)



In 2023, the absolute poverty rate in urban areas decreased by 2.9 percentage points, amounting to 9.4 percent, while in rural areas it decreased by 5.0 percentage points, amounting to 15.6 percent.

The chart below presents the share of the population under the absolute poverty line by urban and rural areas for 2010-2023 years.

SHARE OF POPULATION UNDER ABSOLUTE POVERTY LINE
BY URBAN AND RURAL AREAS
(%)



In 2023, the absolute poverty rate decreased compared to the previous year across all age groups of the population. Specifically, the indicator was 16.0 percent in the age group under 18 years (-4.3 percentage points), in the 18-64 age group – 11.5 percent (-3.8 percentage points), and in the age group 65 and older – 8.0 percent (-2.5 percentage points).

The absolute poverty rates for women decreased by 3.9 percentage points, amounting to 11.5 percent, while for men it decreased by 3.7 percentage points, amounting to 12.2 percent.

NATIONAL STATISTICS OFFICE OF GEORGIA

29.05.2024

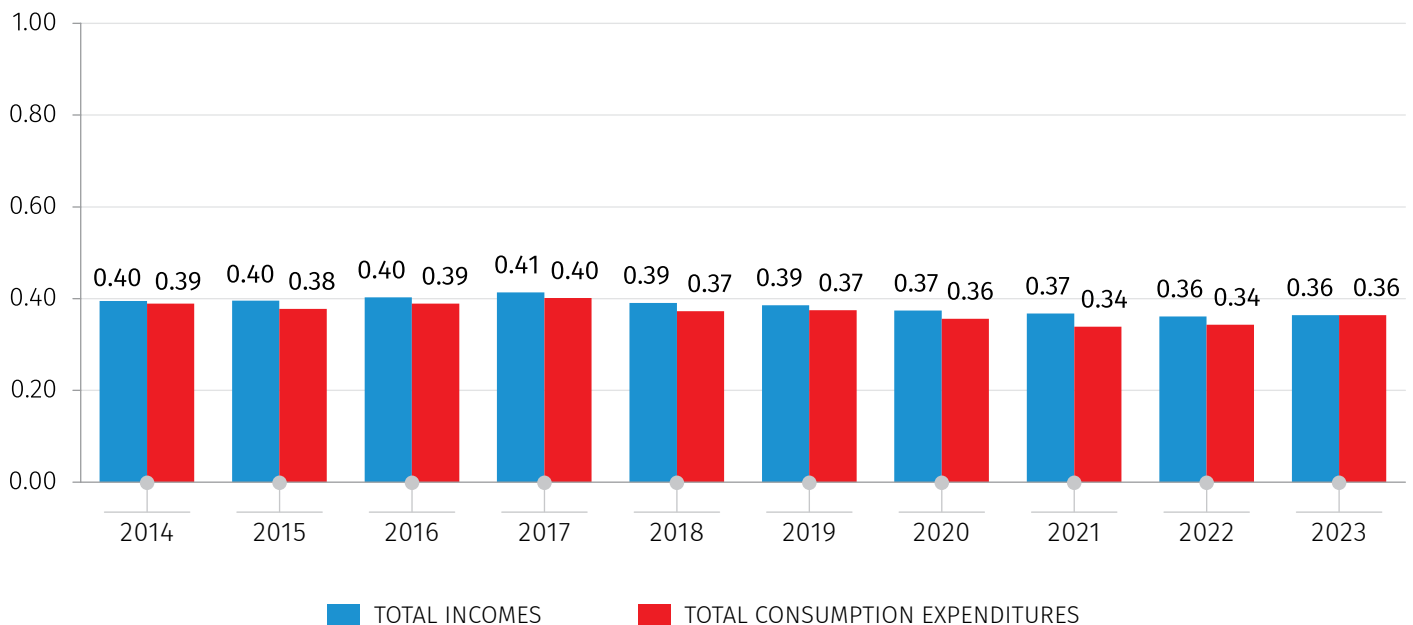
GINI COEFFICIENTS

In 2023, compared to the previous year, the value of the Gini coefficient remained unchanged at 0.36 and 0.37 by total income and total inflows, respectively, while it increased by 0.02 for total consumption expenditures, amounting to 0.36, and for total expenditures, it increased by 0.01, reaching 0.40.

The chart below presents the Gini coefficient by total incomes and total consumption expenditures for 2014-2023 years.

CHART №3

GINI COEFFICIENT BY TOTAL INCOMES AND CONSUMPTION EXPENDITURES



CONTACT PERSONS:

Vasil Tsakadze, Tel.: (+995 32) 236 72 10 (600). E-mail: vtsakadze@geostat.ge

Mariam Kavelashvili, Tel.: (+995 32) 236 72 10 (020). E-mail: mkavelashvili@geostat.ge