

NATIONAL STATISTICS OFFICE OF GEORGIA

RESULTS OF ACTIVITY OF ENTERPRISES 2024 I QUARTER



04.06.2024
www.geostat.ge

NATIONAL STATISTICS OFFICE OF GEORGIA

04.06.2024

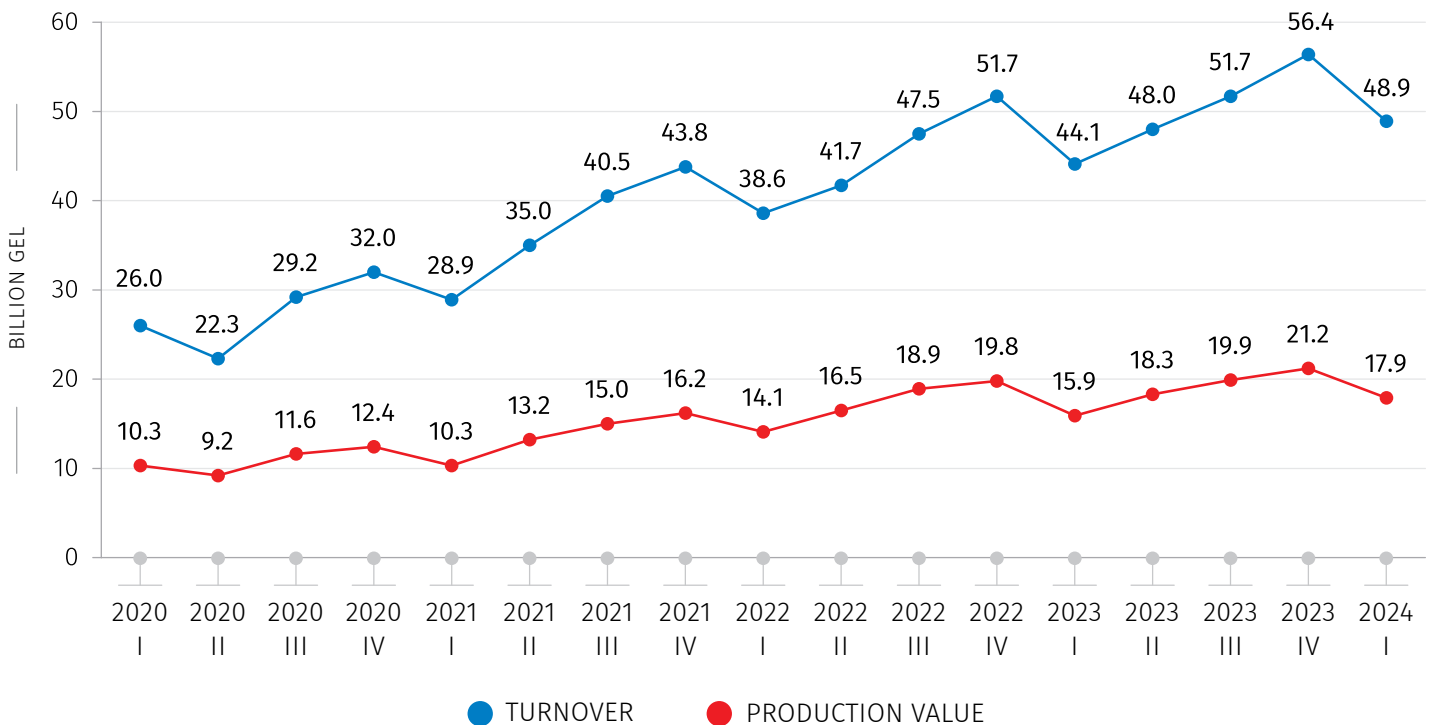
ACTIVITIES OF ENTERPRISES

I QUARTER, 2024

In the I quarter of 2024 compared to the same quarter of previous year the volume of business sector turnover increased by 10.7 percent and amounted to 48.9 billion GEL.

The production value of the business sector is characterized by the increasing tendency. In the I quarter of 2024, its volume equaled to 17.9 billion GEL, which is year-on-year 12.6 percent more:

VOLUME OF BUSINESS SECTOR TURNOVER AND PRODUCTION VALUE BY QUARTERS



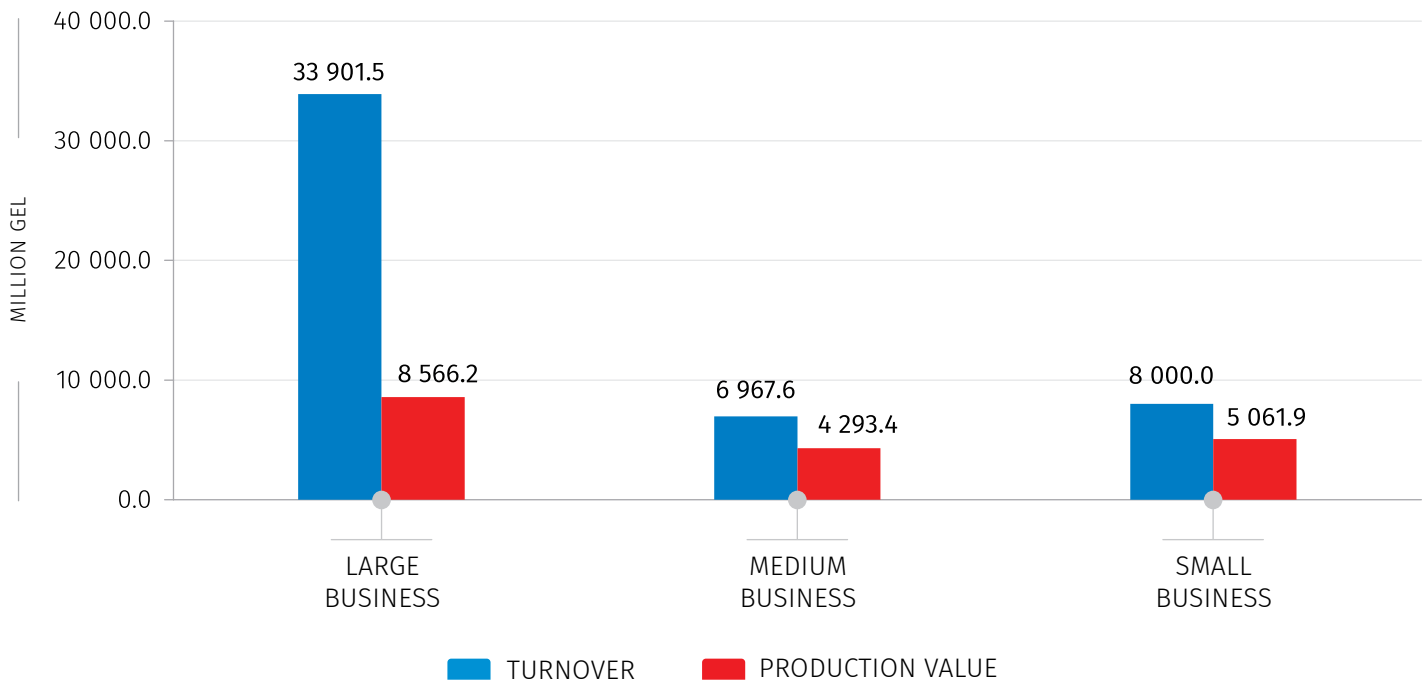
NATIONAL STATISTICS OFFICE OF GEORGIA

04.06.2024

In the I quarter of 2024, 69.4 percent of total turnover comes on large and 14.3 percent – on medium businesses while 16.4 percent is distributed to small business.

A small difference is in case of total production value: 47.8 percent comes on large, 24.0 percent – on medium and 28.2 percent on small businesses.

BUSINESS SECTOR TURNOVER AND PRODUCTION VALUE BY SIZE OF ENTERPRISES, I QUARTER, 2024

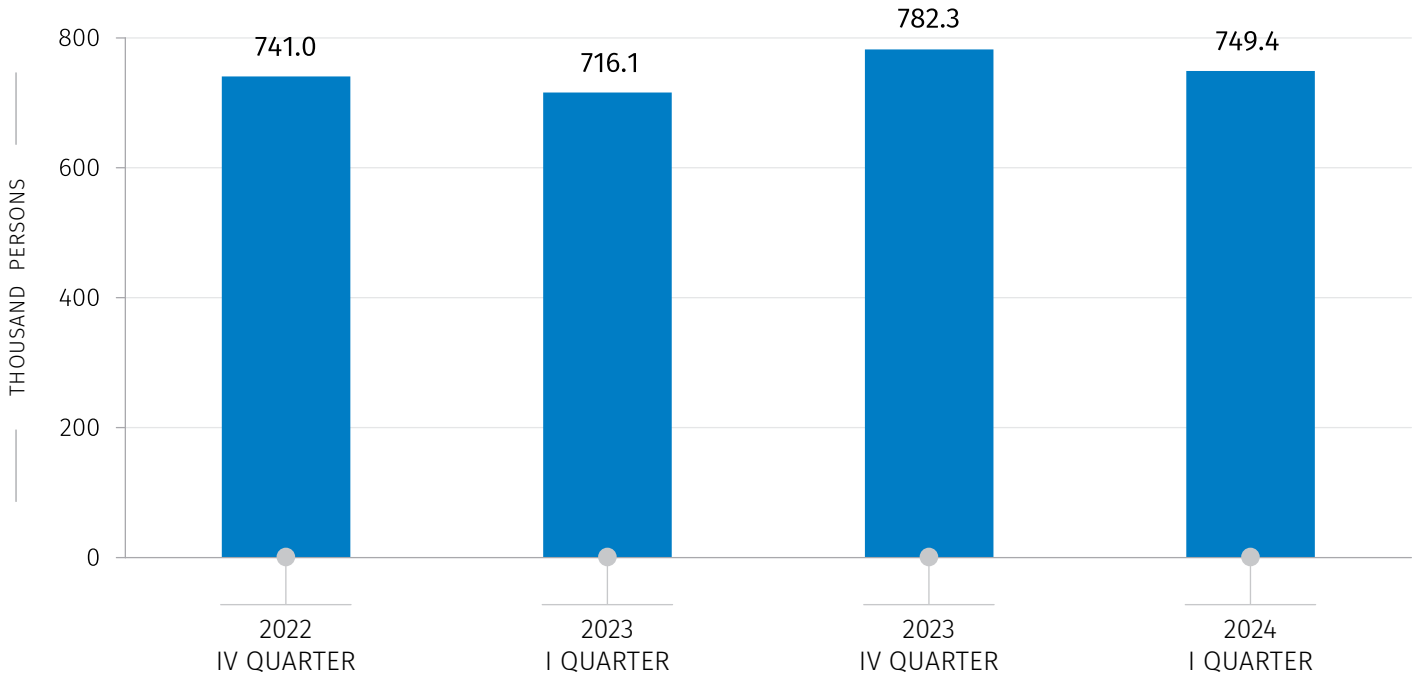


In I quarter of 2024, total purchases of goods and services carried out by enterprises equaled to 25.8 billion GEL (year-on-year 7.0 percent more), while the purchase goods and services for resale amounted 16.0 billion GEL (year-on-year 1.6 percent more).

In the I quarter of 2024, the average number of persons employed equaled to 749.4 thousand, which is year-on-year 4.6 percent more. Out of the total number of persons employed, 43.5 percent are female and 56.5 percent are male.

04.06.2024

NUMBER OF PERSONS EMPLOYED IN BUSINESS SECTOR
BY QUARTERS



44.3 percent of total number of persons employed comes on large, 19.5 percent – on medium and 36.1 percent - on small businesses.

The total number of employees amounted 703.2 thousands (year-on-year 3.8 percent more). The total personnel costs of enterprises equaled to 4 269.1 million GEL (year-on-year 17.1 percent more).

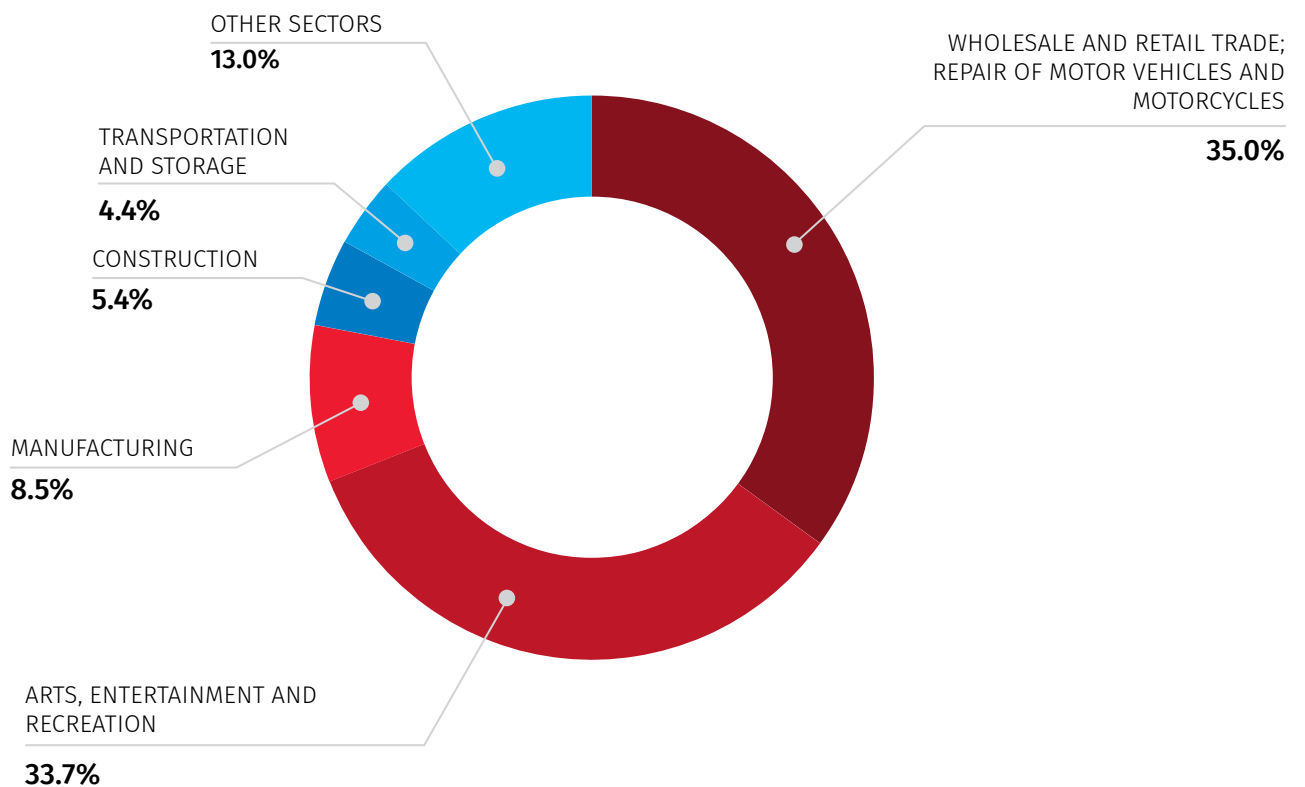
In the I quarter of 2024, average monthly remuneration of employed persons equaled to 1 985.4 GEL (year-on-year increase by 226.3 GEL) while remuneration of employed women made up 1 559.2 GEL (year-on-year increase by 163.7 GEL). Average monthly remuneration of employed persons by size of enterprises is as follows:

- Large business – 2 110.3 GEL
- Medium business – 2 385.0 GEL
- Small business – 1 540.8 GEL

04.06.2024

In the I quarter of 2024, the trade sector (including repair of motor vehicles and motorcycles) has the highest share (35.0 percent) in the total turnover in business sector, followed by arts, entertainment and recreation with 33.7 percent share, manufacturing – 8.5 percent, construction – 5.4 percent, transportation and storage – 4.4 percent and other sectors with 13.0 percent share:

**TURNOVER IN BUSINESS SECTOR,
I QUARTER, 2024**

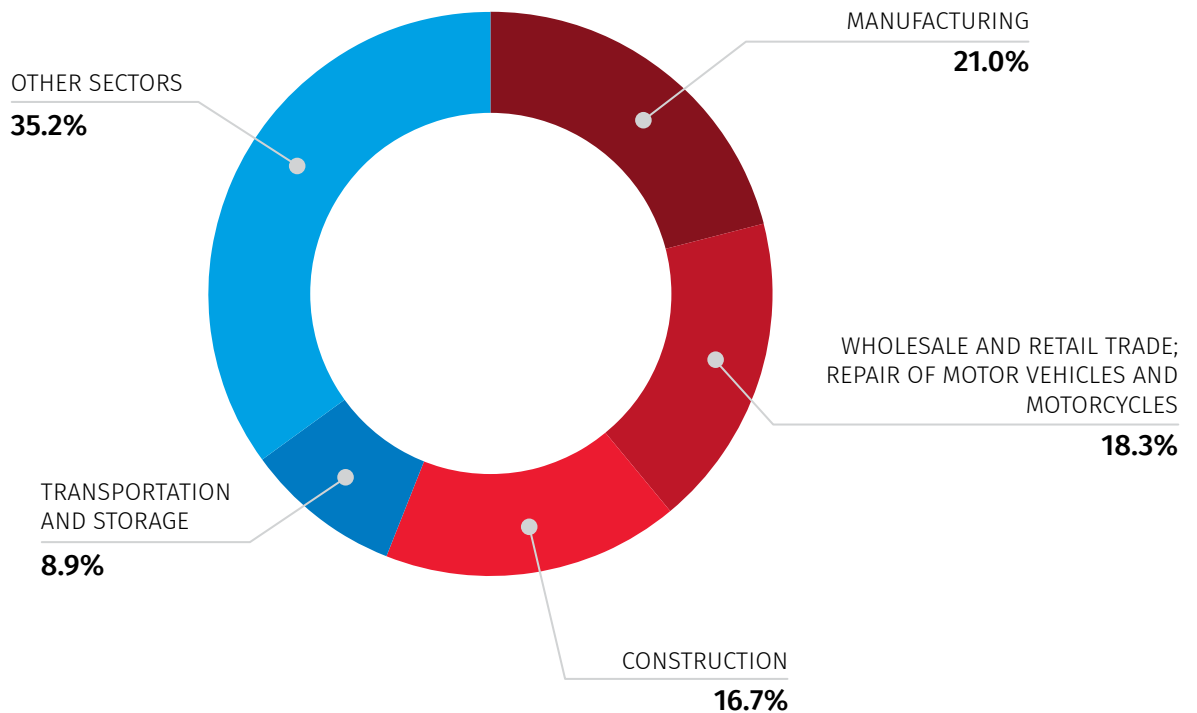


NATIONAL STATISTICS OFFICE OF GEORGIA

04.06.2024

In the I quarter of 2024, manufacturing (21.0 percent), trade (18.3 percent), construction (16.7 percent), and transportation and storage (8.9 percent) are on the top four places in business sector production value. Rest of sectors have the 35.2 percent share:

PRODUCTION VALUE IN BUSINESS SECTOR, I QUARTER, 2024

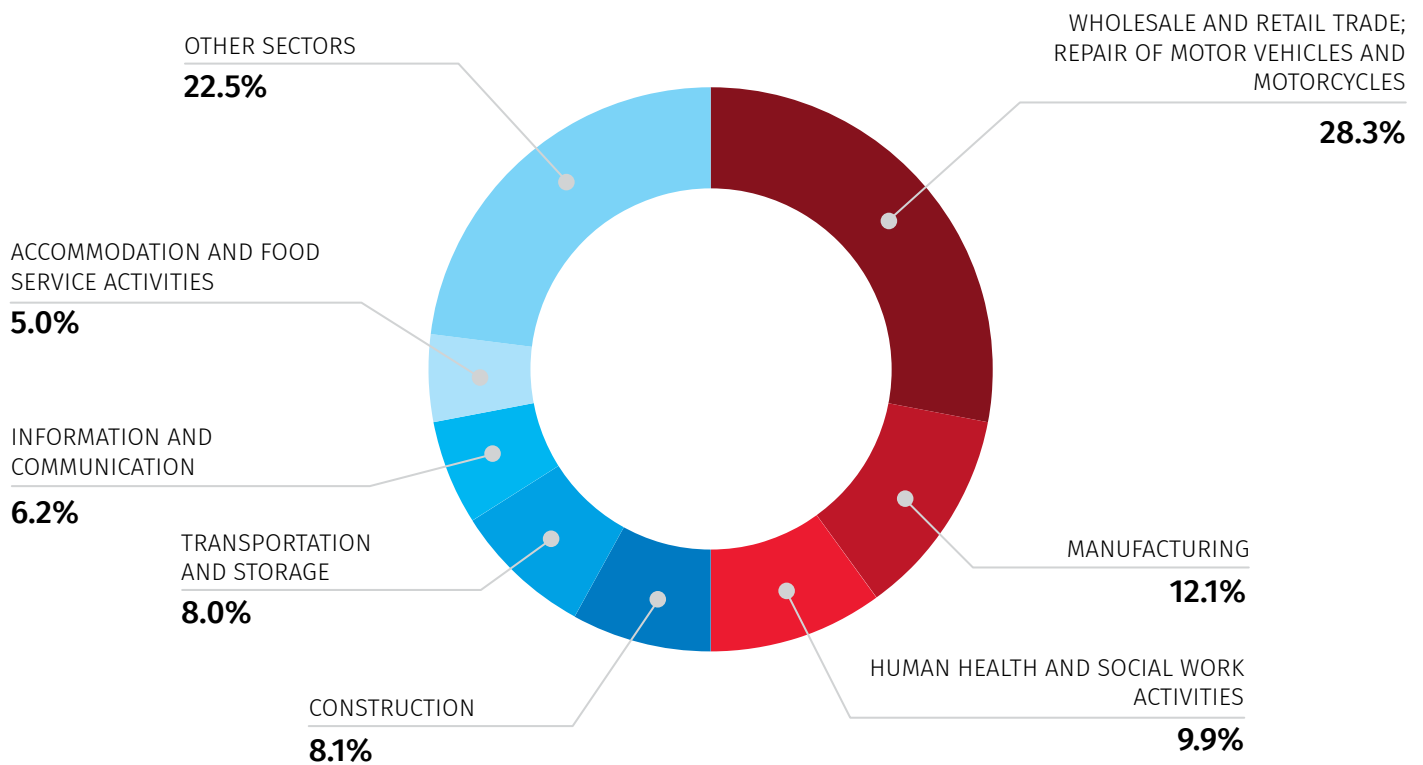


NATIONAL STATISTICS OFFICE OF GEORGIA

04.06.2024

In the I quarter of 2024, trade (wholesale and retail trade, repair of motor vehicles and motorcycles), manufacturing and Human health and social work activities are leading in business sector by number of employees (accordingly with 28.3 percent, 12.1 percent and 9.9 percent share). However, Enterprises engaged in construction activities (8.1 percent), transportation and storage (8.0 percent), Information and communication (6.2 percent) and Accommodation and food service activities (5.0 percent) have also a significant share:

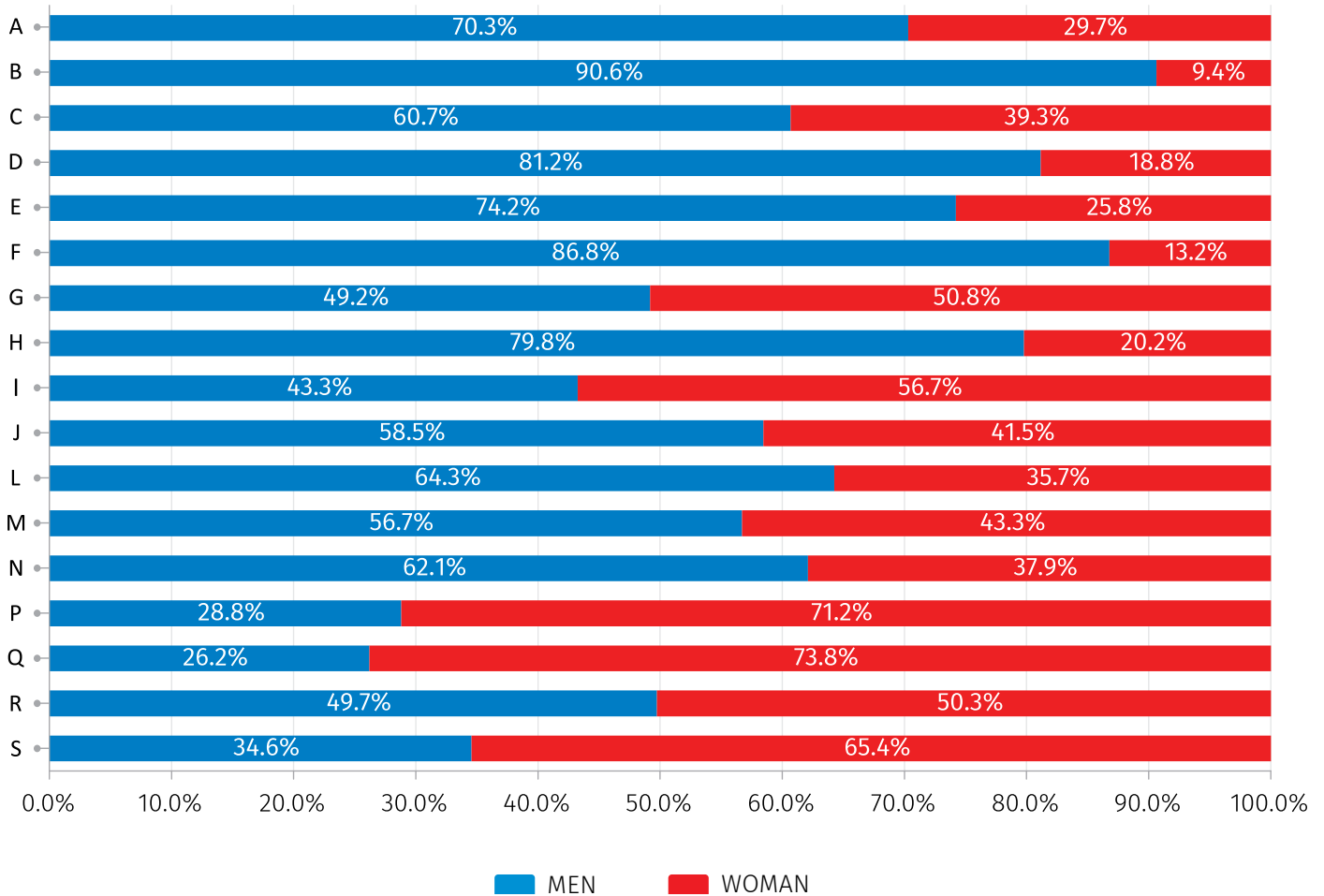
**NUMBER OF EMPLOYEES IN BUSINESS SECTOR,
I QUARTER, 2024**



NATIONAL STATISTICS OFFICE OF GEORGIA

04.06.2024

The chart below shows the distribution of total number of employees by economic activities and sex:



NATIONAL STATISTICS OFFICE OF GEORGIA

04.06.2024

The table below shows year-on-year the variability of business sector turnover in the I quarter of 2024 by kind of economic activities:

TURNOVER IN BUSINESS SECTOR BY KIND OF ECONOMIC ACTIVITIES

TURNOVER (MIL. GEL) NACE REV. 2	I QUARTER 2023	I QUARTER 2024	INCREASE RATE IN I QUARTER OF 2024 COMPARED TO I QUARTER OF 2023
BY KIND OF ECONOMIC ACTIVITIES - TOTAL	44 134.2	48 869.0	110.7
Agriculture, forestry and fishing	189.3	202.2	106.8
Mining and quarrying	307.3	308.0	100.2
Manufacturing	3 445.6	4 156.2	120.6
Electricity, gas, steam and air conditioning supply	1 514.0	1 582.1	104.5
Water supply, sewerage, waste management and remediation activities	102.9	119.6	116.2
Construction	2 141.5	2 633.8	123.0
Wholesale and retail trade; repair of motor vehicles and motorcycles	16 601.8	17 116.7	103.1
Transportation and storage	1 986.0	2 140.9	107.8
Accommodation and food service activities	559.0	679.7	121.6
including:			
Accommodation	184.4	246.3	133.6
Food service	374.6	433.5	115.7
Information and communication	1 194.6	1 353.8	113.3
Real estate activities	474.6	531.1	111.9
Professional, scientific and technical activities	461.0	548.4	118.9
Administrative and support service activities	299.9	338.4	112.9
Education	154.6	209.6	135.6
Human health and social work activities	391.2	409.4	104.6
Arts, entertainment and recreation	14 259.6	16 487.9	115.6
Other service activities	51.3	51.3	100.1

NATIONAL STATISTICS OFFICE OF GEORGIA

04.06.2024

The table below shows year-on-year the variability of business sector production value in the I quarter of 2024 by kind of economic activities:

BUSINESS SECTOR PRODUCTION VALUE BY KIND OF ECONOMIC ACTIVITIES

PRODUCTION VALUE (MIL. GEL) NACE REV. 2	I QUARTER 2023	I QUARTER 2024	INCREASE RATE IN I QUARTER OF 2024 COMPARED TO I QUARTER OF 2023
BY KIND OF ECONOMIC ACTIVITIES - TOTAL	15 916.2	17 921.5	112.6
Agriculture, forestry and fishing	202.1	215.9	106.8
Mining and quarrying	283.9	298.4	105.1
Manufacturing	3 373.0	3 761.4	111.5
Electricity, gas, steam and air conditioning supply	782.7	771.4	98.6
Water supply, sewerage, waste management and remediation activities	114.3	134.0	117.3
Construction	2 366.4	2 986.4	126.2
Wholesale and retail trade; repair of motor vehicles and motorcycles	3 059.2	3 280.3	107.2
Transportation and storage	1 423.6	1 593.1	111.9
Accommodation and food service activities	573.3	682.5	119.1
including:			
Accommodation	198.6	249.0	125.4
Food service	374.6	433.5	115.7
Information and communication	1 142.8	1 320.1	115.5
Real estate activities	404.8	463.4	114.5
Professional, scientific and technical activities	404.7	470.6	116.3
Administrative and support service activities	230.0	256.6	111.6
Education	162.9	218.1	133.9
Human health and social work activities	615.8	631.7	102.6
Arts, entertainment and recreation	727.2	787.3	108.3
Other service activities	49.5	50.3	101.6

NATIONAL STATISTICS OFFICE OF GEORGIA

04.06.2024

The table below shows year-on-year the variability of number of employees in business sector in the I quarter of 2024 by kind of economic activities:

NUMBER OF EMPLOYEES IN BUSINESS SECTOR BY KIND OF ECONOMIC ACTIVITIES

NUMBER OF EMPLOYEES (UNIT) NACE REV. 2	I QUARTER 2023	I QUARTER 2024	INCREASE RATE IN I QUARTER OF 2024 COMPARED TO I QUARTER OF 2023
BY KIND OF ECONOMIC ACTIVITIES - TOTAL	716 122	749 418	104.6
Agriculture, forestry and fishing	11 242	11 376	101.2
Mining and quarrying	12 090	12 388	102.5
Manufacturing	87 918	90 369	102.8
Electricity, gas, steam and air conditioning supply	15 839	16 782	106.0
Water supply, sewerage, waste management and remediation activities	14 979	15 835	105.7
Construction	57 433	60 564	105.5
Wholesale and retail trade; repair of motor vehicles and motorcycles	199 544	212 297	106.4
Transportation and storage	58 742	59 889	102.0
Accommodation and food service activities	35 261	37 514	106.4
including:			
Accommodation	13 310	14 088	105.8
Food service	21 951	23 426	106.7
Information and communication	41 895	46 301	110.5
Real estate activities	17 525	18 410	105.1
Professional, scientific and technical activities	22 680	23 366	103.0
Administrative and support service activities	20 638	20 916	101.3
Education	24 321	24 519	100.8
Human health and social work activities	73 525	73 820	100.4
Arts, entertainment and recreation	16 086	18 330	114.0
Other service activities	6 404	6 741	105.3

NATIONAL STATISTICS OFFICE OF GEORGIA

04.06.2024

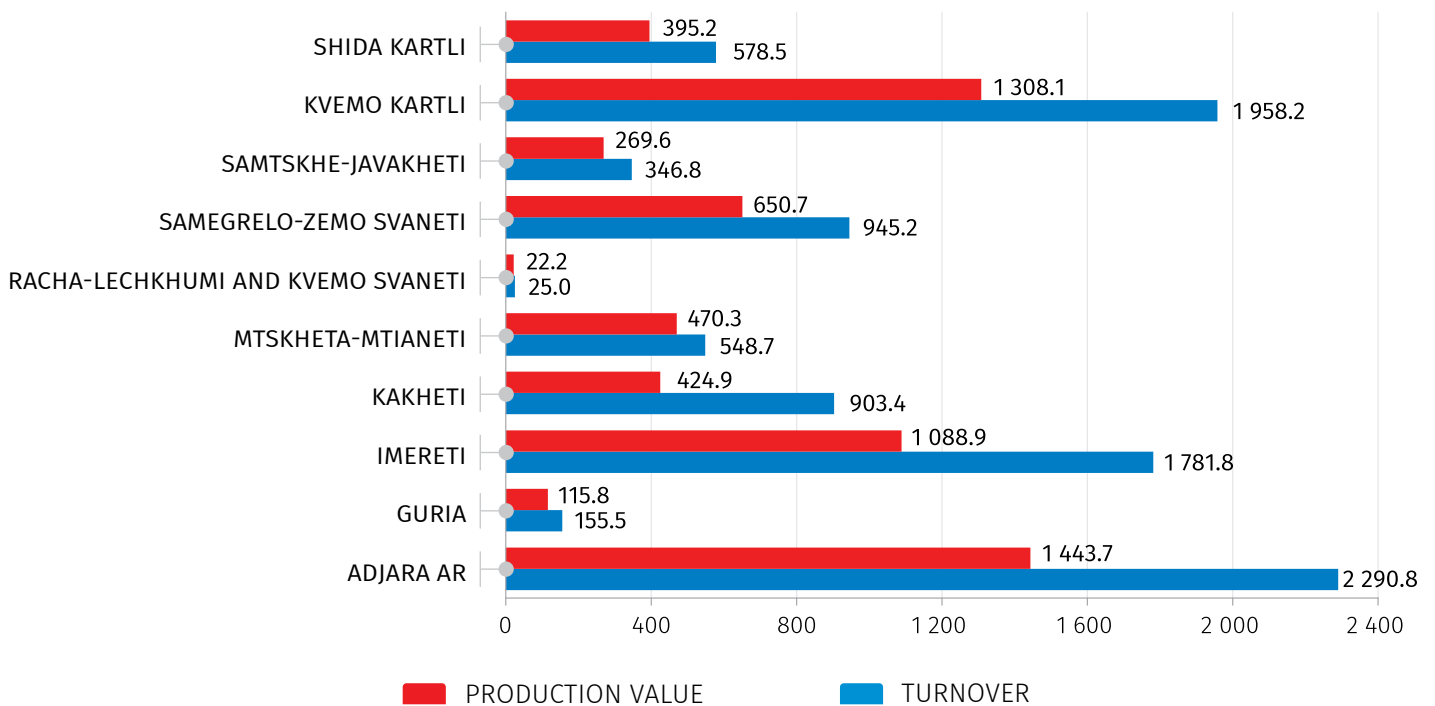
By regions, Tbilisi and following regions are leading in gross turnover:

REGION	%
Tbilisi	80.5
Adjara	4.7
Kvemo Kartli	4.0
Imereti	3.6
Samegrelo-Zemo svaneti	1.9

By regions, Tbilisi and following regions are still leading in gross production value:

REGION	%
Tbilisi	65.4
Adjara	8.1
Kvemo Kartli	7.3
Imereti	6.1
Samegrelo-Zemo svaneti	3.6

The chart below shows turnover and production value by region, except Tbilisi (in mln. GEL):



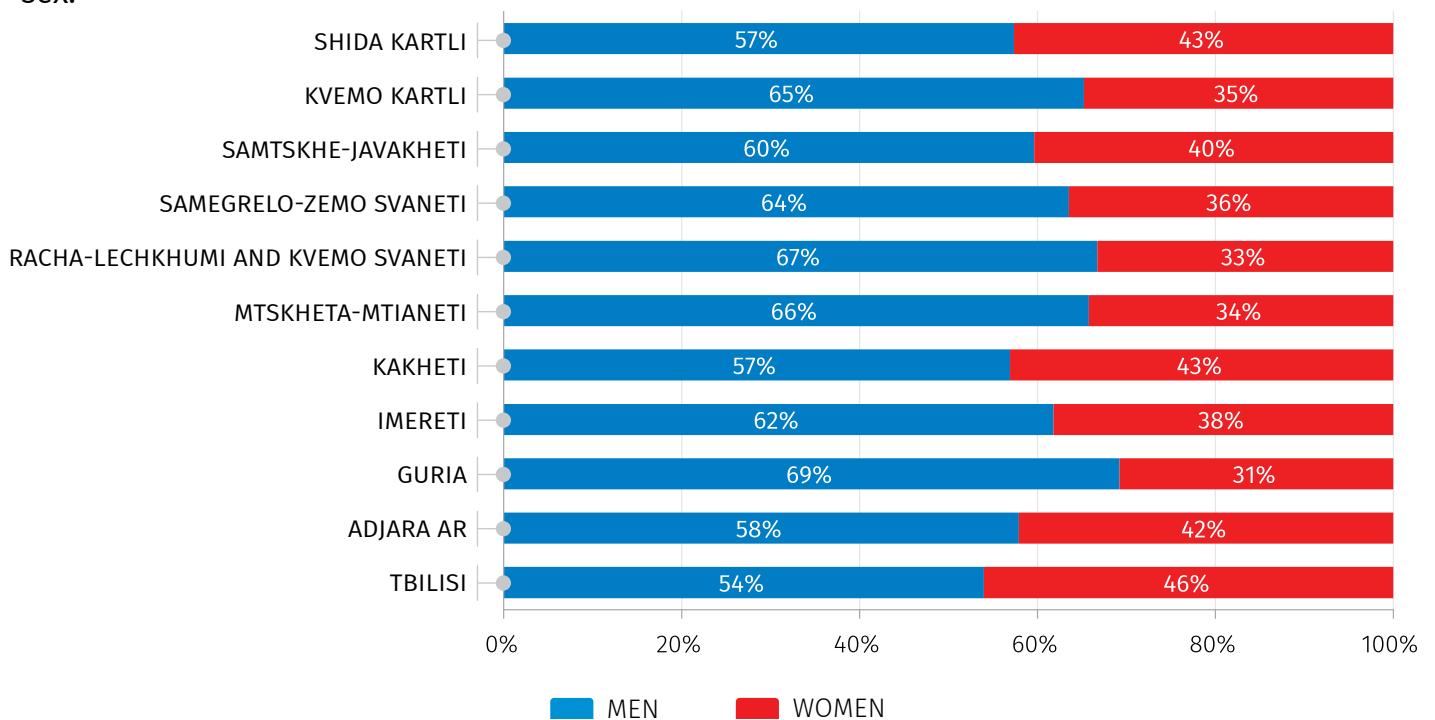
NATIONAL STATISTICS OFFICE OF GEORGIA

04.06.2024

Number of employees by regions is distributed as follows:

- Tbilisi – 65.5 percent
- Adjara – 9.1 percent
- Imereti – 6.8 percent
- Kvemo Kartli – 5.7 percent
- Samegrelo-Zemo svaneti – 3.5 percent
- Kakheti – 2.8 percent
- Shida Kartli – 2.2 percent
- Mtskheta-Mtianeti – 1.7 percent
- Samtskhe-Javakheti – 1.4 percent
- Guria – 0.9 percent
- Racha-Lechkhumi and Kvemo Svaneti – 0.2 percent

The figure below shows the distribution of total number of employees in separate regions by sex:



04.06.2024

NOTES:

1. Statistical survey does not include:
 - K, O, T, U sectors of activities
 - 47.8 (Retail sale via stalls and markets)
2. Surveyed enterprises are classified:
 - By kind of main activities
 - According to actual address

04.06.2024

The following classification of economic activities is used in the release:

Classification of Economic Activities (based on european standards, NACE rev.2)

Names of Sections:

A	Agriculture, forestry and fishing
B	Mining and quarrying
C	Manufacturing
D	Electricity, gas, steam and air conditioning supply
E	Water supply, sewerage, waste management and remediation activities
F	Construction
G	Wholesale and retail trade; repair of motor vehicles and motorcycles
H	Transportation and storage
I	Accommodation and food service activities
J	Information and communication
K	Financial and insurance activities
L	Real estate activities
M	Professional, scientific and technical activities
N	Administrative and support service activities
O	Public administration and defence; Compulsory social security
P	Education
Q	Human health and social work activities
R	Arts, entertainment and recreation
S	Other service activities
T	Activities of households as employers; undifferentiated goods- and services-producing activities of households for own use
U	Activities of extraterritorial organizations and bodies

National Statistics Office of Georgia

CONTACT PERSONS:

Daviti Zhorzholiani, Tel: 2 36 72 10 (601) E-mail: dzhorzholiani@geostat.ge

Mariam Kavelashvili, Tel: 2 36 72 10 (020) E-mail: mkavelashvili@geostat.ge