

NATIONAL STATISTICS OFFICE OF GEORGIA

# INDICATORS OF CULTURE STATISTICS 2023



14.06.2024  
www.geostat.ge



14.06.2024

## CULTURE STATISTICS 2023

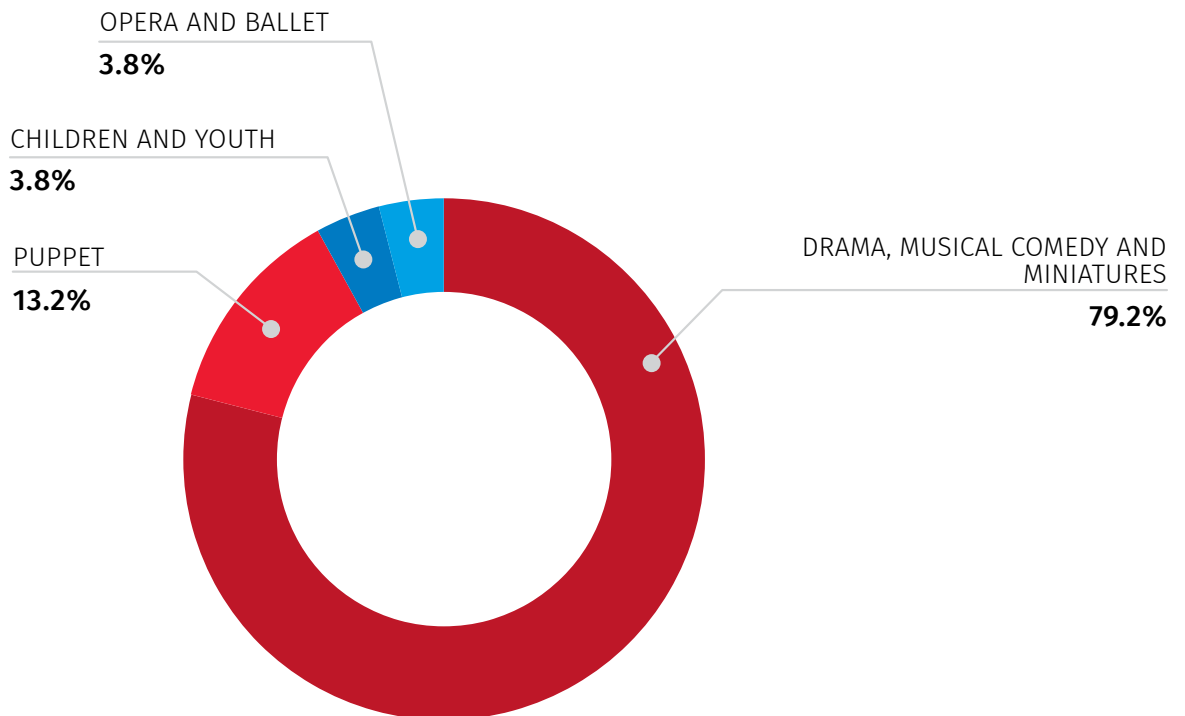
### STATISTICAL SURVEY OF THEATRES

In 2023, 53 professional theatres were operated in Georgia, of which 42 were Drama, Musical Comedy and Miniatures, 7 – Puppet, 2 - Opera and Ballet and 2 - Children’s and Youth theatres. The majority of theaters (52.8 percent) are operated in Tbilisi, 15.1 percent in Imereti, and 32.1 percent in other regions.

The chart below presents the distribution of professional theatres by theatre type, in 2023.

CHART №1

### DISTRIBUTION OF THEATRES BY THEATRE TYPE IN 2023



## NATIONAL STATISTICS OFFICE OF GEORGIA

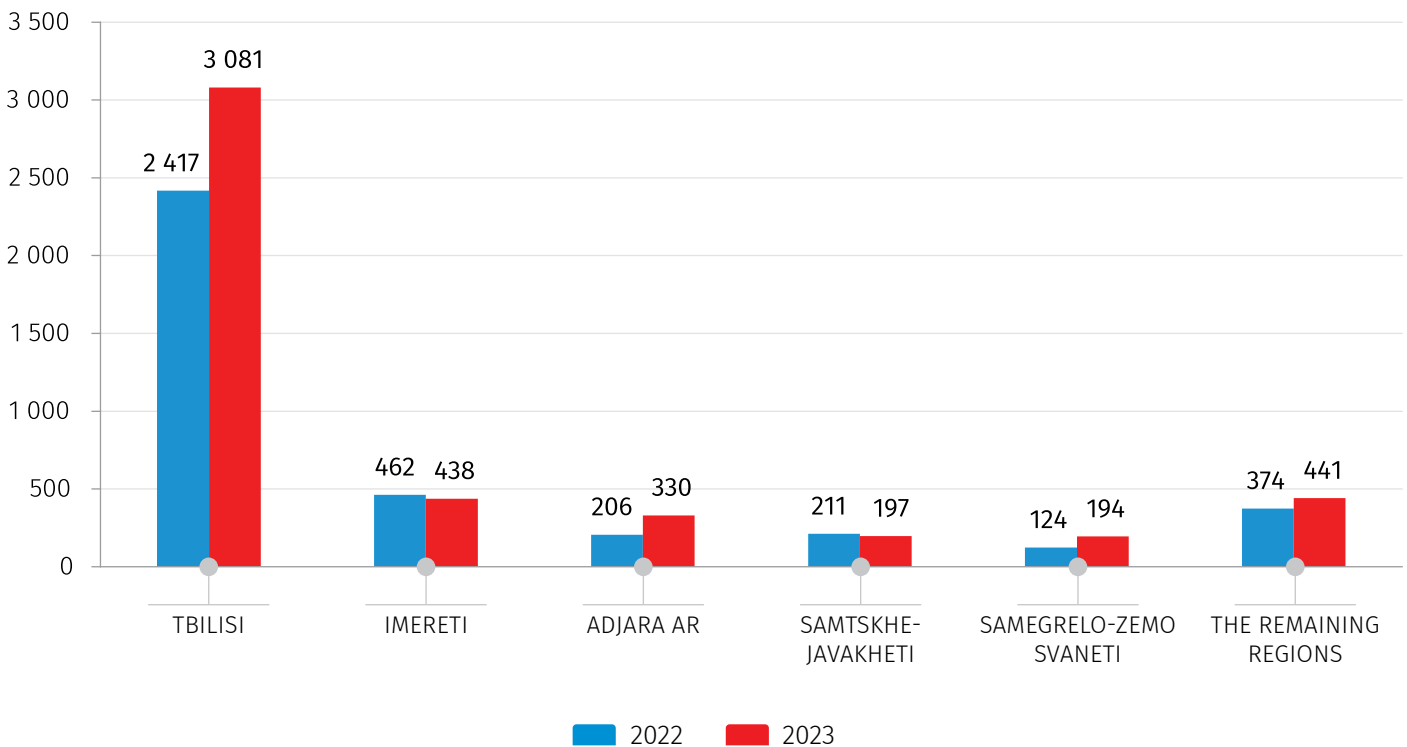
14.06.2024

In 2023, the number of events held in the country amounted to 4.9 thousand, of which the number of offsite events amounted to 231. The number of events held abroad amounted to 156.

The number of performances in 2023 increased by 23.4 percent compared to the previous year and amounted to 4 681. More than half of the performances (65.8 percent) were held in Tbilisi. The chart below presents the number of performances by regions in 2022-2023.

CHART №2

**NUMBER OF PERFORMANCES BY REGIONS IN 2022-2023**  
(UNIT)



## NATIONAL STATISTICS OFFICE OF GEORGIA

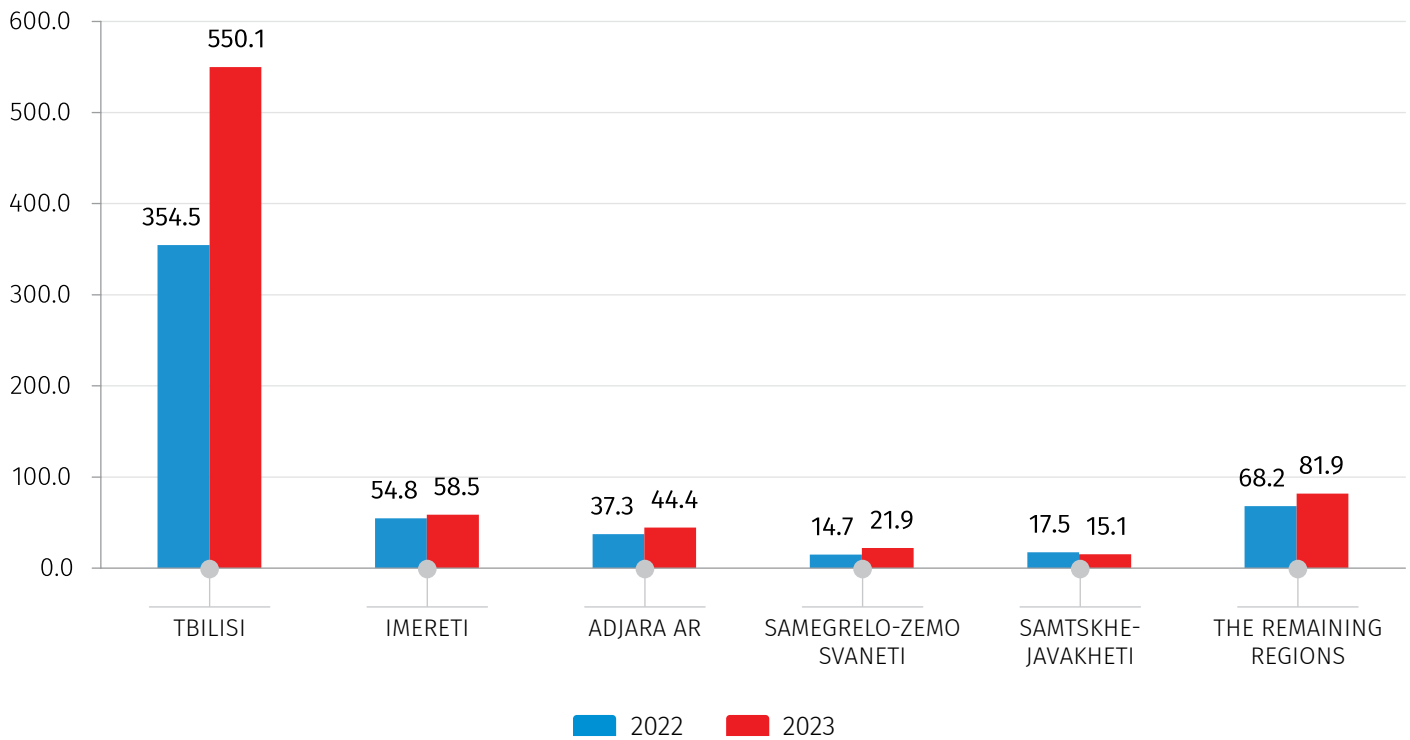
14.06.2024

In 2023, compared to the previous year, the total number of attendants, increased 1.4 times compared to the previous year and amounted to 772.0 thousand. The highest attendance rate was in Tbilisi (71.3 percent), followed by Imereti (7.6 percent).

The chart below presents the number of attendants by regions in 2022-2023.

CHART №3

**NUMBER OF ATTENDANTS BY REGIONS IN 2022-2023**  
(THOUSAND PERSONS)



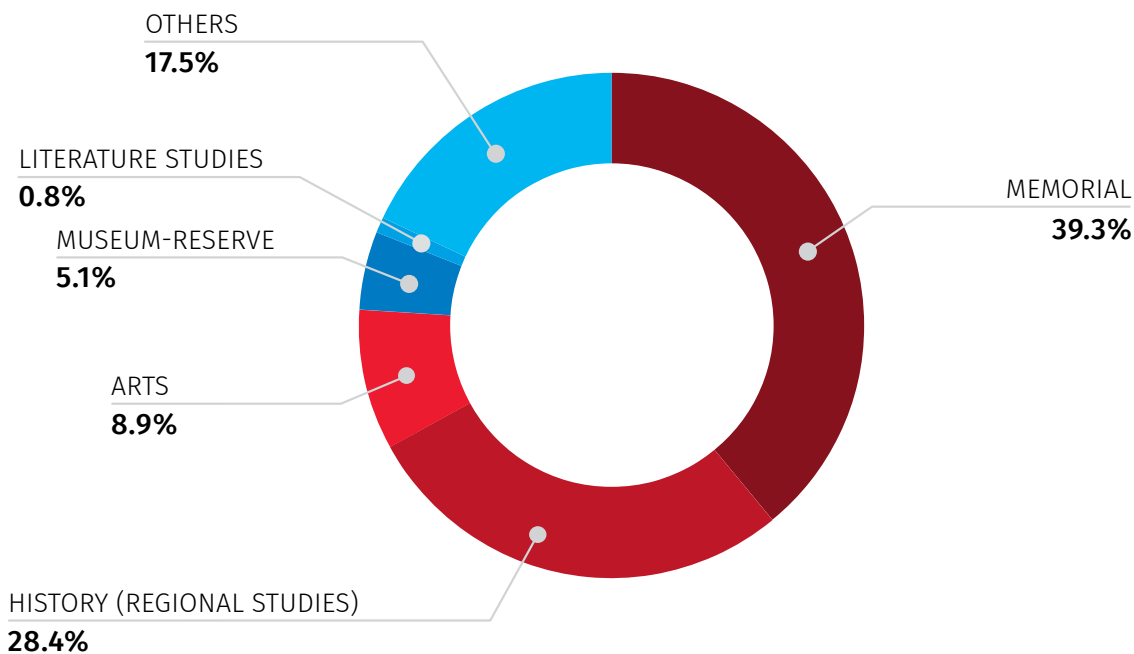
## STATISTICAL SURVEY OF MUSEUMS

In 2023, 257 museums and museum reserves were operated in Georgia, of which 101 were memorial, 73 - history (regional studies), 23 - arts, 13 - museum-reserve, 2 - literature studies, and 45 - other types of museums.

The chart below presents the distribution of museums and museum reserves by type in 2023.

CHART №4

### DISTRIBUTION OF MUSEUMS AND MUSEUM RESERVES IN 2023



## NATIONAL STATISTICS OFFICE OF GEORGIA

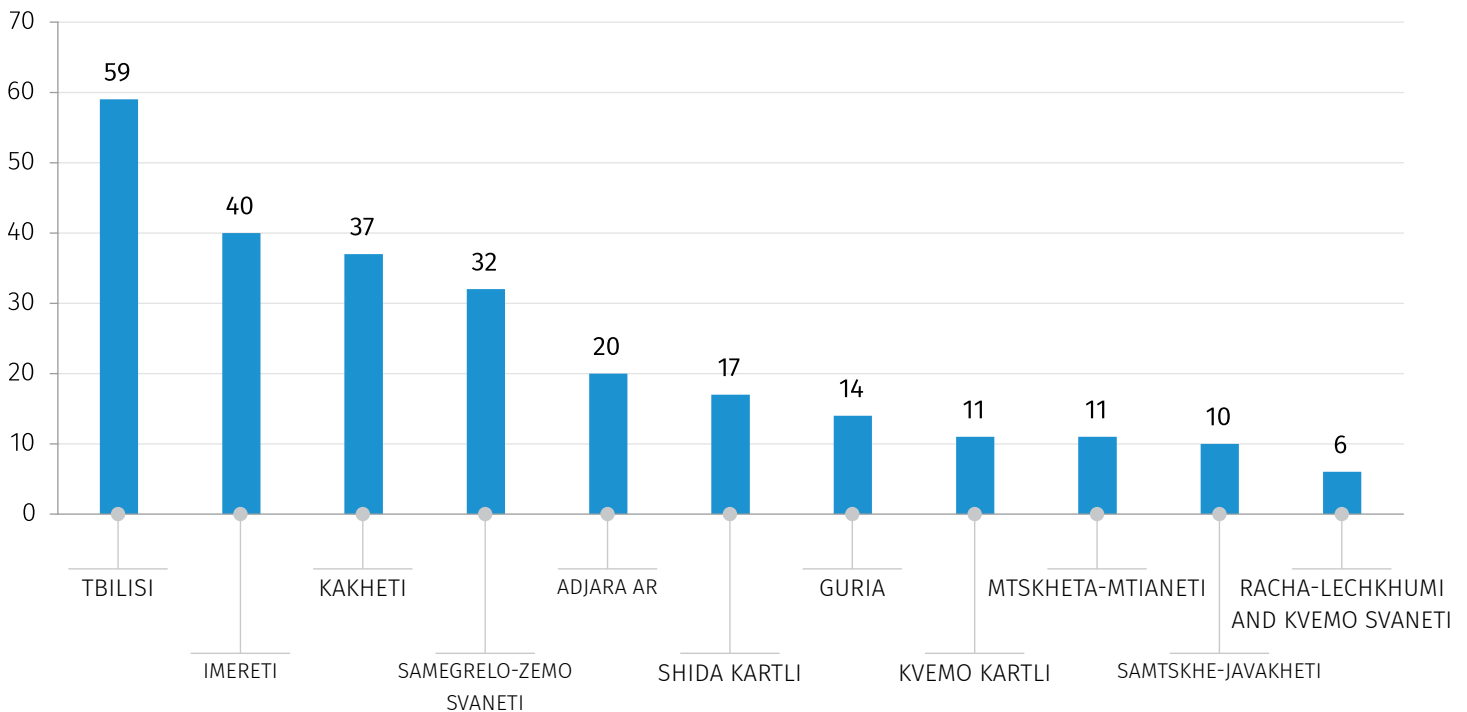
14.06.2024

In 2023, most museums were operated in Tbilisi (23.0%), followed by Imereti (15.6%) and Kakheti (14.4%).

The chart below presents the distribution of museums and museum-reserves by regions in 2023.

CHART №5

**NUMBER OF MUSEUMS AND MUSEUM-RESERVES BY REGIONS IN 2023**  
(UNIT)



## NATIONAL STATISTICS OFFICE OF GEORGIA

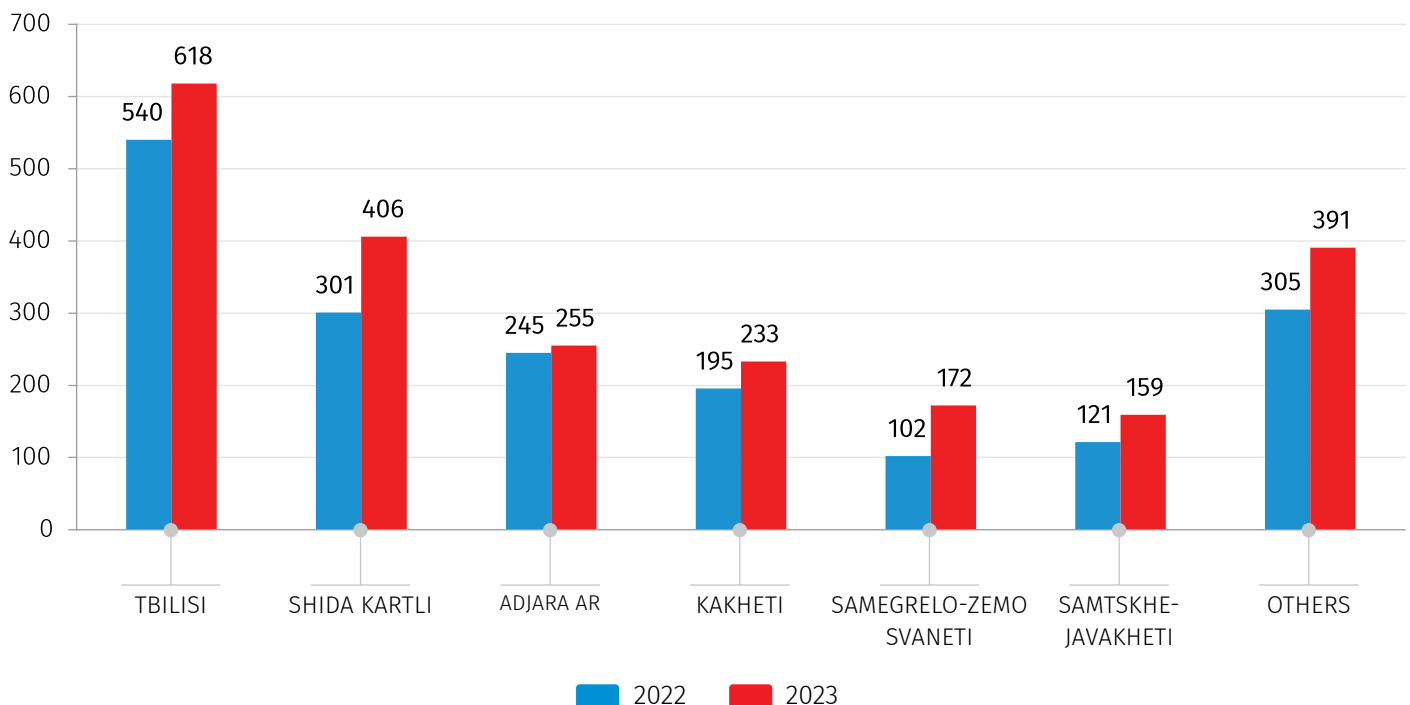
14.06.2024

In 2023, the number of visitors in museums increased by 22.9 percent compared to the previous year and amounted to 2.1 million. Average number of visitors per museum equaled to 8.1 thousand persons.

The chart below presents the number of visitors by regions in 2022-2023.

CHART №6

**NUMBER OF VISITORS BY REGIONS IN 2022-2023**  
(THOUSAND PERSONS)



In 2023, the number of excursions in museums increased by 18.7 percent and amounted to 46.4 thousand, the number of exhibitions increased by 7.3 percent and amounted to 916.

**CONTACT PERSONS:**

Vasil Tsakadze, Tel.: (+995 32) 236 72 10 (600). E-mail: [vtsakadze@geostat.ge](mailto:vtsakadze@geostat.ge)

Mariam Kavelashvili, Tel.: (+995 32) 236 72 10 (020). E-mail: [mkavelashvili@geostat.ge](mailto:mkavelashvili@geostat.ge)