

NATIONAL STATISTICS OFFICE OF GEORGIA

AVERAGE MONTHLY NOMINAL EARNINGS OF EMPLOYEES 2024 I QUARTER



17.06.2024

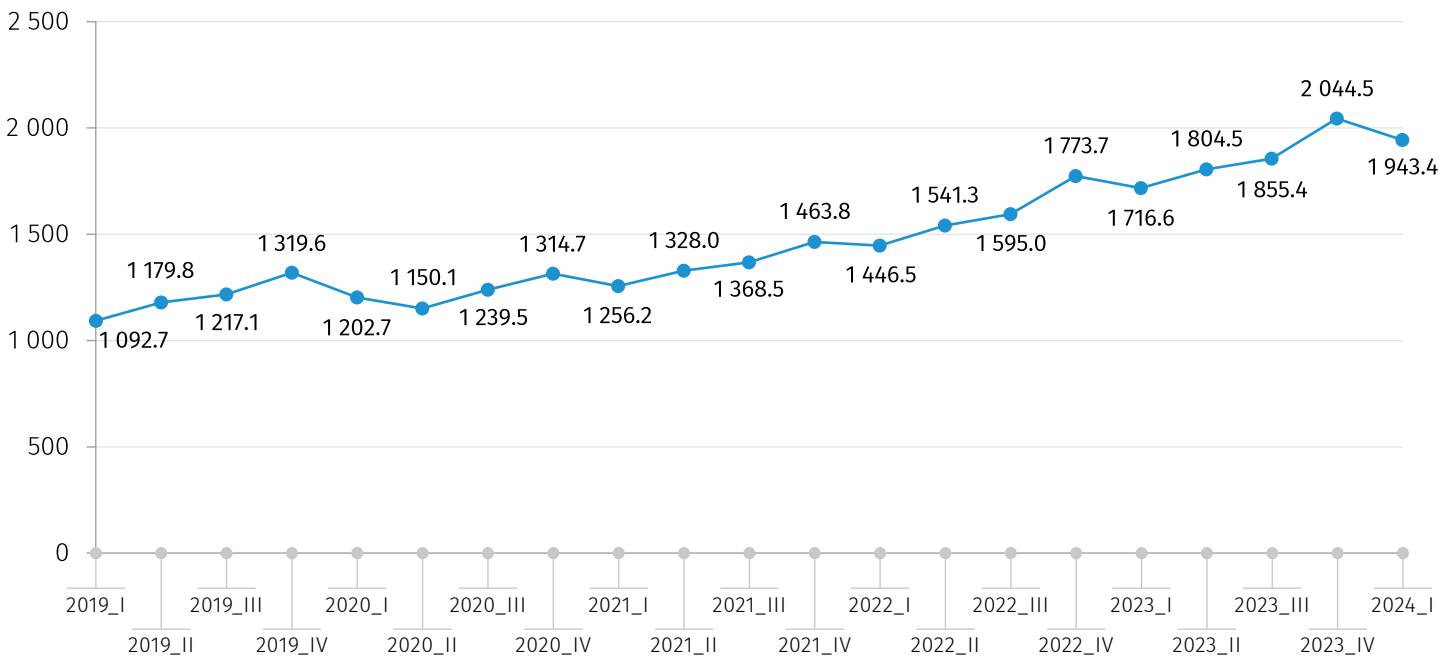
AVERAGE MONTHLY NOMINAL EARNINGS OF EMPLOYEES
(I QUARTER, 2024)

In the I quarter of 2024, the average monthly nominal earnings in Georgia increased by 13.2 percent (226.8 Gel) compared to the same quarter of the previous year and amounted to 1 943.4 Gel.

The chart below presents the distribution of the average monthly earnings of employees in 2019-2024, by quarters.

CHART №1

AVERAGE MONTHLY EARNINGS BY QUARTERS
(GEL)



17.06.2024

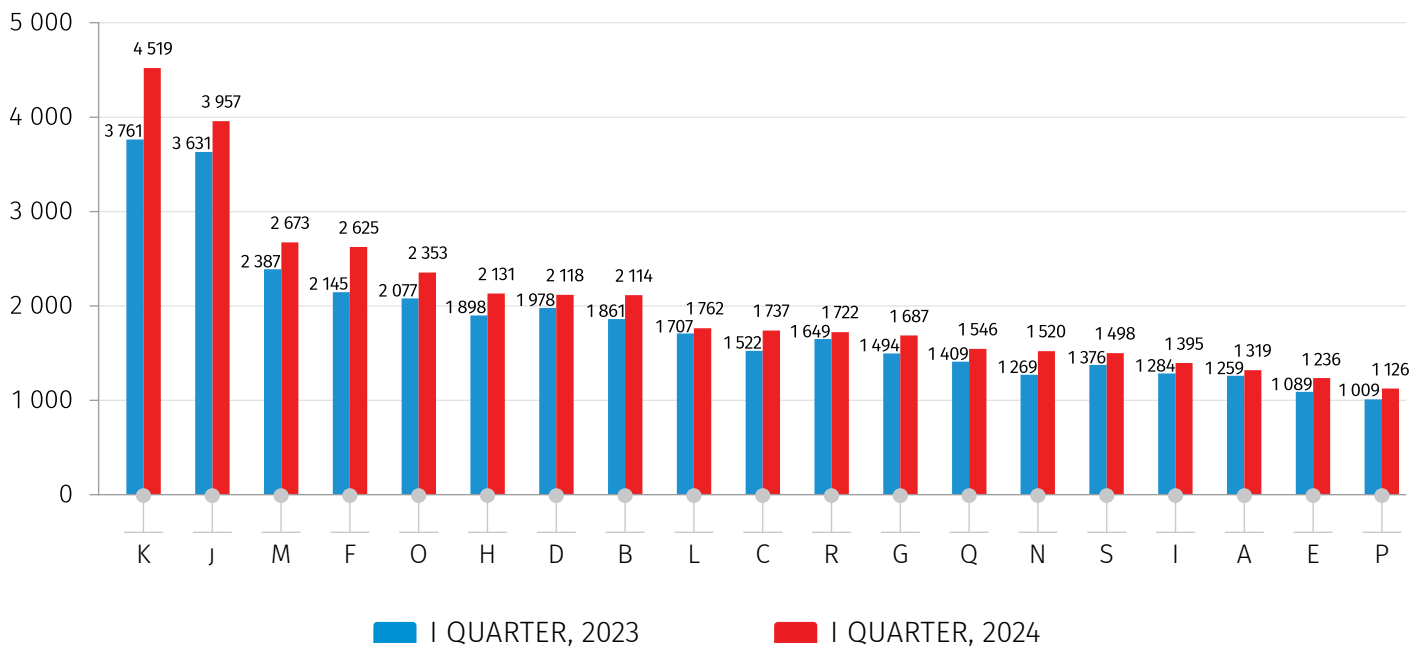
According to the economic activity the highest monthly earnings were observed in the following fields:

- Financial and insurance activities – 4 519.4 Gel (increased by 20.2 percent compared to the corresponding period of the previous year)
- Information and communication – 3 956.5 Gel (increased by 9.0 percent)
- Professional, scientific and technical activities – 2 672.7 Gel (increased by 12.0 percent)
- Construction – 2 624.6 Gel (increased by 22.3 percent)

The chart below presents the distribution of the average monthly earnings by economic activity in the I quarter of 2023-2024.

CHART №2

**AVERAGE MONTHLY EARNINGS BY ECONOMIC ACTIVITY
IN THE I QUARTER OF 2023-2024
(GEL)**



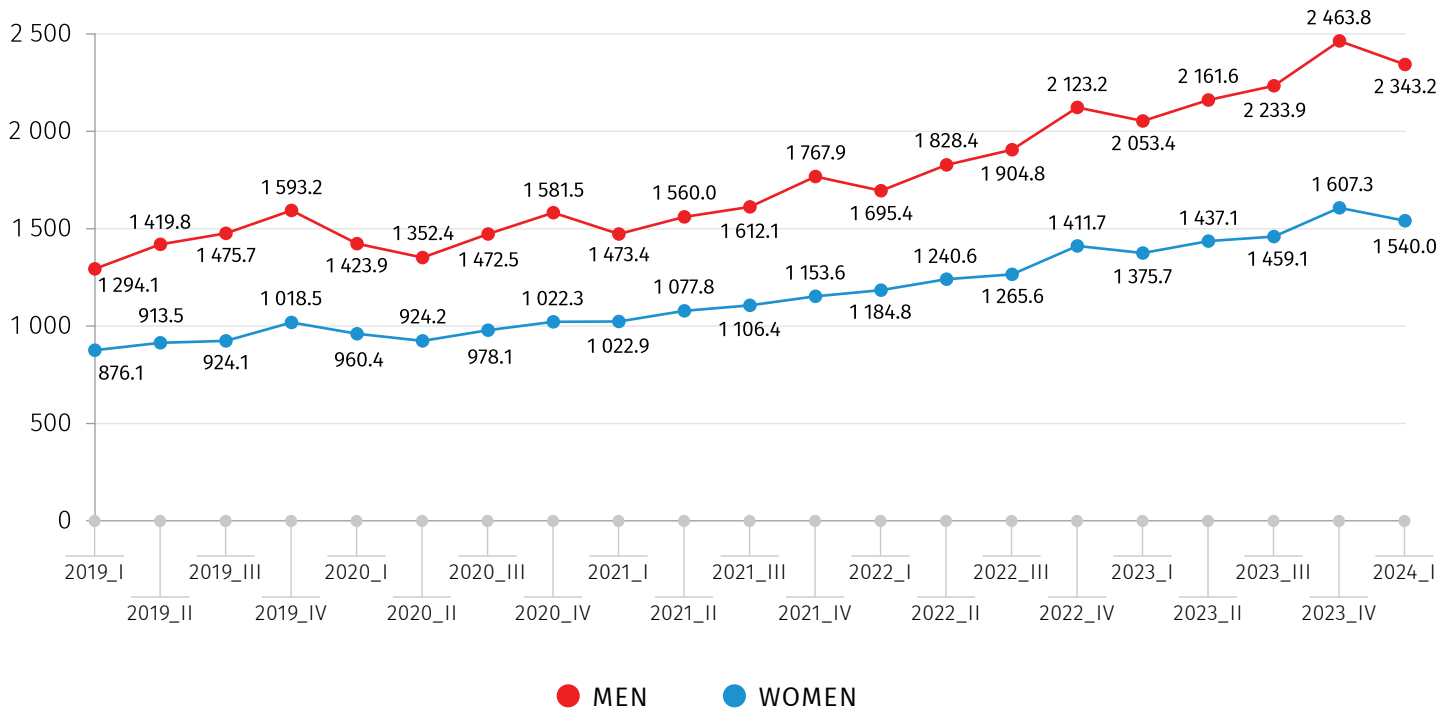
17.06.2024

In the I quarter of 2024, the average earnings equaled to 1 540.0 Gel for women, while 2 343.2 Gel for men. The annual growth of earnings amounted to 164.3 Gel (11.9%) for women and 289.8 Gel (14.1%) for men. In all sectors of the economy, the average monthly earnings of men were higher than women's.

The chart below presents the distribution of the average monthly earnings of employees by sex in 2019-2024, by quarters.

CHART №3

AVERAGE MONTHLY EARNINGS BY SEX
(GEL)



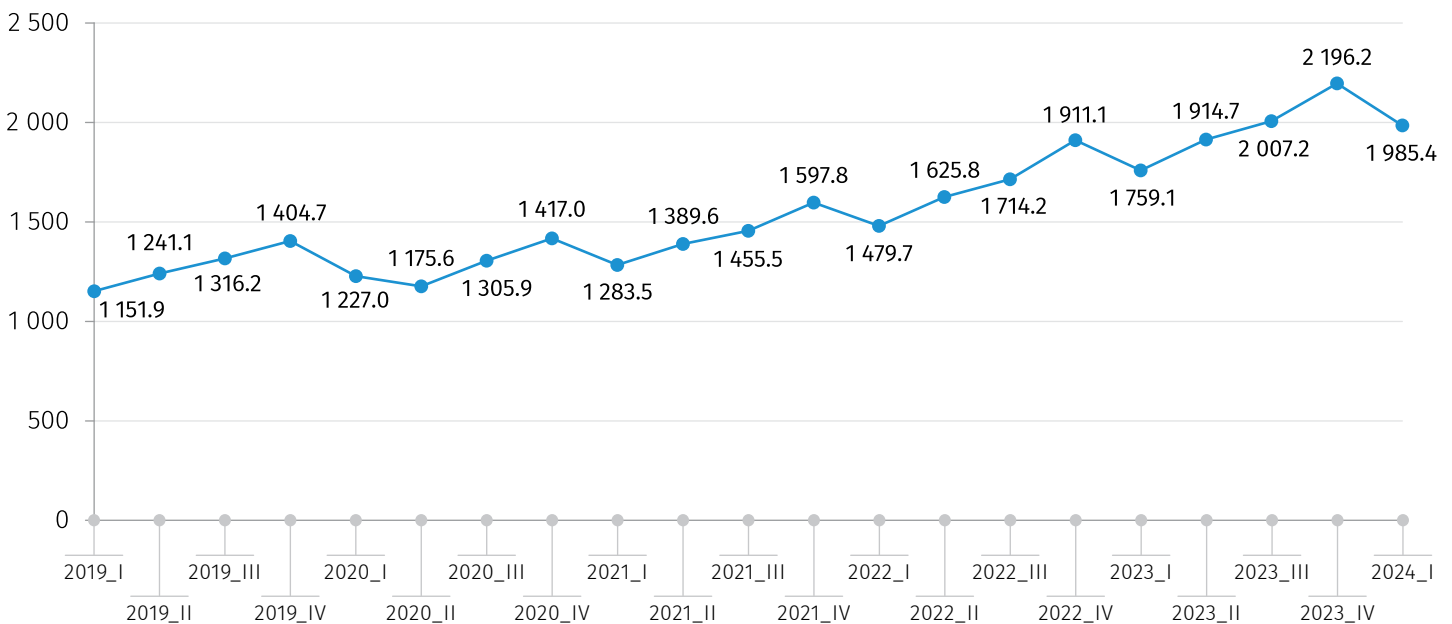
17.06.2024

In the I quarter of 2024, the average monthly earnings of hired employees in the business sector increased by 226.3 Gel (12.9%) and equaled 1 985.4 Gel. According to the economic activity the highest monthly earnings were observed in Information and communication (4 069.0 Gel, increased by 8.8 percent compared to the corresponding period of the previous year) and Professional, scientific and technical activities (3 035.1 Gel, increased by 10.9 percent).

The chart below presents the distribution of the average monthly earnings of employees in the business sector in 2019-2024, by quarters.

CHART №4

**AVERAGE MONTHLY EARNINGS OF EMPLOYEES IN BUSINESS SECTOR
(GEL)**



NATIONAL STATISTICS OFFICE OF GEORGIA

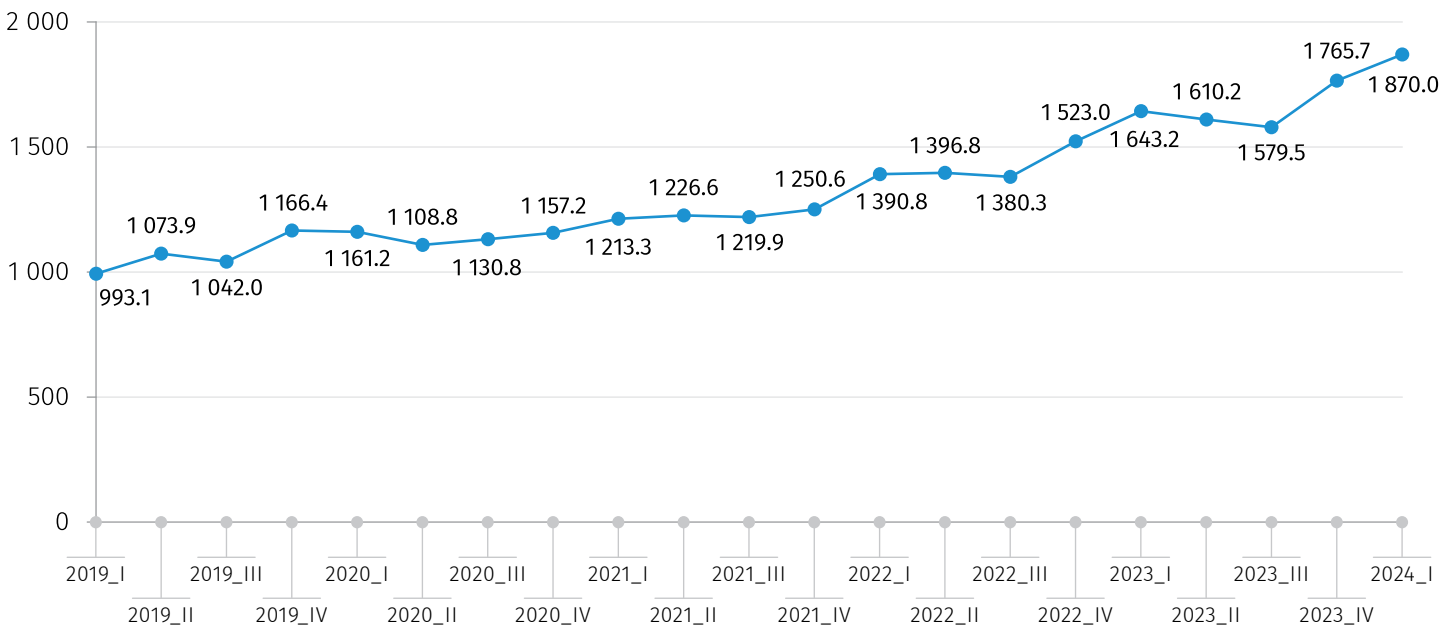
17.06.2024

In the I quarter of 2024, compared to the same quarter of the previous year, the average monthly earnings of hired employees in the non-business and financial sector increased by 226.8 Gel (13.8%) and amounted to 1 870.0 Gel. According to the economic activity the highest monthly earnings were observed in the Financial and insurance activities.

The chart below presents the distribution of the average monthly earnings of employees in the non-business and financial sector in 2019-2024, by quarters.

CHART №5

**AVERAGE MONTHLY EARNINGS OF EMPLOYEES IN NON-BUSINESS
AND FINANCIAL SECTOR
(GEL)**

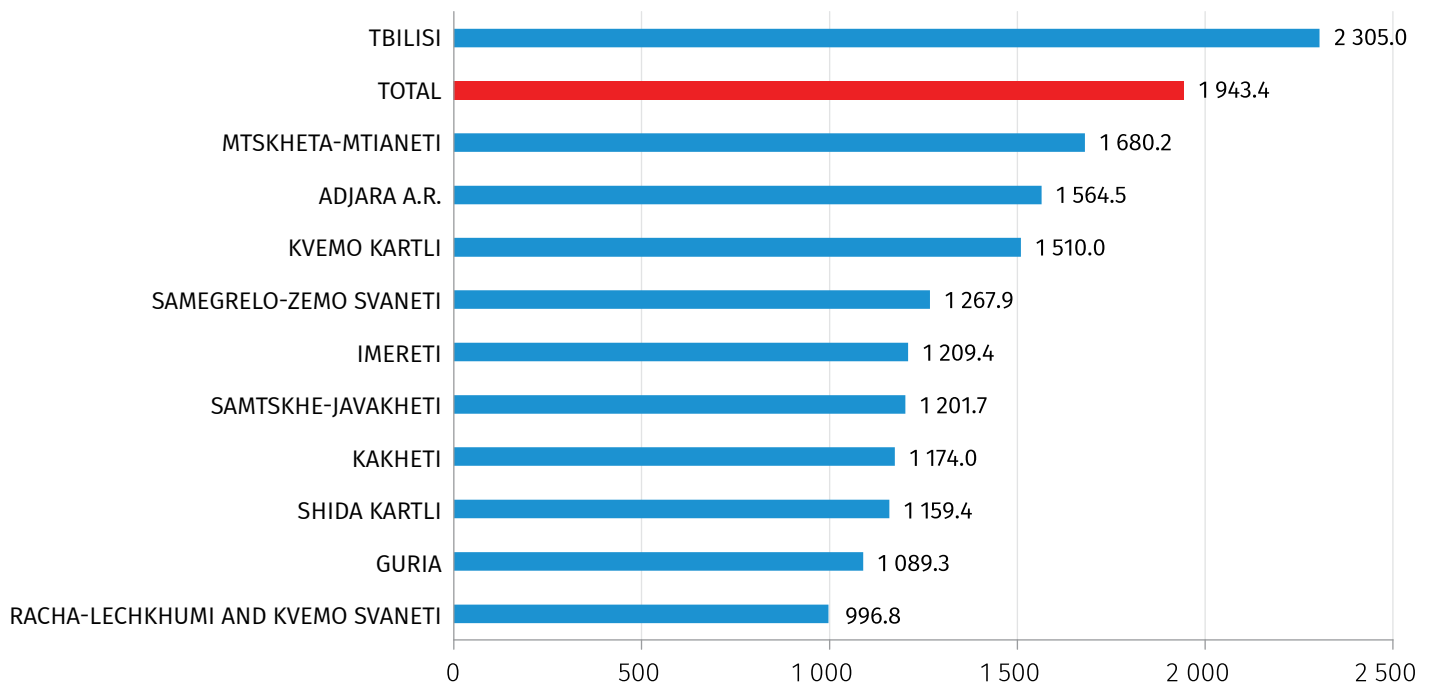


17.06.2024

Tbilisi and Mtskheta-Mtianeti regions are leading regions by amount of the average earnings. The chart below presents the distribution of the average monthly nominal earnings of employees by regions in the I quarter of 2024.

CHART №6

AVERAGE MONTHLY NOMINAL EARNINGS OF EMPLOYEES BY REGIONS*
(GEL)



*Some enterprises and organizations are represented by the location of the head office.

17.06.2024

NOTES

Classification of the economic activities used in the release is based on the European standard **NACE rev.2**

Definition of Sections:

A	Agriculture, forestry and fishing
B	Mining and quarrying
C	Manufacturing
D	Electricity, gas, steam and air conditioning supply
E	Water supply, sewerage, waste management and remediation activities
F	Construction
G	Wholesale and retail trade; repair of motor vehicles and motorcycles
H	Transportation and storage
I	Accommodation and food service activities
J	Information and communication
K	Financial and insurance activities
L	Real estate activities
M	Professional, scientific and technical activities
N	Administrative and support service activities
O	Public administration and defence; compulsory social security
P	Education
Q	Human health and social work activities
R	Arts, entertainment and recreation
S	Other service activities

CONTACT PERSONS:

Vasil Tsakadze, Tel.: (+995 32) 236 72 10 (600). E-mail: vtsakadze@geostat.ge

Mariam Kavelashvili, Tel.: (+995 32) 236 72 10 (020). E-mail: mkavelashvili@geostat.ge