


NATIONAL STATISTICS OFFICE OF GEORGIA

EXTERNAL MERCHANDISE TRADE OF GEORGIA

JANUARY-JULY 2024 (EXPRESS DATA)



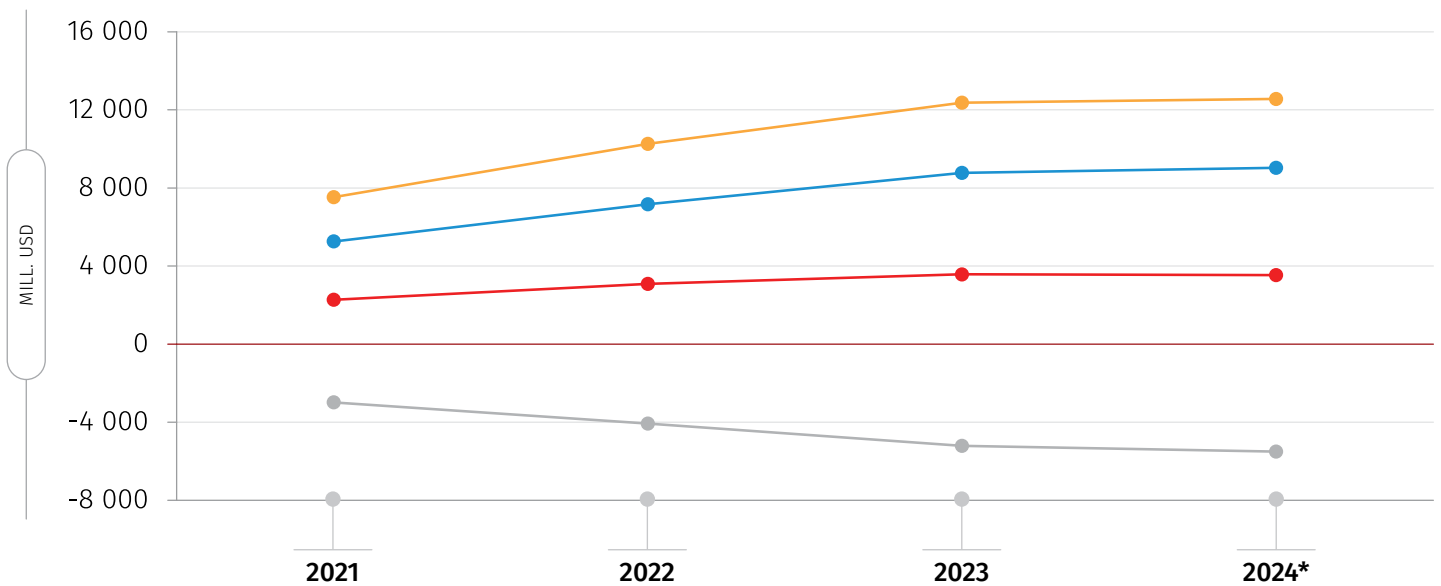
NATIONAL STATISTICS OFFICE OF GEORGIA

13.08.2024

EXTERNAL MERCHANDISE TRADE OF GEORGIA IN JANUARY-JULY 2024 (EXPRESS RELEASE)

External Merchandise Trade (excluding non-declared trade) of Georgia amounted to USD 12 564.5 million in January-July 2024, 1.6 percent higher year-on-year. The value of export decreased by 1.4 percent reaching USD 3 530.0 million, while the import increased by 2.9 percent and amounted to USD 9 034.5 million. The trade deficit equaled USD 5 504.5 million and its share in trade turnover constituted 43.8 percent.

EXTERNAL MERCHANDISE TRADE TENDENCIES OF GEORGIA IN JANUARY-JULY 2021-2024



*Preliminary data.

● TURNOVER ● IMPORT ● EXPORT ● BALANCE

The table below shows dynamics of the external merchandise trade statistics indicators in 2021-2024.

NATIONAL STATISTICS OFFICE OF GEORGIA

13.08.2024

EXTERNAL MERCHANDISE TRADE OF GEORGIA IN 2021-2024 (MILLION US DOLLARS)

| YEAR | MONTH | EXPORTS | IMPORTS | TURNOVER | BALANCE |
|----------|-----------|---------|----------|----------|----------|
| 2021 | YEAR | 4 242.5 | 10 098.6 | 14 341.0 | -5 856.1 |
| | January | 224.5 | 561.7 | 786.2 | -337.3 |
| | February | 267.7 | 648.8 | 916.5 | -381.1 |
| | March | 326.1 | 775.0 | 1 101.1 | -448.9 |
| | April | 377.7 | 756.3 | 1 134.0 | -378.6 |
| | May | 340.0 | 770.2 | 1 110.2 | -430.2 |
| | June | 350.6 | 863.7 | 1 214.3 | -513.1 |
| | July | 386.3 | 882.1 | 1 268.4 | -495.8 |
| | August | 335.2 | 868.6 | 1 203.7 | -533.4 |
| | September | 373.7 | 952.4 | 1 326.1 | -578.7 |
| | October | 410.9 | 936.2 | 1 347.1 | -525.3 |
| | November | 430.4 | 1 033.2 | 1 463.6 | -602.8 |
| December | 419.5 | 1 050.3 | 1 469.8 | -630.8 | |
| 2022 | YEAR | 5 582.4 | 13 548.4 | 19 130.8 | -7 965.9 |
| | January | 331.5 | 774.2 | 1 105.6 | -442.7 |
| | February | 429.2 | 1 019.2 | 1 448.4 | -590.0 |
| | March | 411.6 | 926.8 | 1 338.4 | -515.3 |
| | April | 415.2 | 986.0 | 1 401.2 | -570.8 |
| | May | 521.3 | 1 180.5 | 1 701.8 | -659.2 |
| | June | 448.8 | 1 105.4 | 1 554.2 | -656.6 |
| | July | 533.2 | 1 172.1 | 1 705.3 | -638.9 |
| | August | 473.1 | 1 262.8 | 1 735.9 | -789.7 |
| | September | 523.5 | 1 136.5 | 1 660.0 | -612.9 |
| | October | 448.7 | 1 204.1 | 1 652.8 | -755.4 |
| | November | 490.7 | 1 311.1 | 1 801.8 | -820.4 |
| December | 555.8 | 1 469.7 | 2 025.5 | -913.9 | |
| 2023 | YEAR | 6 086.4 | 15 603.6 | 21 690.0 | -9 517.2 |
| | January | 459.0 | 1 115.7 | 1 574.7 | -656.7 |
| | February | 455.8 | 1 068.1 | 1 523.8 | -612.3 |
| | March | 546.7 | 1 377.8 | 1 924.5 | -831.1 |
| | April | 500.1 | 1 224.4 | 1 724.5 | -724.2 |
| | May | 542.0 | 1 330.4 | 1 872.4 | -788.4 |
| | June | 550.0 | 1 342.8 | 1 892.8 | -792.8 |
| | July | 526.9 | 1 324.6 | 1 851.5 | -797.7 |
| | August | 493.2 | 1 411.4 | 1 904.6 | -918.2 |
| | September | 526.0 | 1 382.0 | 1 908.1 | -856.0 |
| | October | 490.6 | 1 361.1 | 1 851.7 | -870.5 |
| | November | 481.8 | 1 296.6 | 1 778.3 | -814.8 |
| December | 514.4 | 1 368.8 | 1 883.2 | -854.5 | |


NATIONAL STATISTICS OFFICE OF GEORGIA

13.08.2024

| YEAR | MONTH | EXPORTS | IMPORTS | TURNOVER | BALANCE |
|-------|----------|---------|---------|----------|----------|
| 2024* | YEAR | 3 530.0 | 9 034.5 | 12 564.5 | -5 504.5 |
| | January | 338.6 | 1 101.3 | 1 439.9 | -762.7 |
| | February | 464.7 | 1 179.3 | 1 644.0 | -714.6 |
| | March | 522.8 | 1 224.4 | 1 747.1 | -701.6 |
| | April | 437.2 | 1 446.5 | 1 883.7 | -1 009.3 |
| | May | 502.2 | 1 396.4 | 1 898.7 | -894.2 |
| | June | 582.1 | 1 266.4 | 1 848.5 | -684.3 |
| | July | 682.3 | 1 420.2 | 2 102.5 | -737.8 |


*Preliminary data.

Detailed data on external merchandise trade of Georgia will be published on 19 August, 2024.

SOURCES:  LEPL Revenue Service of Ministry of Finance of Georgia;

 Georgian State Electrosystem, JSC;

 Georgian Gas Transportation Company, LTD;

 GGTC Electricity System Commercial Operator, JSC.

NOTICE: The discrepancy between the totals and the sum in some cases can be explained by using rounded data.

CONTACT PERSON:

Badri Kvachadze, Tel.: (+995 32) 2 36 72 10 (300).

E-mail: bkvachadze@geostat.ge

Mariam Kavelashvili, Tel.: (+995 32) 2 36 72 10 (020).

E-mail: mkavelashvili@geostat.ge