

NATIONAL STATISTICS OFFICE OF GEORGIA

SEAPORTS AND TERMINALS OF GEORGIA (2024, II QUARTER)



19.08.2024

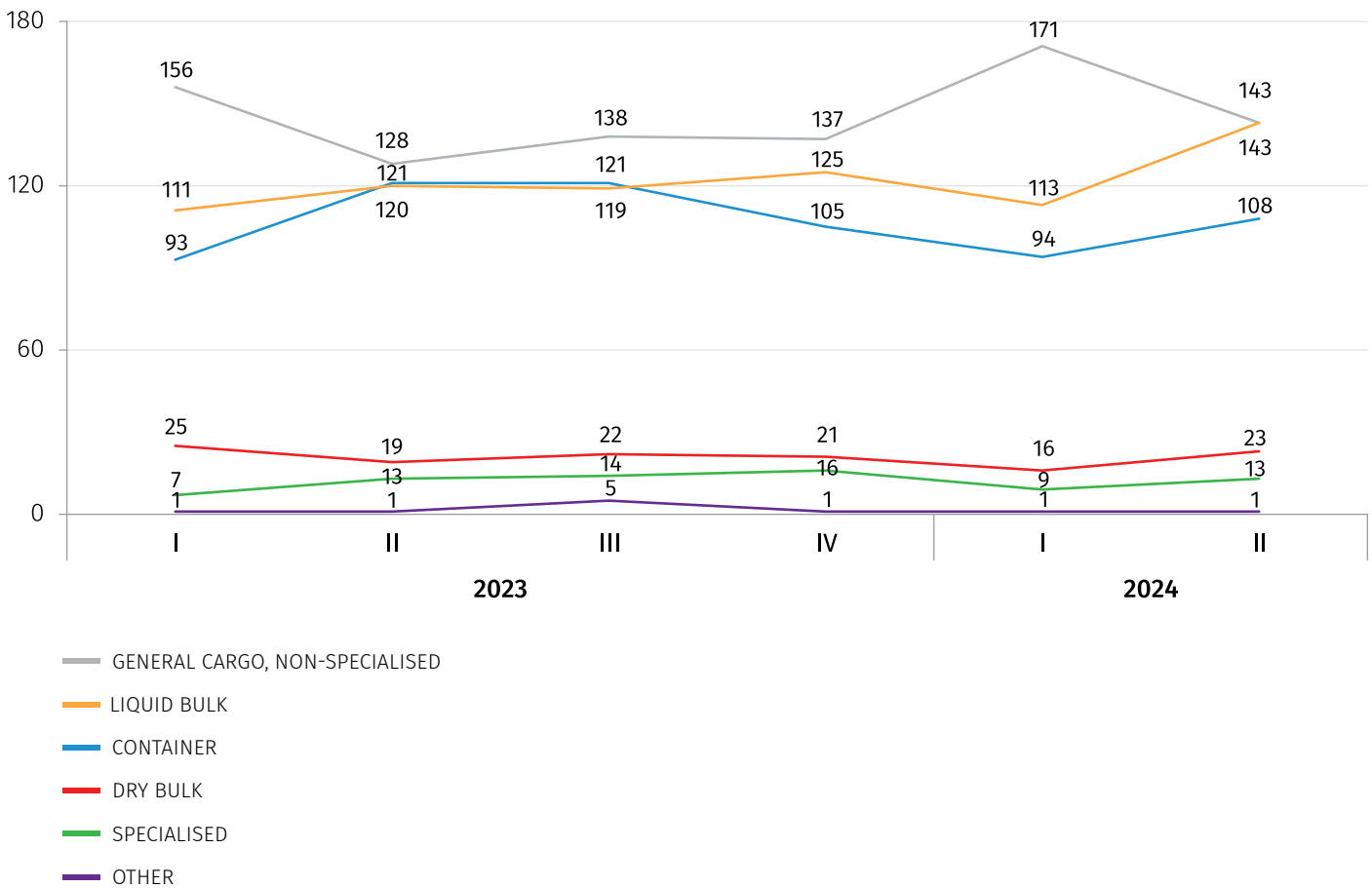
MAJOR INDICATORS OF SEAPORTS AND TERMINALS

(2024, II QUARTER)

In the II quarter of 2024, 431¹ ships entered the ports and terminals of Georgia. 33.2 percent of those ships were general cargo carriers, 33.2 percent were liquid bulk, 25.1 percent – container ships, and the rest of 8.5 percent were distributed among dry bulk carriers, tugs and specialized ships.

In the II quarter of 2024, compared to the corresponding period of the previous year, the ports and terminals of Georgia received 21.1 percent more dry bulk carriers, 19.2 percent more - liquid bulk carriers, 11.7 percent more - general cargo carriers, and 10.7 percent less – container.

**THE NUMBER OF SHIPS THAT ENTERED IN PORTS AND TERMINALS OF GEORGIA BY TYPE
(UNIT)**



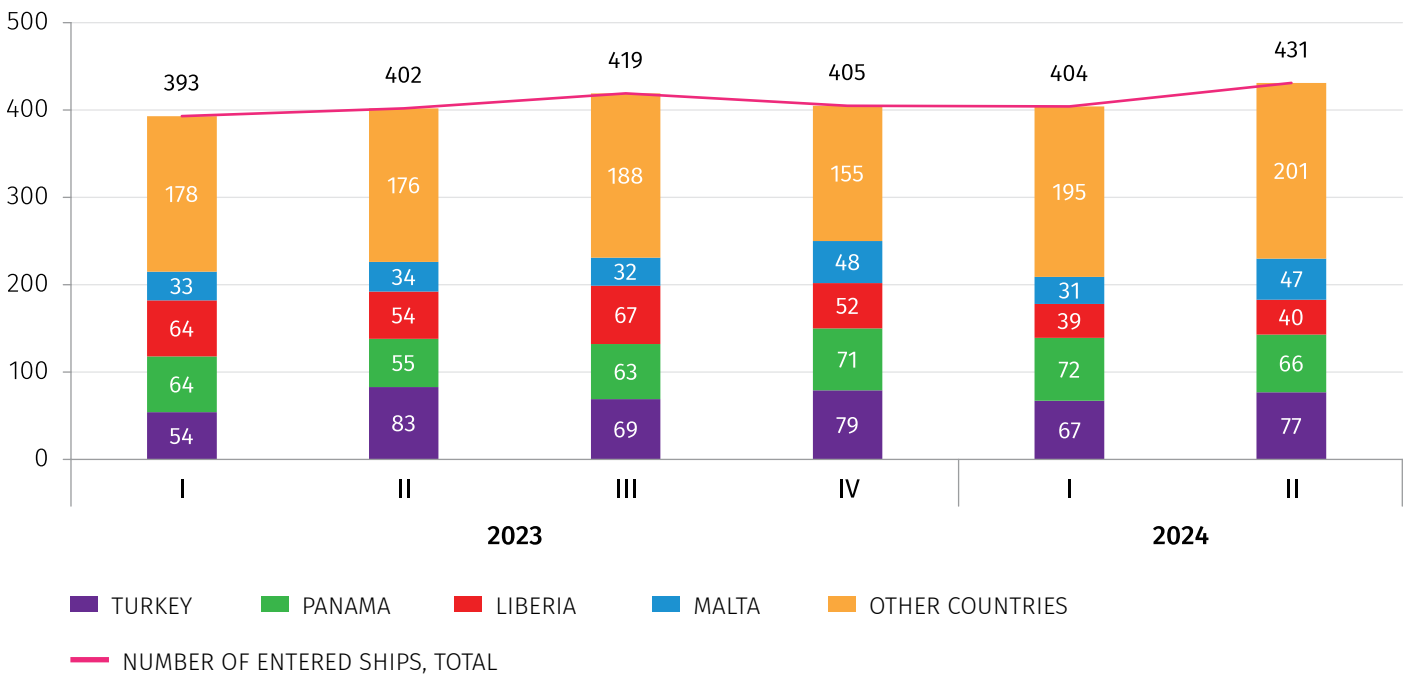
¹Source: Maritime Transport Agency of Georgia

NATIONAL STATISTICS OFFICE OF GEORGIA

19.08.2024

In the II quarter of 2024, 17.9 percent of the ships arriving at the ports and terminals of Georgia sailed under the flag of Turkey, 15.3 percent – under the flag of Panama, 10.9 percent - under the flag of Malta, 9.3 percent - under the flag of Liberia, and the rest 46.6 percent were distributed among other countries.

**THE NUMBER OF SHIPS THAT ENTERED IN PORTS AND TERMINALS OF GEORGIA
BY THE COUNTRY OF REGISTRATION (FLAG),
(UNIT)**

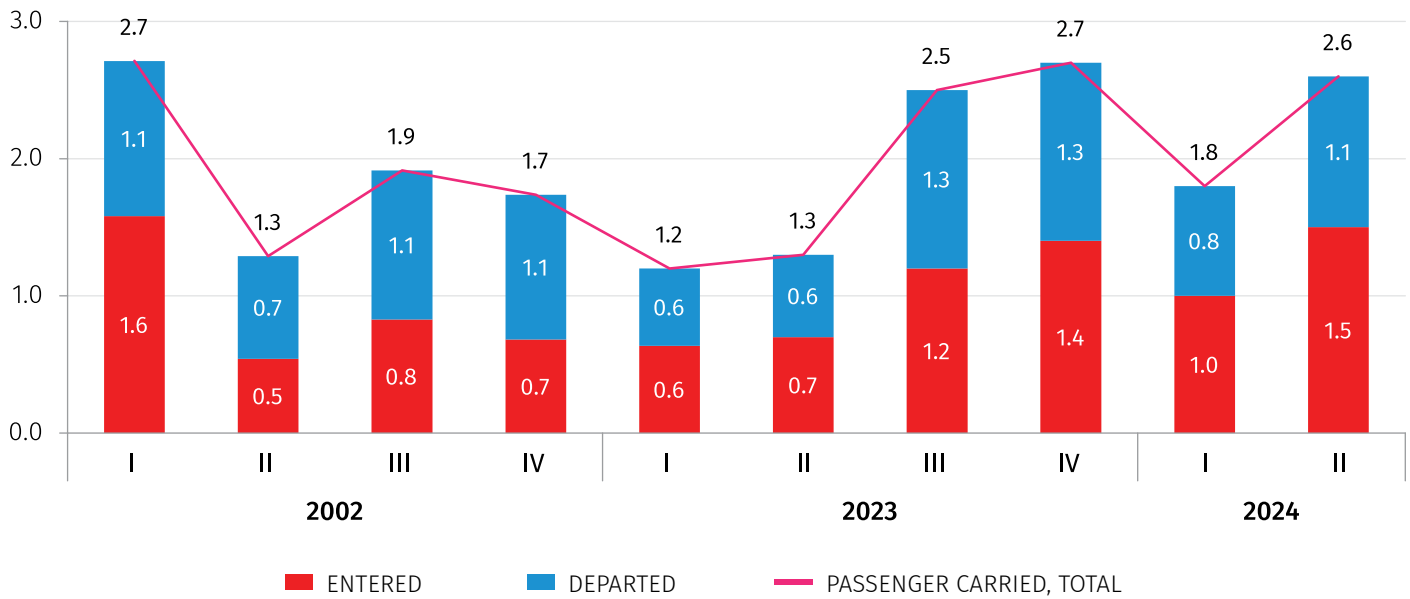


NATIONAL STATISTICS OFFICE OF GEORGIA

19.08.2024

In the II quarter of 2024, Georgian seaports served 2.6 thousand passengers, which is two times more compared to the corresponding figure of the previous year. Note, the share of passengers entered was higher than the share of passengers departed and stood at 57.7 percent.

**PASSENGERS CARRIED IN PORTS AND TERMINALS OF GEORGIA,
(THOUSAND PERSONS)**

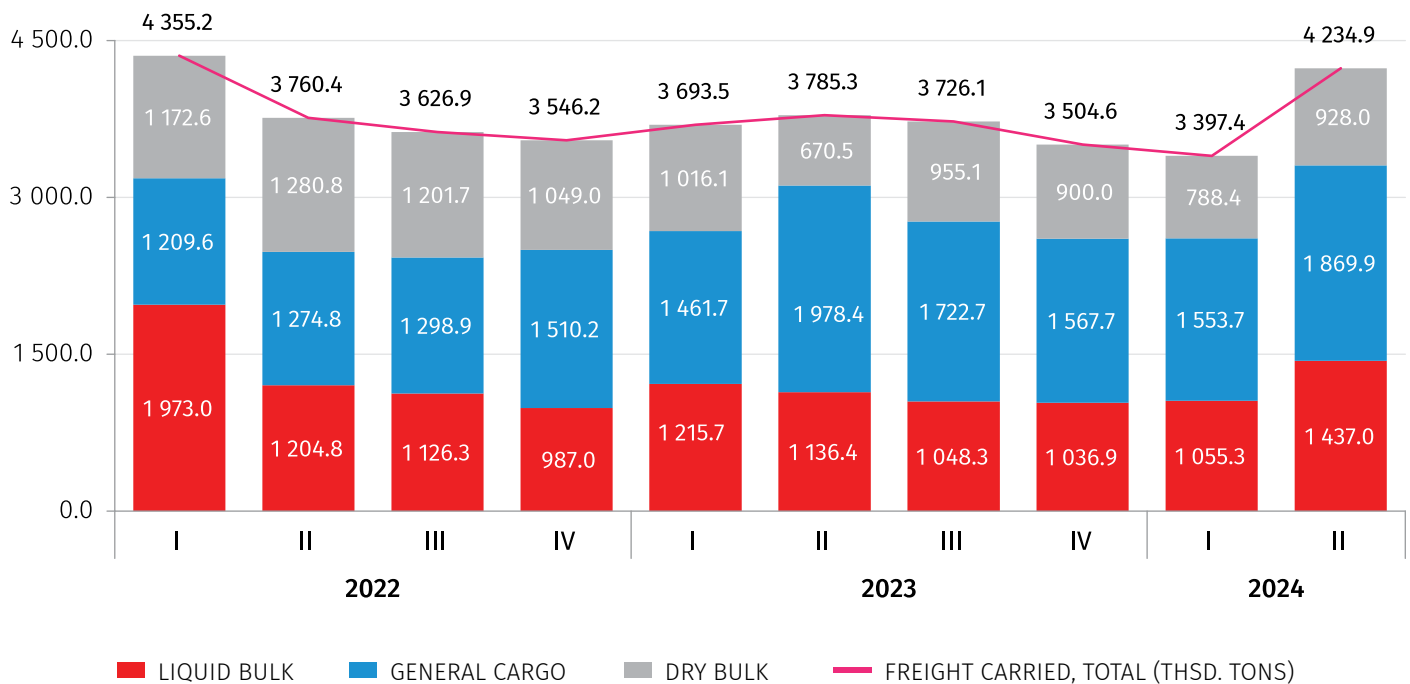


NATIONAL STATISTICS OFFICE OF GEORGIA

19.08.2024

In the II quarter of 2024, ports and terminals of Georgia processed 4 234.9 thousand tons of cargo, 11.9 percent more compared to the corresponding figure of the previous year. 44.2 percent of freight carried was general cargo, 33.9 percent was liquid bulk, and 21.9 percent - dry bulk.

**FREIGHT CARRIED IN PORTS AND TERMINALS OF GEORGIA FREIGHT BY TYPE,
(THOUSAND TONS)**



CONTACT PERSONS:

Daviti Zhorzholiani, Tel.: (+995 32) 236 72 10 (601), E-mail: dzhorzholiani@geostat.ge

Mariam Kavelashvili, Tel.: (+995 32) 236 72 10 (020), E-mail: mkavelashvili@geostat.ge