

**NATIONAL STATISTICS OFFICE OF GEORGIA**

# **GEORGIAN RAILWAY**

## **(2024, II QUARTER)**



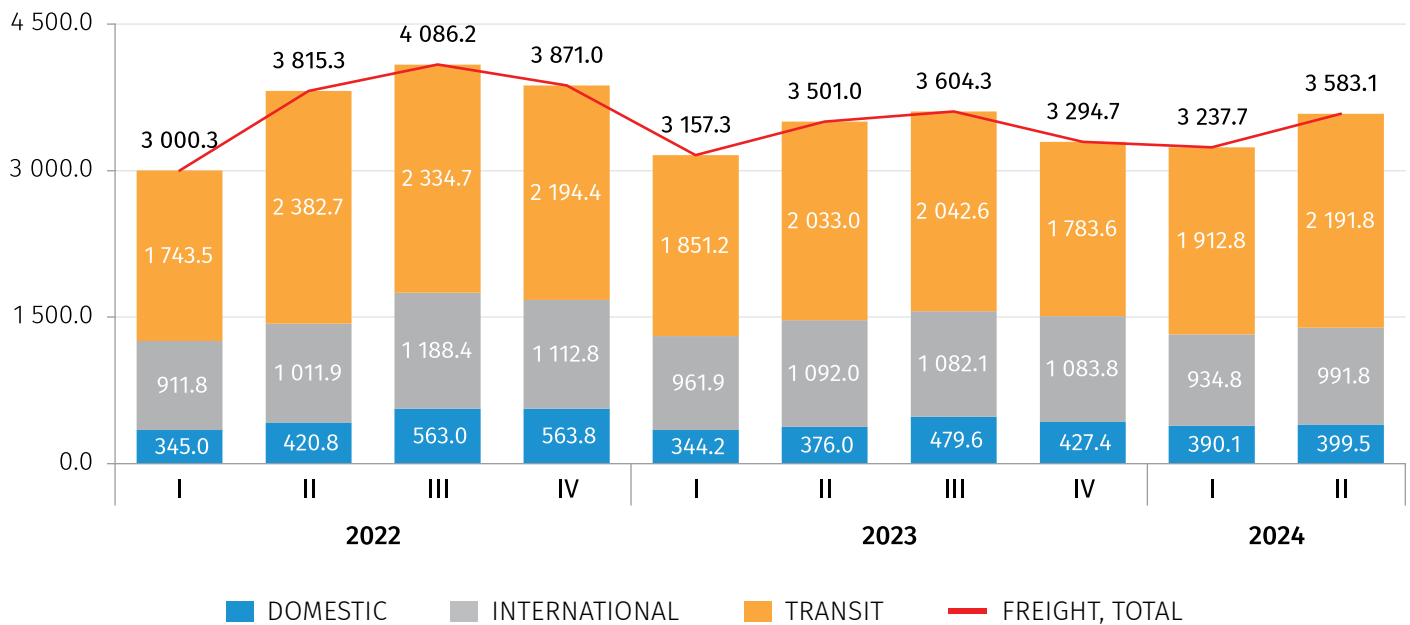
19.08.2024

MAIN INDICATORS OF RAILWAY

(2024, II QUARTER)

In the II quarter of 2024, rail transported freight 3.6 mln. tons<sup>1</sup> of freight, which is 2.3 percent more than the respective figure of the previous year. 11.1 percent of the total freight was transported domestically, 27.7 percent was transported internationally (excluding transit) and 61.2 percent was transit.

RAILWAY TRANSPORTED FREIGHTS BY TYPE OF TRANSPORT,  
(THOUSAND TONS)



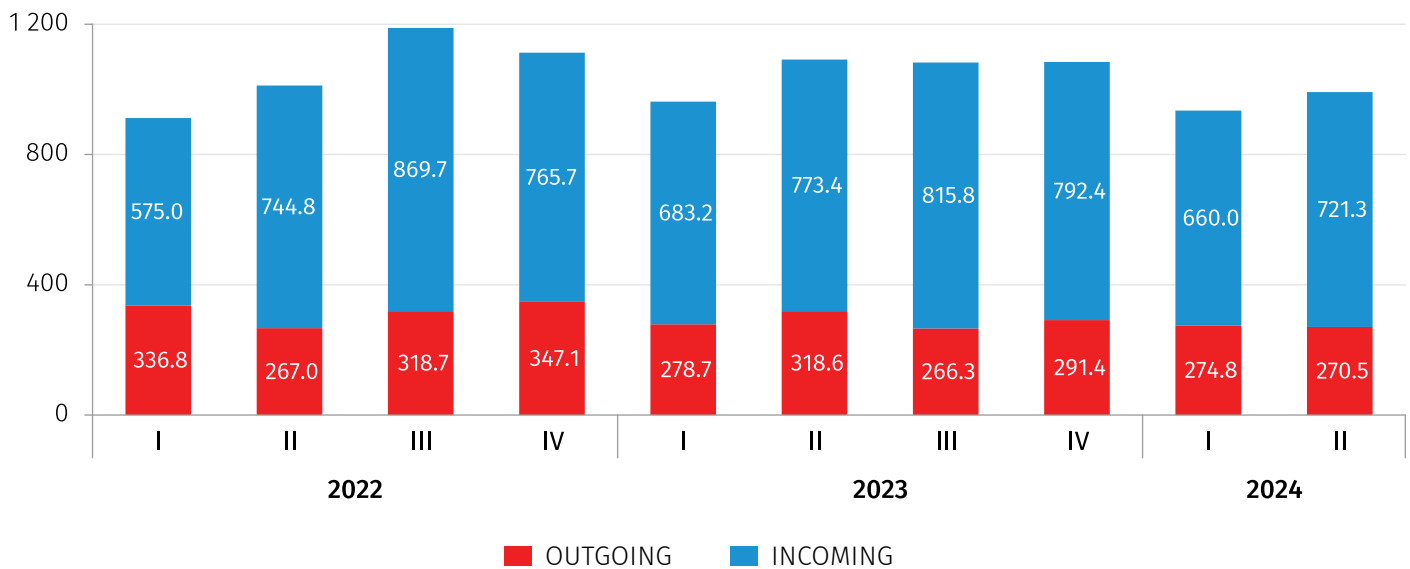
<sup>1</sup>Source: JSC "Georgian Railway"

19.08.2024

In the II quarter of 2024, the share of incoming freight represented 72.7 percent of the railway-transported freights, while the share of outgoing freight was 27.3 percent.

The chart below shows the structure of internationally transported freights by quarters:

**STRUCTURE OF INTERNATIONALLY TRANSPORTED FRIEGHTS,  
(THOUSAND TONS)**



In the II quarter of 2024, the sender country of 38.4 percent of total incoming rail freight was Russian Federation, 28.1 percent was sent by Azerbaijan. The share of other countries sending cargo was less than ten percent each (33.5 percent combined).

In the II quarter of 2024, Russian Federation was the final destination for 11.6 percent of total outgoing freight, for 10.9 percent – Kazakhstan. The share of other receiving countries was less than ten percent each (77.5 percent combined).

The breakdown of the total transit freight<sup>2</sup> by the final destination country was as follows: Netherlands – 19.5 percent, Turkey – 8.9 percent, China – 6.7 percent, Italy – 3.5 percent, USA – 3.5 percent, Ukraine – 2.2 percent, Romania – 1.5 percent, and elsewhere was for the rest. In the same period, Brazil was the sender country of 7.2 percent of the total transit freight, China – 2.0 percent, USA – 1.4 percent, Turkey – 1.2 percent, Greece – 1.1 percent, Spain – 1.1, and other countries were for the rest.

<sup>2</sup>Due to the data confidentiality purposes, the indicators of the volume of shipments carried out from/to particular countries is not given.

19.08.2024

In the reporting period, 28.9 percent of the total freight were coal and lignite; crude petroleum and natural gas, 26.4 percent were metal ores and other mining and quarrying products, and 13.2 percent were food products, beverages and tobacco.

The distribution by type of goods was different in case of freights transported domestically in the II quarter of 2024, as the share of metal ores and other mining and quarrying products equaled 55.0 percent of total, and the share of other nonmetallic mineral products amounted to 15.8 percent; while the share of coal and lignite, crude petroleum and natural gas amounted to 14.3 percent.

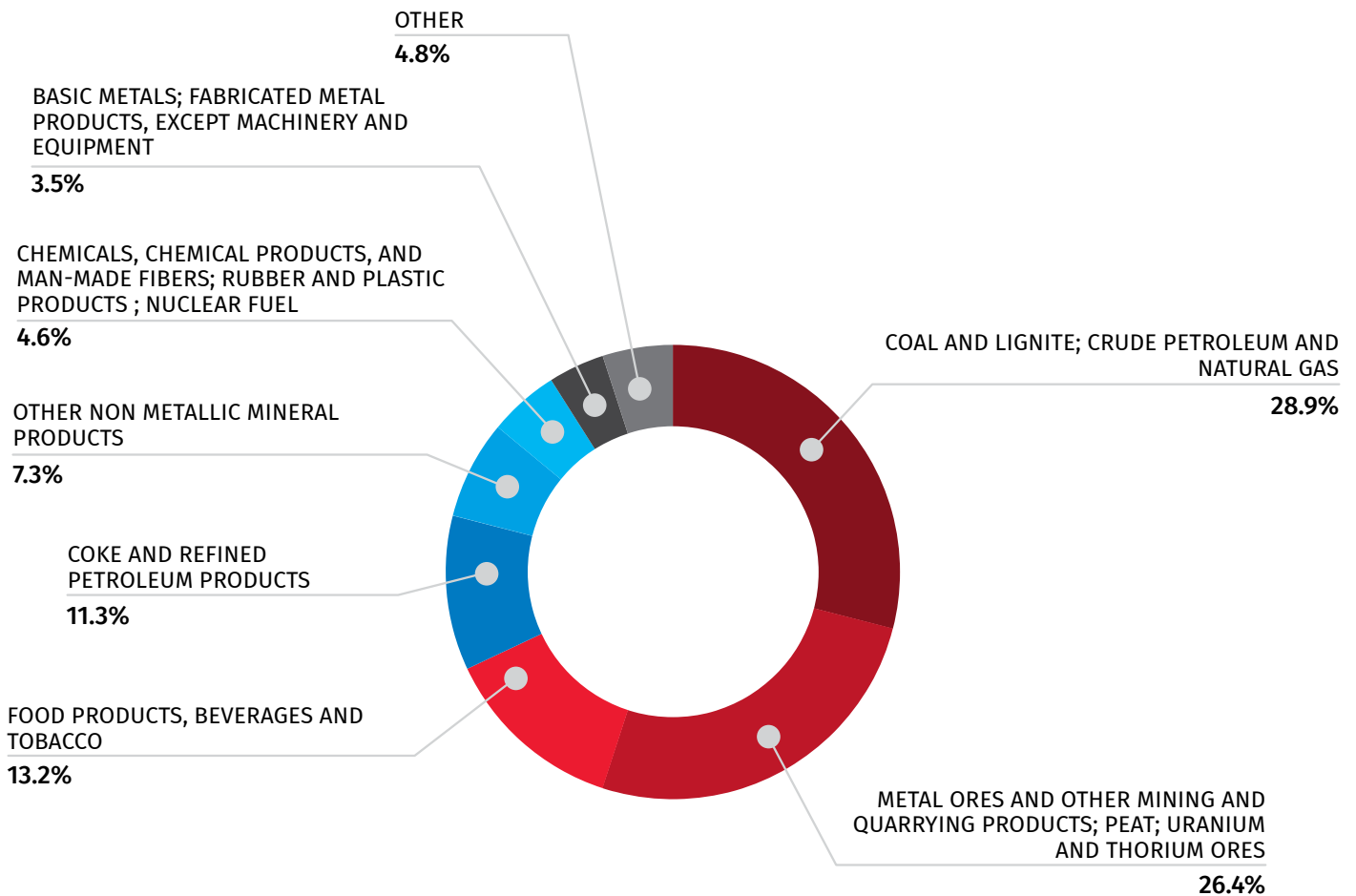
As for the freights transported internationally, in the reporting period, incoming goods were mainly coal, crude oil and oil products and natural gas (46.7 percent), other nonmetallic mineral products (22.7 percent), metal ores and other mining and quarrying products (8.2 percent), basic metals (5.8 percent), and coke and refined petroleum products (4.8 percent); while outgoing goods were mainly metal ores and other mining and quarrying products (41.8 percent), food products, beverages and tobacco (30.8 percent), basic metals (9.5 percent), and other nonmetallic mineral products (8.4 percent).

In the II quarter of 2024, three type of goods, namely coal, crude petroleum and natural gas (29.0 percent), metal ores and other mining and quarrying products (25.2 percent), and coke and refined petroleum products (16.8 percent) constituted for 71.0 percent of the total volume of transit freight.

The chart below shows the structure of rail-transported goods in Georgia by type in the II quarter of 2024:

19.08.2024

**STRUCTURE OF RAILWAY-TRANSPORTED FREIGHTS  
BY TYPE OF GOODS**



In the II quarter of 2024, the number of passengers transported by the Georgian Railway decreased by 7.7 percent compared to the corresponding period of the previous year and amounted to 525.1 thousand persons. At the same time, passenger turnover decreased by 9.2 percent and amounted to 160.7 million passenger-kilometer.

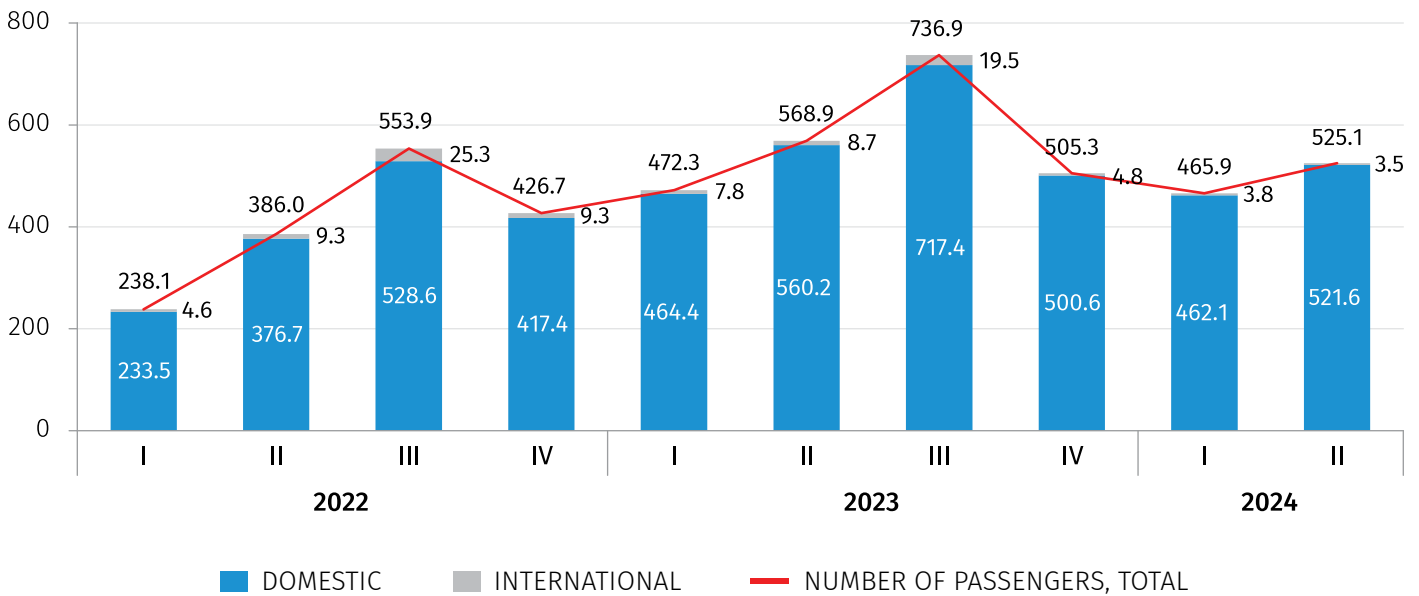
In the II quarter of 2024, the number of passengers transported within the country amounted to 521.6 thousand persons, which represents 99.3 percent of the total number of passengers carried and 6.9 percent less than the same figure to the corresponding period of 2023. At the same time, the number of passengers transported internationally amounted to 3.5 thousand, which is 60.0 percent less than the corresponding figure of the previous year. The country of embarkation was Armenia for 61.8 percent of internationally transported passengers while the country of disembarkation was Armenia for 38.2 percent of international transported

## NATIONAL STATISTICS OFFICE OF GEORGIA

19.08.2024

passengers (no passengers were transported from/to any other neighboring country in the II quarter of 2024).

### NUMBER OF RAILWAY PASSENGERS, (THOUSAND PASSENGERS)



#### CONTACT PERSONS:

Daviti Zhorzholiani, Tel.: (+995 32) 236 72 10 (601), E-mail: [dzhorzholiani@geostat.ge](mailto:dzhorzholiani@geostat.ge)

Mariam Kavelashvili, Tel.: (+995 32) 236 72 10 (020), E-mail: [mkavelashvili@geostat.ge](mailto:mkavelashvili@geostat.ge)